



# San Bernardino County Pool Summary (as of 10/31/07)

Security Type	Par Value	Amortized Cost	Market Value	Market % of Portfolio	Yield to Maturity At Cost	Weighted Avg. Maturity	Modified Duration
Bankers Acceptances	0.00	0.00	0.00	0.0%			
Certificates of Deposit	785,000,000.00	785,010,803.25	785,864,951.50	19.5%	5.25%	90	0.24
Collateralized CD	0.00	0.00	0.00	0.0%			
Commercial Paper	805,000,000.00	799,815,184.50	800,088,527.70	19.8%	5.13%	47	0.13
Corporate Notes	37,000,000.00	36,969,552.83	37,026,585.51	0.8%	5.43%	395	1.03
Federal Agencies	2,012,623,000.00	2,006,670,776.76	2,015,900,368.61	50.0%	5.02%	399	0.80
Money Market Funds	242,000,000.00	242,000,000.00	242,000,000.00	6.0%	4.95%	1	0.003
Municipal Debt	0.00	0.00	0.00	0.0%			
Repurchase Agreements	100,000,000.00	100,000,000.00	100,000,970.00	2.5%	5.01%	1	0.003
U.S. Treasuries	55,000,000.00	54,953,467.65	54,840,230.00	1.4%	3.57%	114	0.31
<b>Total Securities</b>	<b>4,036,623,000.00</b>	<b>4,025,419,784.99</b>	<b>4,035,721,633.32</b>	<b>100.0%</b>	<b>5.06%</b>	<b>231</b>	<b>0.49</b>
Cash Balance	<b>74,330,903.59</b>	<b>74,330,903.59</b>	<b>74,330,903.59</b>				
<b>Total Investments</b>	<b>4,110,953,903.59</b>	<b>4,099,750,688.58</b>	<b>4,110,052,536.91</b>				
Accrued Interest		<b>44,165,075.96</b>	<b>44,165,075.96</b>				
<b>Total Portfolio</b>	<b>4,110,953,903.59</b>	<b>4,143,915,764.54</b>	<b>4,154,217,612.87</b>				

1. Yield for the money market funds is a weighted average of the month-end yields for the Federated Government, Federated Prime, and Goldman Sachs Prime Obligations funds.

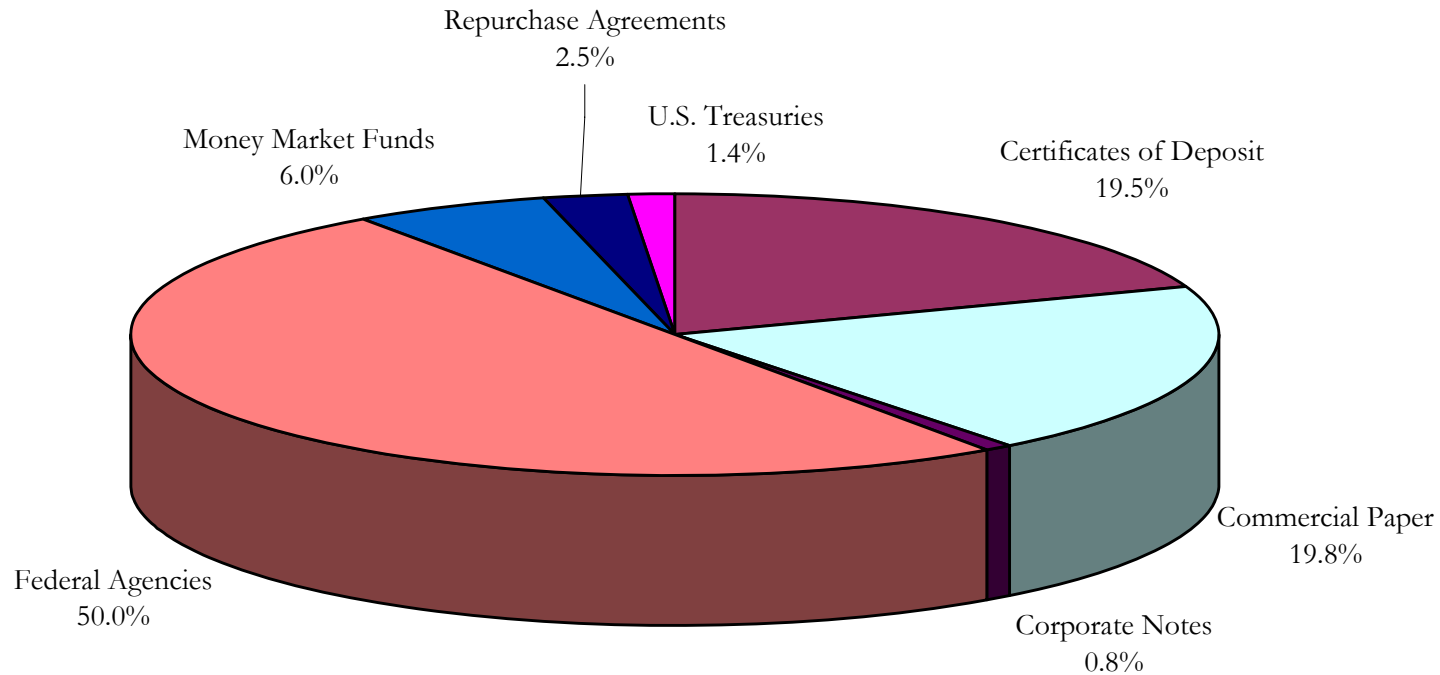
2. Statistics for the total portfolio include money market funds.

3. Market prices are derived from closing bid prices as of the last business day of the month as supplied by F.T. Interactive Data, Bloomberg or Telerate. Prices that fall between data points are interpolated.



# San Bernardino County Pool

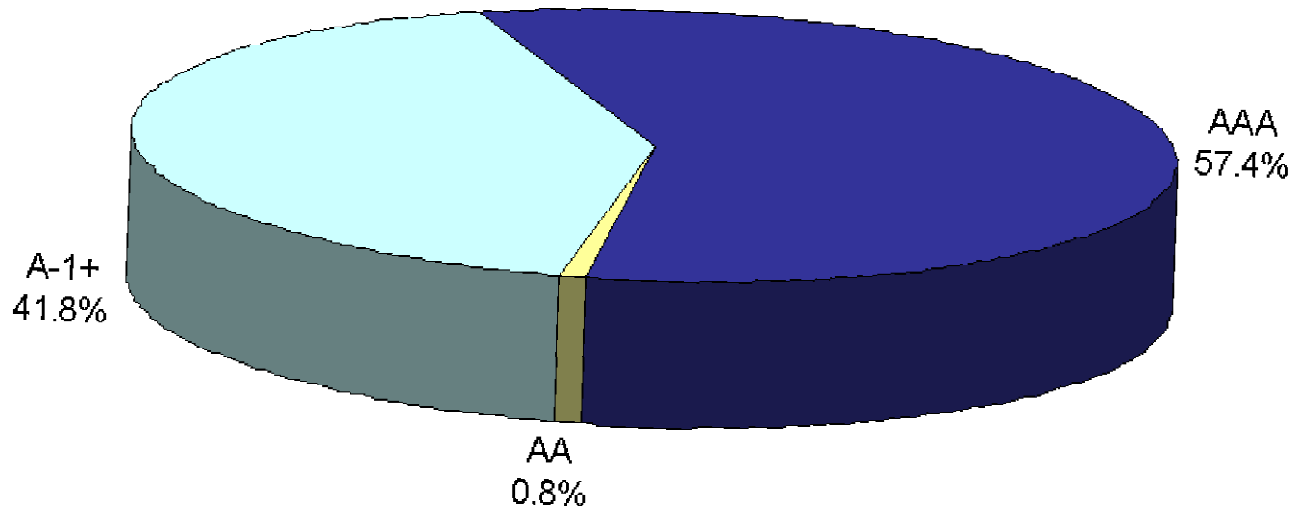
## Sector Distribution (as of 10/31/07)



Sector	Market Value
Bankers Acceptance	0.00
Certificates of Deposit	785,864,951.50
Collateralized CD	0.00
Commercial Paper	800,088,527.70
Corporate Note	37,026,585.51
Federal Agencies	2,015,900,368.61
Money Market Funds	242,000,000.00
Municipal Debt	0.00
Repurchase Agreement	100,000,970.00
U.S. Treasuries	54,840,230.00



# San Bernardino County Pool Credit Quality Distribution (as of 10/31/07)

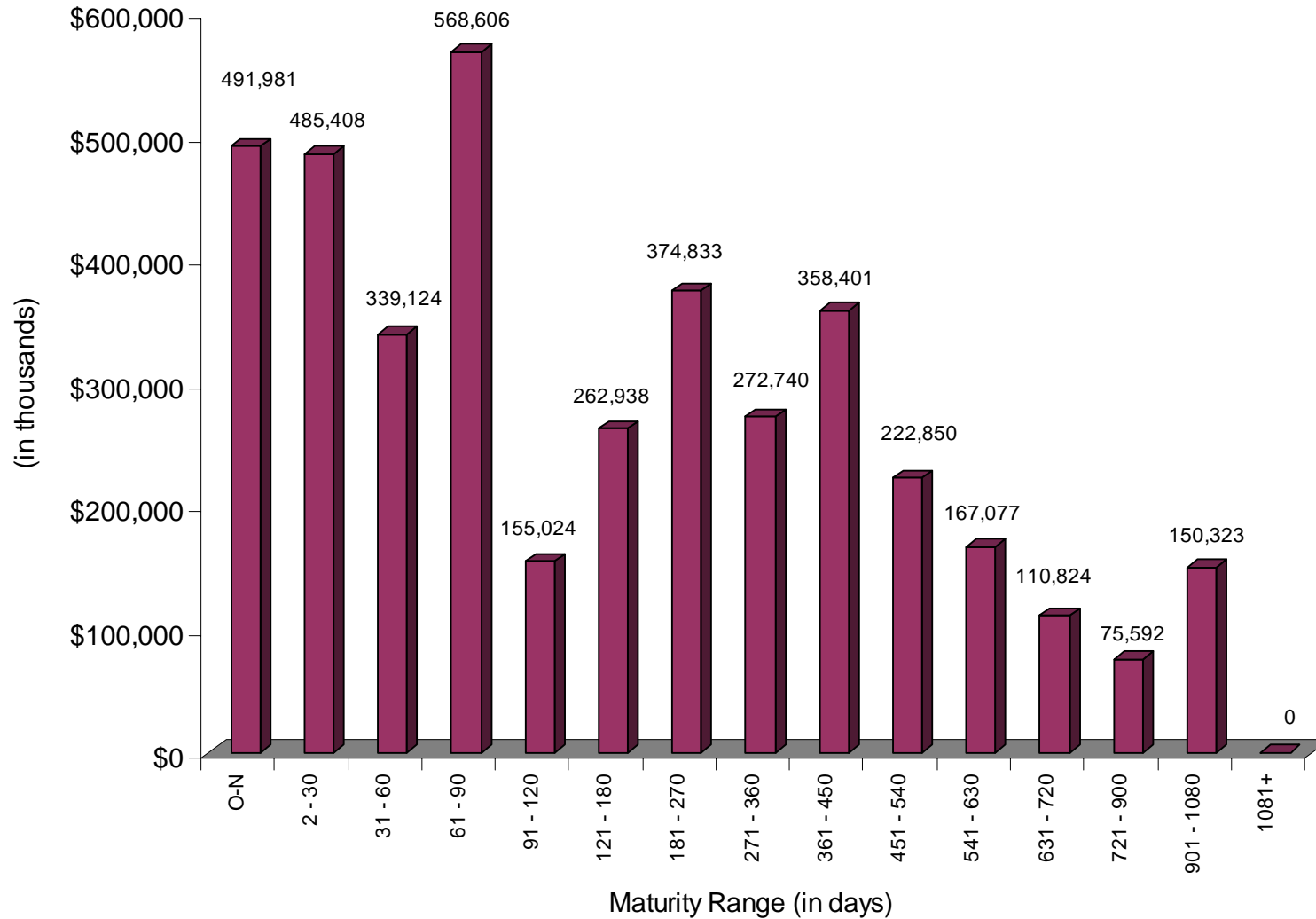


Credit Rating	Market Value
A-1+ (Short-Term)	1,685,954,449.20
A-1 (Short-Term)	0.00
AAA (Long-Term)	2,315,738,534.61
AA (Long-Term)	34,028,649.51



# San Bernardino County Pool

## Maturity Distribution (as of 10/31/07)



\* Maturity distribution assumes no securities are called



# San Bernardino County Pool Portfolio Yield Summary

<b>Month</b>	<b>Yield to Maturity At Cost</b>
October 2006	4.69%
November 2006	4.78%
December 2006	4.86%
January 2007	4.88%
February 2007	4.94%
March 2007	4.99%
April 2007	5.03%
May 2007	5.05%
June 2007	5.06%
July 2007	5.08%
August 2007	5.12%
September 2007	5.12%
<b>October 2007</b>	<b>5.06%</b>

1. Gross yields not including non-earning assets (compensating bank balances) or administrative costs for management of the pool.
2. All historical yields restated to include money market funds.