



# San Bernardino County Pool Summary (as of 1/31/06)

Security Type	Par Value	Amortized Cost	Market Value	Market % of Portfolio	Yield to Maturity At Cost	Weighted Avg. Maturity	Modified Duration
Bankers Acceptances	0.00	0.00	0.00	0.0%			
Certificates of Deposit	591,550,000.00	591,568,222.43	590,567,707.50	17.4%	4.47%	192	0.51
Collateralized CD	0.00	0.00	0.00	0.0%			
Commercial Paper	556,000,000.00	554,168,830.35	554,026,554.68	16.3%	4.43%	28	0.07
Corporate Notes	0.00	0.00	0.00	0.0%			
Federal Agencies	1,959,596,000.00	1,955,763,384.60	1,939,931,222.31	57.4%	3.58%	376	0.97
Money Market Funds	25,000,000.00	25,000,000.00	25,000,000.00	0.7%	4.26%	1	0.003
Municipal Debt	0.00	0.00	0.00	0.0%			
Repurchase Agreements	100,000,000.00	100,000,000.00	100,000,320.00	2.9%	4.57%	1	0.003
U.S. Treasuries	185,000,000.00	183,883,983.70	180,970,710.00	5.3%	3.52%	656	1.67
<b>Total Securities</b>	<b>3,417,146,000.00</b>	<b>3,410,384,421.08</b>	<b>3,390,496,514.49</b>	<b>100.0%</b>	<b>3.90%</b>	<b>288</b>	<b>0.75</b>
Cash Balance	<b>69,859,911.91</b>	<b>69,859,911.91</b>	<b>69,859,911.91</b>				
<b>Total Investments</b>	<b>3,487,005,911.91</b>	<b>3,480,244,332.99</b>	<b>3,460,356,426.40</b>				
Accrued Interest		<b>23,655,543.63</b>	<b>23,655,543.63</b>				
<b>Total Portfolio</b>	<b>3,487,005,911.91</b>	<b>3,503,899,876.62</b>	<b>3,484,011,970.03</b>				

1. Yield for the money market funds is a weighted average of the month-end yields for the Federated Government, Federated Prime, and Goldman Sachs Prime Obligations funds.

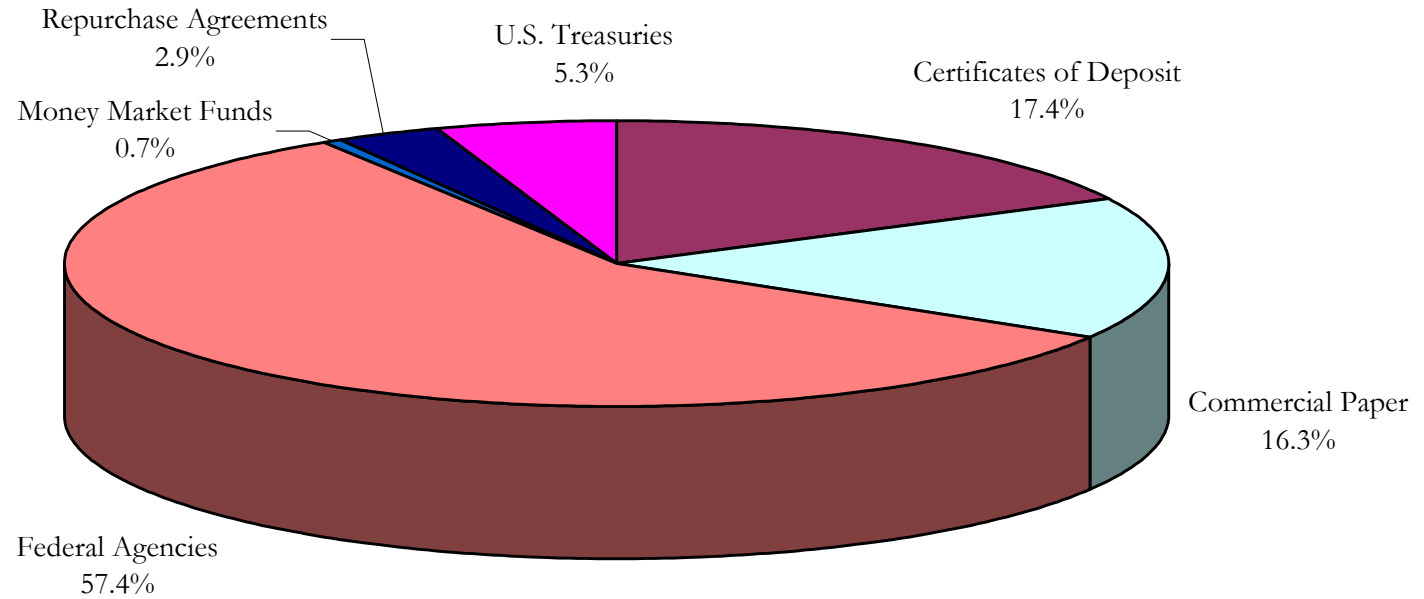
2. Statistics for the total portfolio include money market funds.

3. Market prices are derived from closing bid prices as of the last business day of the month as supplied by F.T. Interactive Data, Bloomberg or Telerate. Prices that fall between data points are interpolated.



# San Bernardino County Pool

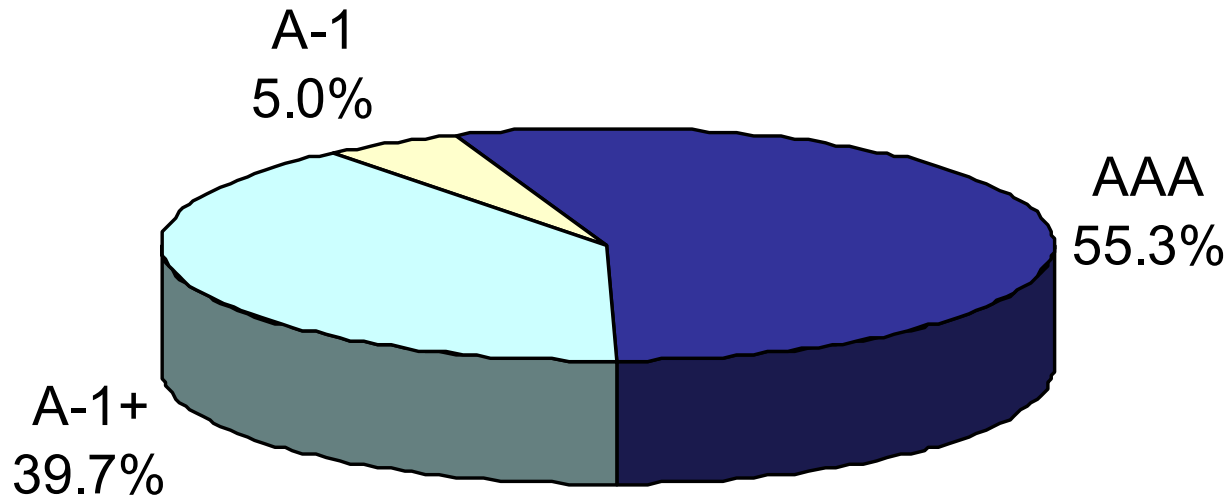
## Sector Distribution (as of 1/31/06)



Sector	Market Value
Bankers Acceptance	0.00
Certificates of Deposit	590,567,707.50
Collateralized CD	0.00
Commercial Paper	554,026,554.68
Corporate Note	0.00
Federal Agencies	1,939,931,222.31
Money Market Funds	25,000,000.00
Municipal Debt	0.00
Repurchase Agreement	100,000,320.00
U.S. Treasuries	180,970,710.00



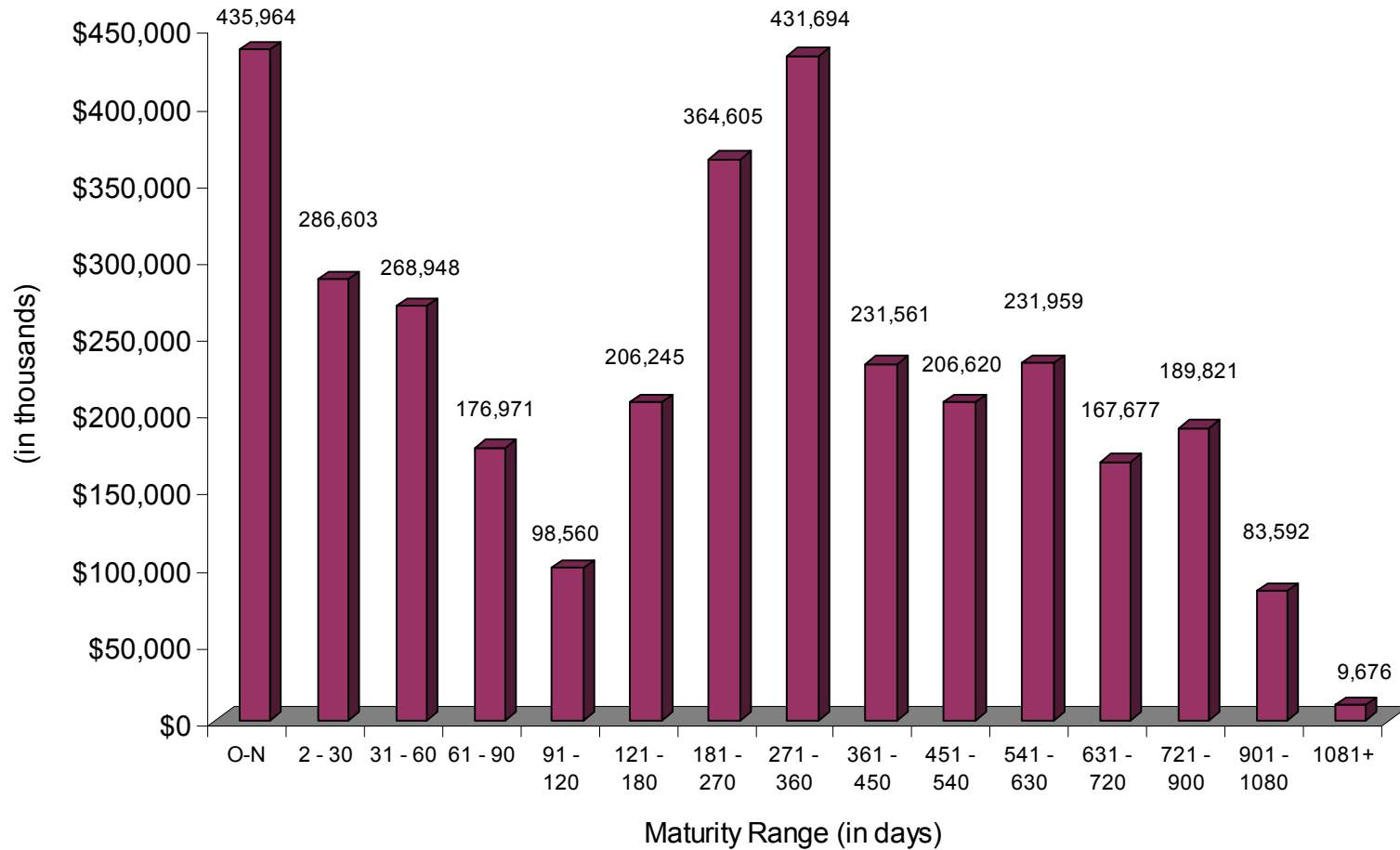
# San Bernardino County Pool Credit Quality Distribution (as of 1/31/06)



Credit Rating	Market Value
A-1+ (Short-Term)	1,346,461,973.63
A-1 (Short-Term)	169,594,016.30
AAA (Long-Term)	1,874,440,524.56
AA (Long-Term)	0.00



# San Bernardino County Pool Maturity Distribution (as of 1/31/06)



\* Maturity distribution assumes no securities are called



# San Bernardino County Pool Portfolio Yield Summary

<b>Month</b>	<b>Yield to Maturity At Cost</b>
January 2005	2.53%
February 2005	2.57%
March 2005	2.72%
April 2005	2.85%
May 2005	2.91%
June 2005	3.00%
July 2005	3.12%
August 2005	3.23%
September 2005	3.34%
October 2005	3.50%
November 2005	3.62%
December 2005	3.80%
<b>January 2006</b>	<b>3.90%</b>

1. Gross yields not including non-earning assets (compensating bank balances) or administrative costs for management of the pool.
2. All historical yields restated to include money market funds.