



Customer Service
PO Box 11813
Harrisburg, PA 17108-1813

ACCOUNT STATEMENT

For the Month Ending
August 31, 2013

SAN BERNARDINO COUNTY

Client Management Team

Kenneth Schiebel, CFA

Managing Director
One Keystone Plaza, Suite 300
Harrisburg, PA 17101
717-232-2723
schiebelk@pfm.com

Danny A. Nelson

Senior Managing Consultant
222 North LaSalle, Suite 910
Chicago, IL 60601
312-523-2434
nelsond@pfm.com

Contents

Cover/Disclosures
Summary Statement
Individual Accounts

Accounts included in Statement

76990800 SAN BERNARDINO COUNTY

SAN BERNARDINO COUNTY
JOHN JOHNSON
172 WEST THIRD STREET
1ST FLOOR
SAN BERNARDINO, CA 92415

Online Access <http://www.pfm.com>

Customer Service 1-717-232-2723

**Important Disclosures****Important Disclosures**

This statement is for general information purposes only and is not intended to provide specific advice or recommendations. PFM Asset Management LLC ("PFM") is an investment advisor registered with the Securities and Exchange Commission, and is required to maintain a written disclosure statement of our background and business experience. If you would like to receive a copy of our current disclosure statement, please contact Service Operations at the address below.

Proxy Voting PFM does not normally receive proxies to vote on behalf of its clients. However, it does on occasion receive consent requests. In the event a consent request is received the portfolio manager contacts the client and then proceeds according to their instructions. PFM's Proxy Voting Policy is available upon request by contacting Service Operations at the address below.

Questions About an Account PFM's monthly statement is intended to detail our investment advisory activity as well as the activity of any accounts held by clients in pools that are managed by PFM. The custodian bank maintains the control of assets and executes (i.e., settles) all investment transactions. The custodian statement is the official record of security and cash holdings and transactions. PFM recognizes that clients may use these reports to facilitate record keeping; therefore the custodian bank statement and the PFM statement should be reconciled and differences resolved. Many custodians use a settlement date basis which may result in the need to reconcile due to a timing difference.

Account Control PFM does not have the authority to withdraw funds from or deposit funds to the custodian. Our clients retain responsibility for their internal accounting policies; implementing and enforcing internal controls and generating ledger entries or otherwise recording transactions.

Market Value Generally, PFM's market prices are derived from closing bid prices as of the last business day of the month as supplied by Interactive Data, Bloomberg or Telerate. Where prices are not available from generally recognized sources the securities are priced using a yield-based matrix system to arrive at an estimated market value. Prices that fall between data points are interpolated. Non-negotiable FDIC-insured bank certificates of deposit are priced at par. Although PFM believes the prices to be reliable, the values of the securities do not always represent the prices at which the securities could have been bought or sold. Explanation of the valuation methods for money market and TERM funds is contained in the appropriate fund information statement.

Amortized Cost The original cost of the principal of the security is adjusted for the amount of the periodic reduction of any discount or premium from the purchase date until the date of the report. Discount or premium with respect to short term securities (those with less than one year to maturity at time of issuance) is amortized on a straightline basis. Such discount or premium with respect to longer term securities is amortized using the constant yield basis.

Tax Reporting Cost data and realized gains / losses are provided for informational purposes only. Please review for accuracy and consult your tax advisor to determine the tax consequences of your security transactions. PFM does not report such information to the IRS or other taxing authorities and is not responsible for the accuracy of such information that may be required to be reported to federal, state or other taxing authorities.

Financial Situation In order to better serve you, PFM should be promptly notified of any material change in your investment objective or financial situation.

Callable Securities Securities subject to redemption prior to maturity may be redeemed in whole or in part before maturity, which could affect the yield represented.

Portfolio The securities in this portfolio, including shares of mutual funds, are not guaranteed or otherwise protected by PFM, the FDIC (except for certain non-negotiable certificates of deposit) or any government agency. Investment in securities involves risks, including the possible loss of the amount invested.

Rating Information provided for ratings is based upon a good faith inquiry of selected sources, but its accuracy and completeness cannot be guaranteed. Shares of some money market and TERM funds are marketed through representatives of PFM's wholly owned subsidiary, PFM Fund Distributors, Inc. PFM Fund Distributors, Inc. is registered with the SEC as a broker/dealer and is a member of the Financial Industry Regulatory Authority ("FINRA") and the Municipal Securities Rulemaking Board ("MSRB"). You may reach the FINRA by calling the FINRA Regulator Public Disclosure Hotline at 1-888-289-9999 or at the FINRA Regulation Internet website address www.nasd.com. A brochure describing the FINRA Regulation Public Disclosure Program is also available from the FINRA upon request.

Key Terms and Definitions

Dividends on money market funds consist of interest earned, plus any discount ratably amortized to the date of maturity, plus all realized gains and losses on the sale of securities prior to maturity, less ratable amortization of any premium and all accrued expenses to the fund. Dividends are accrued daily and may be paid either monthly or quarterly. The monthly earnings on this statement represent the estimated dividend accrued for the month for any program that distributes earnings on a quarterly basis. There is no guarantee that the estimated amount will be paid on the actual distribution date.

Current Yield is the net change, exclusive of capital changes and income other than investment income, in the value of a hypothetical fund account with a balance of one share over the seven-day base period including the statement date, expressed as a percentage of the value of one share (normally \$1.00 per share) at the beginning of the seven-day period. This resulting net change in account value is then annualized by multiplying it by 365 and dividing the result by 7. The yields quoted should not be considered a representation of the yield of the fund in the future, since the yield is not fixed.

Average maturity represents the average maturity of all securities and investments of a portfolio, determined by multiplying the par or principal value of each security or investment by its maturity (days or years), summing the products, and dividing the sum by the total principal value of the portfolio. The stated maturity date of mortgage backed or callable securities are used in this statement. However the actual maturity of these securities could vary depending on the level or prepayments on the underlying mortgages or whether a callable security has or is still able to be called.

Monthly distribution yield represents the net change in the value of one share (normally \$1.00 per share) resulting from all dividends declared during the month by a fund expressed as a percentage of the value of one share at the beginning of the month. This resulting net change is then annualized by multiplying it by 365 and dividing it by the number of calendar days in the month.

YTM at Cost The yield to maturity at cost is the expected rate of return, based on the original cost, the annual interest receipts, maturity value and the time period from purchase date to maturity, stated as a percentage, on an annualized basis.

YTM at Market The yield to maturity at market is the rate of return, based on the current market value, the annual interest receipts, maturity value and the time period remaining until maturity, stated as a percentage, on an annualized basis.

Managed Account A portfolio of investments managed discretely by PFM according to the client's specific investment policy and requirements. The investments are directly owned by the client and held by the client's custodian.

Unsettled Trade A trade which has been executed however the final consummation of the security transaction and payment has not yet taken place.

Please review the detail pages of this statement carefully. If you think your statement is wrong, missing account information, or if you need more information about a transaction, please contact PFM within 60 days of receipt. If you have other concerns or questions regarding your account you should contact a member of your client management team or PFM Service Operations at the address below.

PFM Asset Management LLC
Attn: Service Operations
One Keystone Plaza, Suite 300
N. Front & Market Sts
Harrisburg, PA 17101



Account Statement

For the Month Ending **August 31, 2013**

Consolidated Summary Statement

SAN BERNARDINO COUNTY

Portfolio Summary

Portfolio Holdings	Cash Dividends and Income	Closing Market Value
PFM Managed Account	1,828,779.79	4,227,099,454.04
Cash Balance	0.00	272,074,686.34
Total	\$1,828,779.79	\$4,499,174,140.38

Investment Allocation

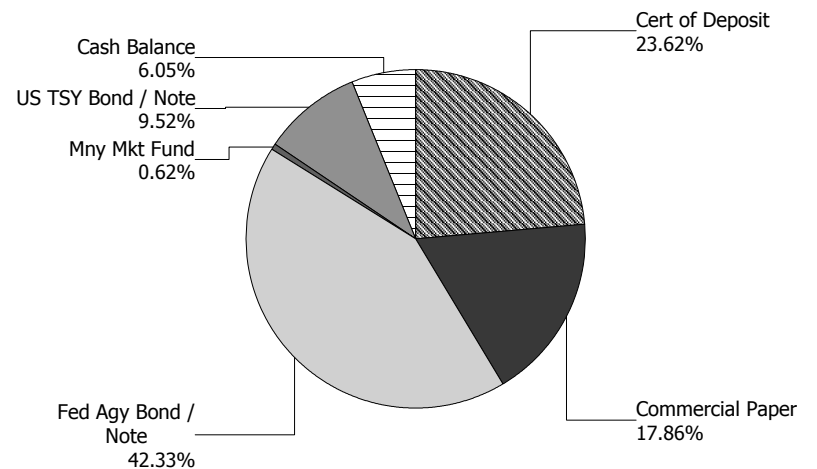
Investment Type	Closing Market Value	Percent
Certificate of Deposit	1,062,847,013.54	23.62
Commercial Paper	803,515,841.60	17.86
Federal Agency Bond / Note	1,904,516,873.90	42.33
Money Market Fund	28,000,000.00	0.62
U.S. Treasury Bond / Note	428,219,725.00	9.52
Cash Balance	272,074,686.34	6.05
Total	\$4,499,174,140.38	100.00%

Maturity Distribution (Fixed Income Holdings)

Portfolio Holdings	Closing Market Value	Percent
Under 30 days	1,243,848,038.32	27.65
31 to 60 days	562,041,359.00	12.49
61 to 90 days	274,965,007.50	6.11
91 to 180 days	275,493,030.89	6.12
181 days to 1 year	590,312,253.04	13.12
1 to 2 years	580,495,995.00	12.90
2 to 3 years	583,791,130.00	12.98
3 to 4 years	269,598,686.92	5.99
4 to 5 years	118,628,639.71	2.64
Over 5 years	0.00	0.00
Total	\$4,499,174,140.38	100.00%

Weighted Average Days to Maturity 365

Sector Allocation





Managed Account Summary Statement

For the Month Ending **August 31, 2013**

SAN BERNARDINO COUNTY - 76990800

Transaction Summary - Managed Account

Opening Market Value	\$4,358,371,157.45
Maturities/Calls	(7,703,000,000.00)
Principal Dispositions	(65,000,000.00)
Principal Acquisitions	7,640,847,178.69
Unsettled Trades	0.00
Change in Current Value	(4,118,882.10)
Closing Market Value	\$4,227,099,454.04

Cash Transactions Summary - Managed Account

Maturities/Calls	7,703,253,204.85
Sale Proceeds	65,000,000.00
Coupon/Interest/Dividend Income	1,904,001.24
Principal Payments	0.00
Security Purchases	(7,640,934,142.76)
Net Cash Contribution	(129,223,063.33)
Reconciling Transactions	0.00

Earnings Reconciliation (Cash Basis) - Managed Account

Interest/Dividends/Coupons Received	2,157,206.09
Less Purchased Interest Related to Interest/Coupons	(86,964.07)
Plus Net Realized Gains/Losses	(241,462.23)
Total Cash Basis Earnings	\$1,828,779.79

Cash Balance

Closing Cash Balance	\$0.00
-----------------------------	---------------

Earnings Reconciliation (Accrual Basis)

	Total
Ending Amortized Value of Securities	4,231,740,009.11
Ending Accrued Interest	6,490,875.38
Plus Proceeds from Sales	65,000,000.00
Plus Proceeds of Maturities/Calls/Principal Payments	7,703,253,204.85
Plus Coupons/Dividends Received	1,904,001.24
Less Cost of New Purchases	(7,640,934,142.76)
Less Beginning Amortized Value of Securities	(4,359,488,055.40)
Less Beginning Accrued Interest	(6,457,296.52)
Total Accrual Basis Earnings	\$1,508,595.90



Portfolio Summary and Statistics

For the Month Ending **August 31, 2013**

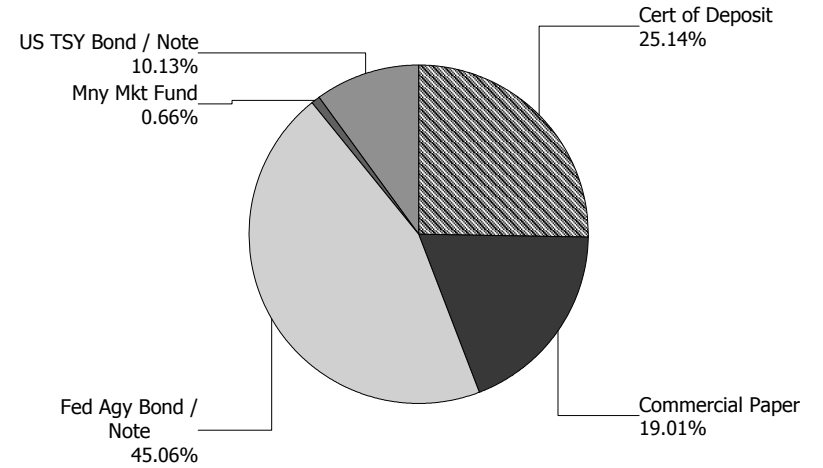
SAN BERNARDINO COUNTY - 76990800

Account Summary

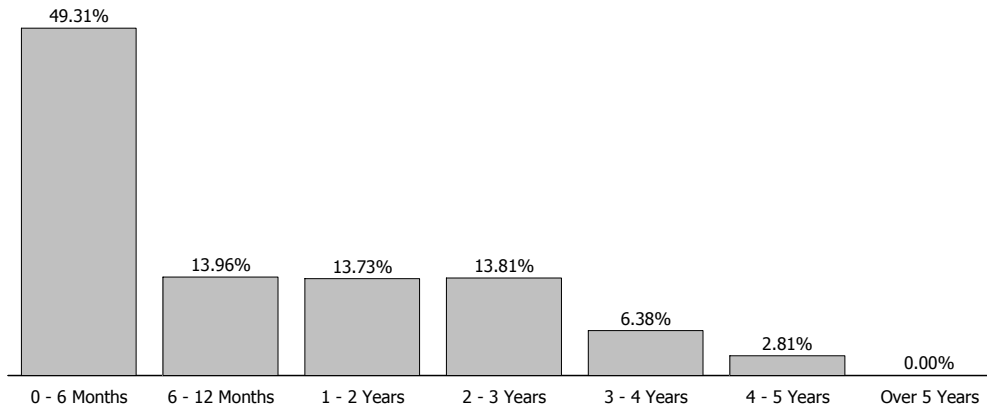
Description	Par Value	Market Value	Percent
U.S. Treasury Bond / Note	425,000,000.00	428,219,725.00	10.13
Money Market Fund	28,000,000.00	28,000,000.00	0.66
Federal Agency Bond / Note	1,899,825,000.00	1,904,516,873.90	45.06
Commercial Paper	803,600,000.00	803,515,841.60	19.01
Certificate of Deposit	1,063,000,000.00	1,062,847,013.54	25.14
Managed Account Sub-Total	4,219,425,000.00	4,227,099,454.04	100.00%
Accrued Interest		6,490,875.38	
Total Portfolio	4,219,425,000.00	4,233,590,329.42	

Unsettled Trades **0.00** **0.00**

Sector Allocation



Maturity Distribution



Characteristics

Yield to Maturity at Cost	0.42%
Yield to Maturity at Market	0.36%
Duration to Worst	1.03
Weighted Average Days to Maturity	388



Managed Account Issuer Summary

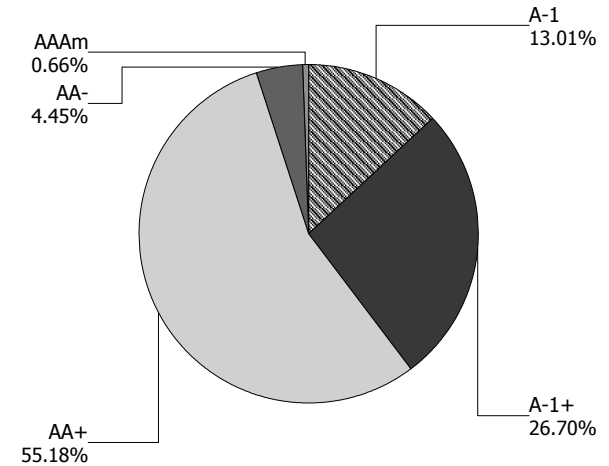
For the Month Ending **August 31, 2013**

SAN BERNARDINO COUNTY - 76990800

Issuer Summary

Issuer	Market Value of Holdings	Percent
BANK OF MONTREAL	174,986,988.25	4.14
BANK OF NOVA SCOTIA	175,017,231.50	4.14
BNP PARIBAS	199,997,200.00	4.73
FANNIE MAE	657,794,665.94	15.55
FEDERAL FARM CREDIT BANKS	75,109,525.00	1.78
FEDERAL HOME LOAN BANKS	264,564,087.96	6.26
FEDERATED INVESTORS INC	22,000,000.00	0.52
FIDELITY INSTITUTIONAL FUND	6,000,000.00	0.14
FREDDIE MAC	907,048,595.00	21.45
GENERAL ELECTRIC CO	136,997,670.00	3.24
NORDEA BANK AB	189,586,360.10	4.49
ROYAL BANK OF CANADA	175,035,881.00	4.14
SVENSKA HANDELSBANKEN	174,986,981.50	4.14
TORONTO DOMINION BANK NY	37,929,051.29	0.90
TORONTO-DOMINION BANK	124,915,065.75	2.96
TOYOTA MOTOR CORP	174,927,225.00	4.14
UNITED STATES TREASURY	428,219,725.00	10.13
US BANCORP	201,997,628.00	4.78
WELLS FARGO & COMPANY	99,985,572.75	2.37
Total	\$4,227,099,454.04	100.00%

Credit Quality (S&P Ratings)





Managed Account Detail of Securities Held

For the Month Ending **August 31, 2013**

SAN BERNARDINO COUNTY - 76990800

Security Type/Description	Dated Date/Coupon/Maturity	CUSIP	Par	S&P Rating	Moody's Rating	Trade Date	Settle Date	Original Cost	YTM at Cost	Accrued Interest	Amortized Cost	Market Value
U.S. Treasury Bond / Note												
US TREASURY NOTES	DTD 02/15/2011 1.250% 02/15/2014	912828QH6	50,000,000.00	AA+	Aaa	07/02/12	07/03/12	50,763,671.88	0.30	28,872.28	50,214,546.00	50,265,600.00
US TREASURY NOTES	DTD 06/30/2009 2.625% 06/30/2014	912828KY5	50,000,000.00	AA+	Aaa	03/20/12	03/21/12	52,464,843.75	0.45	224,694.29	50,899,822.50	51,021,500.00
US TREASURY NOTES	DTD 07/02/2012 0.250% 06/30/2014	912828TA8	50,000,000.00	AA+	Aaa	11/23/12	11/26/12	49,988,281.25	0.26	21,399.46	49,993,908.50	50,046,900.00
US TREASURY NOTES	DTD 07/31/2012 0.125% 07/31/2014	912828TF7	25,000,000.00	AA+	Aaa	11/01/12	11/02/12	24,935,546.88	0.27	2,717.39	24,966,232.50	24,997,075.00
US TREASURY NOTES	DTD 08/15/2012 0.250% 08/15/2015	912828TK6	50,000,000.00	AA+	Aaa	08/17/12	08/20/12	49,759,765.63	0.41	5,774.46	49,842,502.00	49,861,350.00
US TREASURY NOTES	DTD 10/15/2012 0.250% 10/15/2015	912828TT7	25,000,000.00	AA+	Aaa	10/18/12	10/19/12	24,884,765.63	0.41	23,736.34	24,918,120.25	24,900,400.00
US TREASURY NOTES	DTD 12/31/2010 2.125% 12/31/2015	912828PM6	25,000,000.00	AA+	Aaa	08/28/13	08/29/13	25,943,359.38	0.50	90,947.69	25,940,086.50	25,937,500.00
US TREASURY NOTES	DTD 01/31/2011 2.000% 01/31/2016	912828PS3	25,000,000.00	AA+	Aaa	10/23/12	10/24/12	26,249,023.44	0.46	43,478.26	25,923,798.25	25,878,900.00
US TREASURY NOTES	DTD 08/01/2011 1.500% 07/31/2016	912828OX1	25,000,000.00	AA+	Aaa	10/17/12	10/18/12	25,887,695.31	0.55	32,608.70	25,684,798.00	25,537,100.00
US TREASURY NOTES	DTD 01/03/2012 0.875% 12/31/2016	912828RX0	50,000,000.00	AA+	Aaa	02/07/12	02/08/12	50,214,843.75	0.79	74,898.10	50,147,100.00	49,886,700.00
US TREASURY NOTES	DTD 01/03/2012 0.875% 12/31/2016	912828RX0	50,000,000.00	AA+	Aaa	02/08/12	02/09/12	50,203,125.00	0.79	74,898.10	50,139,162.50	49,886,700.00
Security Type Sub-Total			425,000,000.00					431,294,921.90	0.48	624,025.07	428,670,077.00	428,219,725.00
Money Market Fund												
FIDELITY GOV'T MM FUND 57		316175108	6,000,000.00	AAAm	Aaa	06/27/13	06/27/13	6,000,000.00	0.01	0.00	6,000,000.00	6,000,000.00
FEDERATED GOVT OBLIGATIONS FUND		60934N104	22,000,000.00	AAAAm	Aaa	07/31/13	07/31/13	22,000,000.00	0.01	0.00	22,000,000.00	22,000,000.00
Security Type Sub-Total			28,000,000.00					28,000,000.00	0.01	0.00	28,000,000.00	28,000,000.00



Managed Account Detail of Securities Held

For the Month Ending **August 31, 2013**

SAN BERNARDINO COUNTY - 76990800

Security Type/Description Dated Date/Coupon/Maturity	CUSIP	Par	S&P Rating	Moody's Rating	Trade Date	Settle Date	Original Cost	YTM at Cost	Accrued Interest	Amortized Cost	Market Value
Federal Agency Bond / Note											
FHLMC NOTES (FLOATING) DTD 09/01/2011 0.310% 09/03/2013	3134G2B50	25,000,000.00	AA+	Aaa	08/29/11	09/01/11	24,987,250.00	0.35	20,000.00	24,999,901.75	25,000,000.00
FHLMC NOTES (FLOATING) DTD 09/12/2011 0.280% 09/12/2013	3134G2K43	25,000,000.00	AA+	Aaa	09/12/11	09/13/11	24,982,250.00	0.34	16,840.28	24,999,380.25	25,001,200.00
FHLMC NOTES (FLOATING) DTD 09/12/2011 0.280% 09/12/2013	3134G2K43	25,000,000.00	AA+	Aaa	12/06/11	12/07/11	24,986,500.00	0.33	16,840.28	24,999,370.00	25,001,200.00
FHLB NOTES TAP ISSUE DTD 08/09/2010 1.000% 09/13/2013	313370LB2	25,000,000.00	AA+	Aaa	10/26/10	10/27/10	25,195,250.00	0.73	116,666.67	25,002,281.50	25,006,375.00
FHLB NOTES TAP ISSUE DTD 08/09/2010 1.000% 09/13/2013	313370LB2	25,000,000.00	AA+	Aaa	11/02/10	11/03/10	25,261,750.00	0.63	116,666.67	25,003,072.75	25,006,375.00
FHLB NOTES TAP ISSUE DTD 08/09/2010 1.000% 09/13/2013	313370LB2	25,000,000.00	AA+	Aaa	11/02/10	11/03/10	25,261,775.00	0.63	116,666.67	25,003,073.00	25,006,375.00
FHLB NOTES TAP ISSUE DTD 08/09/2010 1.000% 09/13/2013	313370LB2	25,000,000.00	AA+	Aaa	11/02/10	11/03/10	25,261,780.25	0.63	116,666.67	25,003,073.00	25,006,375.00
FHLB NOTES TAP ISSUE DTD 08/09/2010 1.000% 09/13/2013	313370LB2	25,000,000.00	AA+	Aaa	11/10/10	11/12/10	25,159,475.00	0.77	116,666.67	25,001,892.00	25,006,375.00
FNMA NOTES (EX-CALLABLE) DTD 09/17/2010 1.125% 09/17/2013	31398A3L4	1,980,000.00	AA+	Aaa	09/21/10	09/22/10	1,979,901.00	1.13	10,147.50	1,979,998.52	1,980,803.88
FNMA NOTES (EX-CALLABLE) DTD 09/17/2010 1.125% 09/17/2013	31398A3L4	12,500,000.00	AA+	Aaa	09/21/10	09/22/10	12,499,750.00	1.13	64,062.50	12,499,996.25	12,505,075.00
FNMA NOTES (EX-CALLABLE) DTD 09/17/2010 1.125% 09/17/2013	31398A3L4	12,500,000.00	AA+	Aaa	09/21/10	09/22/10	12,499,750.00	1.13	64,062.50	12,499,996.25	12,505,075.00
FHLMC GLOBAL REFERENCE NOTES DTD 08/20/2008 4.125% 09/27/2013	3137EABS7	25,000,000.00	AA+	Aaa	12/01/10	12/02/10	27,217,500.00	0.93	441,145.83	25,057,423.00	25,067,725.00
FHLMC GLOBAL REFERENCE NOTES DTD 08/20/2008 4.125% 09/27/2013	3137EABS7	25,000,000.00	AA+	Aaa	12/07/10	12/08/10	27,185,500.00	0.96	441,145.83	25,056,944.00	25,067,725.00
FNMA NOTES DTD 08/02/2010 1.125% 09/30/2013	31398A2M3	25,000,000.00	AA+	Aaa	09/09/10	09/10/10	25,041,250.00	1.07	117,968.75	25,001,101.75	25,019,575.00



Managed Account Detail of Securities Held

For the Month Ending **August 31, 2013**

SAN BERNARDINO COUNTY - 76990800

Security Type/Description Dated Date/Coupon/Maturity	CUSIP	Par	S&P Rating	Moody's Rating	Trade Date	Settle Date	Original Cost	YTM at Cost	Accrued Interest	Amortized Cost	Market Value
Federal Agency Bond / Note											
FNMA NOTES (EX-CALLABLE) DTD 10/08/2010 1.125% 10/08/2013	31398A4H2	25,000,000.00	AA+	Aaa	09/23/10	10/08/10	25,000,000.00	1.13	111,718.75	25,000,000.00	25,025,400.00
FHLMC NOTES DTD 08/20/2010 0.875% 10/28/2013	3137EACL1	25,000,000.00	AA+	Aaa	09/02/10	09/03/10	24,903,675.75	1.00	74,739.58	24,995,096.00	25,030,350.00
FHLB NOTES DTD 11/09/2010 0.500% 12/13/2013	313371PU4	845,000.00	AA+	Aaa	12/14/10	12/15/10	827,170.50	1.22	915.42	843,287.29	845,750.36
FHLB NOTES DTD 11/09/2010 0.500% 12/13/2013	313371PU4	18,610,000.00	AA+	Aaa	12/14/10	12/15/10	18,217,329.00	1.22	20,160.83	18,572,279.95	18,626,525.68
FNMA NOTES DTD 11/01/2010 0.750% 12/18/2013	31398A5W8	5,545,000.00	AA+	Aaa	03/22/11	03/23/11	5,479,846.25	1.19	8,433.02	5,537,830.04	5,556,317.35
FNMA NOTES DTD 11/01/2010 0.750% 12/18/2013	31398A5W8	25,000,000.00	AA+	Aaa	11/16/10	11/17/10	24,818,000.00	0.99	38,020.83	24,982,244.50	25,051,025.00
FHLMC NOTES DTD 01/06/2011 1.375% 02/25/2014	3137EACR8	25,000,000.00	AA+	Aaa	02/03/11	02/04/11	24,952,750.00	1.44	5,729.17	24,992,388.50	25,152,500.00
FNMA GLOBAL NOTES DTD 05/15/2009 2.500% 05/15/2014	31398AXJ6	25,000,000.00	AA+	Aaa	11/16/11	11/17/11	26,152,500.00	0.63	184,027.78	25,327,746.75	25,410,000.00
FHLMC NOTES DTD 06/02/2011 1.000% 07/30/2014	3137EACU1	25,000,000.00	AA+	Aaa	06/14/11	06/15/11	25,020,500.00	0.97	21,527.78	25,006,045.00	25,190,600.00
FFCB NOTES (FLOAT) DTD 08/01/2012 0.220% 08/01/2014	3133EAB49	50,000,000.00	AA+	Aaa	07/30/12	08/01/12	50,000,000.00	0.28	9,638.89	50,000,000.00	50,058,600.00
FREDDIE MAC GLOBAL NOTES DTD 07/26/2011 1.000% 08/20/2014	3134G2UA8	25,000,000.00	AA+	Aaa	11/28/11	11/29/11	25,154,750.00	0.77	7,638.89	25,055,443.75	25,190,875.00
FREDDIE MAC GLOBAL NOTES DTD 07/26/2011 1.000% 08/20/2014	3134G2UA8	25,000,000.00	AA+	Aaa	06/12/12	06/13/12	25,296,000.00	0.46	7,638.89	25,131,636.50	25,190,875.00
FREDDIE MAC GLOBAL NOTES DTD 07/26/2011 1.000% 08/20/2014	3134G2UA8	25,000,000.00	AA+	Aaa	09/11/12	09/12/12	25,332,500.00	0.31	7,638.89	25,166,502.25	25,190,875.00
FREDDIE MAC GLOBAL NOTES DTD 07/26/2011 1.000% 08/20/2014	3134G2UA8	25,000,000.00	AA+	Aaa	09/11/12	09/12/12	25,332,750.00	0.31	7,638.89	25,166,627.00	25,190,875.00



Managed Account Detail of Securities Held

For the Month Ending **August 31, 2013**

SAN BERNARDINO COUNTY - 76990800

Security Type/Description Dated Date/Coupon/Maturity	CUSIP	Par	S&P Rating	Moody's Rating	Trade Date	Settle Date	Original Cost	YTM at Cost	Accrued Interest	Amortized Cost	Market Value
Federal Agency Bond / Note											
FREDDIE MAC GLOBAL NOTES DTD 08/05/2011 0.750% 09/22/2014	3134G2WG3	55,000,000.00	AA+	Aaa	09/27/11	09/28/11	55,082,500.00	0.70	182,187.50	55,029,465.15	55,312,895.00
FANNIE MAE GLOBAL NOTES DTD 09/27/2011 0.625% 10/30/2014	3135G0DW0	25,000,000.00	AA+	Aaa	12/27/11	12/28/11	24,967,500.00	0.67	52,517.36	24,986,614.75	25,111,300.00
FHLMC NOTES DTD 12/03/2012 0.320% 12/03/2014	3134G32E9	25,000,000.00	AA+	Aaa	11/30/12	12/03/12	25,000,000.00	0.32	19,555.56	25,000,000.00	25,016,250.00
FHLMC NOTES DTD 12/03/2012 0.320% 12/03/2014	3134G32E9	50,000,000.00	AA+	Aaa	11/29/12	12/03/12	50,000,000.00	0.32	39,111.11	50,000,000.00	50,032,500.00
FHLMC NOTES DTD 08/27/2012 0.350% 12/05/2014	3134G3H78	25,000,000.00	AA+	Aaa	09/25/12	09/26/12	24,991,250.00	0.37	20,902.78	24,994,954.50	25,025,200.00
FHLMC NOTES DTD 08/27/2012 0.350% 12/05/2014	3134G3H78	50,000,000.00	AA+	Aaa	09/25/12	09/26/12	49,980,500.00	0.37	41,805.56	49,988,756.00	50,050,400.00
FHLMC NOTES DTD 12/16/2011 0.625% 12/29/2014	3137EADA4	25,000,000.00	AA+	Aaa	02/03/12	02/06/12	25,130,000.00	0.44	26,909.72	25,059,786.50	25,110,700.00
FREDDIE MAC (CALLABLE) GLOBAL NOTES DTD 04/29/2013 0.320% 04/29/2015	3134G42V9	50,000,000.00	AA+	Aaa	04/29/13	04/30/13	49,999,000.00	0.32	54,222.22	49,999,168.00	49,934,650.00
FFCB NOTES DTD 05/01/2012 0.500% 05/01/2015	3133EANJ3	25,000,000.00	AA+	Aaa	05/01/12	05/02/12	24,964,275.00	0.55	41,666.67	24,980,064.25	25,050,925.00
FANNIE MAE GLOBAL NOTES DTD 05/21/2012 0.500% 07/02/2015	3135G0LN1	25,000,000.00	AA+	Aaa	06/10/13	06/11/13	25,048,000.00	0.41	20,486.11	25,042,840.25	25,036,000.00
FHLMC NOTES (CALLABLE) DTD 07/17/2013 0.500% 07/17/2015	3134G4CT3	50,000,000.00	AA+	Aaa	06/27/13	07/17/13	50,000,000.00	0.50	30,555.56	50,000,000.00	50,056,350.00
FNMA NOTES (CALLABLE) DTD 08/07/2012 0.500% 08/07/2015	3135G0NG4	50,000,000.00	AA+	Aaa	07/31/12	08/07/12	49,999,500.00	0.50	16,666.67	49,999,677.00	49,943,200.00
FHLMC NOTES (CALLABLE) DTD 08/19/2013 0.500% 08/19/2015	3134G4ER5	25,000,000.00	AA+	Aaa	08/19/13	08/20/13	25,000,000.00	0.50	4,166.67	25,000,000.00	24,983,650.00
FHLMC NOTES (CALLABLE) DTD 08/28/2013 0.500% 08/28/2015	3134G4FP8	25,000,000.00	AA+	Aaa	08/22/13	08/28/13	24,985,000.00	0.53	1,041.67	24,985,062.25	24,970,875.00



Managed Account Detail of Securities Held

For the Month Ending **August 31, 2013**

SAN BERNARDINO COUNTY - 76990800

Security Type/Description Dated Date/Coupon/Maturity	CUSIP	Par	S&P Rating	Moody's Rating	Trade Date	Settle Date	Original Cost	YTM at Cost	Accrued Interest	Amortized Cost	Market Value
Federal Agency Bond / Note											
FHLMC NOTES (CALLABLE) DTD 09/25/2012 0.500% 09/25/2015	3134G3L24	15,000,000.00	AA+	Aaa	09/12/12	09/25/12	15,000,000.00	0.50	32,500.00	15,000,000.00	14,994,495.00
FHLMC NOTES (CALLABLE) DTD 09/25/2012 0.500% 09/25/2015	3134G3L24	15,000,000.00	AA+	Aaa	09/12/12	09/25/12	15,000,000.00	0.50	32,500.00	15,000,000.00	14,994,495.00
FHLMC NOTES (CALLABLE) DTD 09/25/2012 0.500% 09/25/2015	3134G3L24	20,000,000.00	AA+	Aaa	09/12/12	09/25/12	20,000,000.00	0.50	43,333.33	20,000,000.00	19,992,660.00
FNMA NOTES (EX-CALLABLE) DTD 10/15/2010 1.875% 10/15/2015	31398A4K5	10,000,000.00	AA+	Aaa	06/26/13	06/27/13	10,287,300.00	0.61	70,833.33	10,265,247.20	10,266,710.00
FNMA NOTES DTD 09/27/2010 1.625% 10/26/2015	31398A4M1	25,000,000.00	AA+	Aaa	05/30/13	05/31/13	25,721,750.00	0.42	141,059.03	25,646,670.50	25,591,400.00
FHLMC NOTES DTD 11/06/2012 0.450% 11/24/2015	3134G3W55	25,000,000.00	AA+	Aaa	06/26/13	06/27/13	24,922,500.00	0.58	30,312.50	24,928,192.25	24,942,775.00
FHLB NOTES DTD 11/05/2010 1.375% 12/11/2015	313371NW2	25,000,000.00	AA+	Aaa	03/08/13	03/11/13	25,625,000.00	0.46	76,388.89	25,518,245.25	25,469,450.00
FNMA NOTES (CALLABLE) DTD 01/29/2013 0.450% 01/29/2016	3135G0TZ6	50,000,000.00	AA+	Aaa	01/25/13	01/29/13	49,937,500.00	0.49	20,000.00	49,949,698.00	49,808,800.00
FANNIE MAE GLOBAL NOTES DTD 01/18/2011 2.250% 03/15/2016	3135G0AL7	50,000,000.00	AA+	Aaa	02/10/12	02/13/12	52,881,500.00	0.81	518,750.00	51,800,495.00	51,966,750.00
FANNIE MAE GLOBAL NOTES DTD 01/18/2011 2.250% 03/15/2016	3135G0AL7	50,000,000.00	AA+	Aaa	02/10/12	02/13/12	52,881,500.00	0.81	518,750.00	51,800,495.00	51,966,750.00
FANNIE MAE GLOBAL NOTES DTD 02/15/2013 0.500% 03/30/2016	3135G0VA8	40,000,000.00	AA+	Aaa	02/14/13	02/15/13	39,954,400.00	0.54	83,888.89	39,962,270.40	39,813,920.00
FREDDIE MAC GLOBAL NOTES DTD 03/07/2013 0.500% 05/13/2016	3137EADO9	25,000,000.00	AA+	Aaa	03/08/13	03/11/13	24,984,750.00	0.52	37,500.00	24,986,990.50	24,836,775.00
FHLMC NOTES DTD 04/08/2011 2.500% 05/27/2016	3137EACT4	50,000,000.00	AA+	Aaa	01/04/13	01/07/13	53,272,500.00	0.55	326,388.89	52,649,474.50	52,313,900.00
FHLB NOTES DTD 07/22/2013 0.800% 07/22/2016	313383QU8	25,000,000.00	AA+	Aaa	07/10/13	07/22/13	24,997,500.00	0.80	21,666.67	24,997,589.50	24,959,450.00



Managed Account Detail of Securities Held

For the Month Ending **August 31, 2013**

SAN BERNARDINO COUNTY - 76990800

Security Type/Description Dated Date/Coupon/Maturity	CUSIP	Par	S&P Rating	Moody's Rating	Trade Date	Settle Date	Original Cost	YTM at Cost	Accrued Interest	Amortized Cost	Market Value
Federal Agency Bond / Note											
FNMA NOTES DTD 07/19/2013 0.625% 08/26/2016	3135G0YE7	50,000,000.00	AA+	Aaa	07/17/13	07/19/13	49,839,500.00	0.73	4,340.28	49,845,426.00	49,618,900.00
FHLMC NOTES DTD 08/16/2013 0.875% 10/14/2016	3137EADS5	25,000,000.00	AA+	Aaa	08/14/13	08/16/13	24,996,250.00	0.88	9,114.58	24,996,286.00	24,927,825.00
FANNIE MAE NOTES DTD 10/20/2011 1.375% 11/15/2016	3135G0ES8	25,000,000.00	AA+	Aaa	05/10/13	05/13/13	25,707,250.00	0.56	101,215.28	25,647,233.25	25,279,850.00
FANNIE MAE NOTES DTD 10/20/2011 1.375% 11/15/2016	3135G0ES8	25,000,000.00	AA+	Aaa	05/31/13	06/03/13	25,563,500.00	0.71	101,215.28	25,524,011.75	25,279,850.00
FHLB NOTES (CALLABLE) DTD 06/19/2013 0.750% 12/19/2016	313383G62	20,690,000.00	AA+	Aaa	06/20/13	06/21/13	20,512,686.70	1.00	31,035.00	20,522,406.86	20,422,436.92
FHLB NOTES (CALLABLE) DTD 06/27/2013 1.000% 12/27/2016	313383N56	25,000,000.00	AA+	Aaa	06/20/13	06/27/13	24,997,500.00	1.00	44,444.44	24,997,625.25	24,867,675.00
FANNIE MAE GLOBAL NOTES DTD 07/20/2012 0.875% 08/28/2017	3135G0MZ3	50,000,000.00	AA+	Aaa	09/18/12	09/19/12	50,046,000.00	0.86	3,645.83	50,037,346.00	49,047,650.00
FHLB NOTES (CALLABLE) DTD 11/09/2012 1.000% 11/09/2017	3133813R4	25,000,000.00	AA+	Aaa	12/18/12	12/19/12	24,985,000.00	1.01	77,777.78	24,987,150.25	24,340,925.00
FNMA NOTES (CALLABLE) DTD 11/15/2012 1.000% 11/15/2017	3135G0RO8	25,000,000.00	AA+	Aaa	12/12/12	12/13/12	25,032,500.00	0.97	73,611.11	25,000,000.00	24,448,825.00
FNMA NOTES (CALLABLE) DTD 12/26/2012 1.000% 12/26/2017	3135G0SJ3	22,155,000.00	AA+	Aaa	01/03/13	01/04/13	22,159,431.00	1.00	40,002.08	22,156,454.70	21,561,489.71
FHLMC NOTES DTD 11/21/2012 0.750% 01/12/2018	3137EADN6	25,000,000.00	AA+	Aaa	01/28/13	01/29/13	24,656,750.00	1.04	25,520.83	24,696,685.00	24,138,700.00
FHLMC NOTES DTD 11/21/2012 0.750% 01/12/2018	3137EADN6	25,000,000.00	AA+	Aaa	01/30/13	01/31/13	24,670,250.00	1.02	25,520.83	24,708,307.00	24,138,700.00
Security Type Sub-Total		1,899,825,000.00					1,917,787,795.45	0.66	5,324,124.44	1,908,575,320.36	1,904,516,873.90

Commercial Paper



Managed Account Detail of Securities Held

For the Month Ending **August 31, 2013**

SAN BERNARDINO COUNTY - 76990800

Security Type/Description	Dated Date/Coupon/Maturity	CUSIP	Par	S&P Rating	Moody's Rating	Trade Date	Settle Date	Original Cost	YTM at Cost	Accrued Interest	Amortized Cost	Market Value
Commercial Paper												
NORDEA NORTH AMERICA INC COMM PAPER	-- 0.000% 09/03/2013	6555P0W39	14,600,000.00	A-1+	P-1	06/26/13	06/27/13	14,595,863.33	0.15	0.00	14,599,878.38	14,599,868.60
GENERAL ELEC CAP CORP COMM PAPER	-- 0.000% 09/03/2013	36959HW37	25,000,000.00	A-1+	P-1	04/18/13	04/19/13	24,982,875.00	0.18	0.00	24,999,750.00	24,999,800.00
US BANK NA COMM PAPER	-- 0.000% 09/03/2013	9033E0W36	25,000,000.00	A-1+	P-1	08/30/13	08/30/13	24,999,916.67	0.03	0.00	24,999,958.25	24,999,775.00
GENERAL ELEC CAP CORP COMM PAPER	-- 0.000% 09/03/2013	36959HW37	50,000,000.00	A-1+	P-1	08/23/13	08/23/13	49,999,236.11	0.05	0.00	49,999,861.00	49,999,600.00
BNP PARIBAS FINANCE INC COMM PAPER	-- 0.000% 09/03/2013	0556N0W35	50,000,000.00	A-1	P-1	08/30/13	08/30/13	49,999,722.22	0.05	0.00	49,999,861.00	49,999,300.00
BNP PARIBAS FINANCE INC COMM PAPER	-- 0.000% 09/03/2013	0556N0W35	50,000,000.00	A-1	P-1	08/30/13	08/30/13	49,999,722.22	0.05	0.00	49,999,861.00	49,999,300.00
BNP PARIBAS FINANCE INC COMM PAPER	-- 0.000% 09/03/2013	0556N0W35	50,000,000.00	A-1	P-1	08/30/13	08/30/13	49,999,722.22	0.05	0.00	49,999,861.00	49,999,300.00
BNP PARIBAS FINANCE INC COMM PAPER	-- 0.000% 09/03/2013	0556N0W35	50,000,000.00	A-1	P-1	08/30/13	08/30/13	49,999,722.22	0.05	0.00	49,999,861.00	49,999,300.00
US BANK NA COMM PAPER	-- 0.000% 09/04/2013	9033E0W44	27,000,000.00	A-1+	P-1	08/28/13	08/28/13	26,999,737.50	0.05	0.00	26,999,887.41	26,999,703.00
US BANK NA COMM PAPER	-- 0.000% 09/04/2013	9033E0W44	50,000,000.00	A-1+	P-1	08/28/13	08/28/13	49,999,513.89	0.05	0.00	49,999,791.50	49,999,450.00
US BANK NA COMM PAPER	-- 0.000% 09/05/2013	9033E0W51	50,000,000.00	A-1+	P-1	08/29/13	08/29/13	49,999,513.89	0.05	0.00	49,999,722.00	49,999,350.00
US BANK NA COMM PAPER	-- 0.000% 09/05/2013	9033E0W51	50,000,000.00	A-1+	P-1	08/29/13	08/29/13	49,999,513.89	0.05	0.00	49,999,722.00	49,999,350.00
GENERAL ELEC CAP CORP COMM PAPER	-- 0.000% 09/09/2013	36959HW94	50,000,000.00	A-1+	P-1	04/09/13	04/09/13	49,957,500.00	0.20	0.00	49,997,778.00	49,999,050.00
GENERAL ELEC CAP CORP COMM PAPER	-- 0.000% 10/01/2013	36959HX10	12,000,000.00	A-1+	P-1	04/19/13	04/22/13	11,989,200.00	0.20	0.00	11,997,999.96	11,999,220.00



Managed Account Detail of Securities Held

For the Month Ending **August 31, 2013**

SAN BERNARDINO COUNTY - 76990800

Security Type/Description Dated Date/Coupon/Maturity	CUSIP	Par	S&P Rating	Moody's Rating	Trade Date	Settle Date	Original Cost	YTM at Cost	Accrued Interest	Amortized Cost	Market Value
Commercial Paper											
BANK OF NOVA SCOTIA NY COMM PAPER -- 0.000% 10/01/2013	06416JX16	25,000,000.00	A-1	P-1	06/28/13	06/28/13	24,987,795.14	0.19	0.00	24,996,145.75	24,998,750.00
TOYOTA MOTOR CREDIT CORP COMM PAPER -- 0.000% 10/01/2013	89233GX19	50,000,000.00	A-1+	P-1	06/17/13	06/18/13	49,975,208.33	0.17	0.00	49,992,916.50	49,995,850.00
BANK OF NOVA SCOTIA NY COMM PAPER -- 0.000% 10/01/2013	06416JX16	50,000,000.00	A-1	P-1	07/01/13	07/02/13	49,978,513.89	0.17	0.00	49,992,916.50	49,997,500.00
TOYOTA MOTOR CREDIT CORP COMM PAPER -- 0.000% 10/01/2013	89233GX19	50,000,000.00	A-1+	P-1	07/01/13	07/02/13	49,979,777.78	0.16	0.00	49,993,333.50	49,995,850.00
TOYOTA MOTOR CREDIT CORP COMM PAPER -- 0.000% 01/02/2014	89233HA20	25,000,000.00	A-1+	P-1	07/03/13	07/03/13	24,965,687.50	0.27	0.00	24,976,937.50	24,984,800.00
TOYOTA MOTOR CREDIT CORP COMM PAPER -- 0.000% 02/03/2014	89233HB37	25,000,000.00	A-1+	P-1	08/01/13	08/02/13	24,970,451.39	0.23	0.00	24,975,243.00	24,977,950.00
TOYOTA MOTOR CREDIT CORP COMM PAPER -- 0.000% 03/03/2014	89233HC36	25,000,000.00	A-1+	P-1	08/27/13	08/28/13	24,972,729.17	0.21	0.00	24,973,312.50	24,972,775.00
Security Type Sub-Total		803,600,000.00					803,351,922.36	0.11	0.00	803,494,597.75	803,515,841.60
Certificate of Deposit											
SVENSKA HANDELSBANKEN NY CERT DEPOS DTD 06/07/2013 0.175% 09/03/2013	86958CYY4	25,000,000.00	A-1+	P-1	06/07/13	06/07/13	25,000,000.00	0.18	10,451.39	25,000,000.00	25,000,015.00
BANK OF NOVA SCOTIA HOUSTON CERT DEPOS DTD 06/27/2013 0.130% 09/03/2013	06417FZB9	25,000,000.00	A-1	P-1	06/26/13	06/27/13	25,000,000.00	0.13	5,958.33	25,000,000.00	24,999,826.50
SVENSKA HANDELSBANKEN NY CERT DEPOS DTD 05/30/2013 0.185% 09/03/2013	86958CYL2	50,000,000.00	A-1+	P-1	06/04/13	06/04/13	50,000,631.07	0.18	24,152.78	50,000,014.00	50,000,110.00



Managed Account Detail of Securities Held

For the Month Ending **August 31, 2013**

SAN BERNARDINO COUNTY - 76990800

Security Type/Description	Dated Date/Coupon/Maturity	CUSIP	Par	S&P Rating	Moody's Rating	Trade Date	Settle Date	Original Cost	YTM at Cost	Accrued Interest	Amortized Cost	Market Value
Certificate of Deposit												
BANK OF MONTREAL CHICAGO CERT DEPOS DTD 06/28/2013 0.170% 10/01/2013		06366AHT2	25,000,000.00	A-1	P-1	06/28/13	06/28/13	25,000,000.00	0.17	7,673.61	25,000,000.00	24,999,103.50
SVENSKA HANDELSBANKEN NY CERT DEPOS DTD 06/28/2013 0.180% 10/01/2013		86958CA20	25,000,000.00	A-1+	P-1	06/28/13	06/28/13	25,000,000.00	0.18	8,125.00	25,000,000.00	24,999,533.50
BANK OF MONTREAL CHICAGO CERT DEPOS DTD 04/09/2013 0.230% 10/01/2013		06366X2H4	50,000,000.00	A-1	P-1	04/08/13	04/09/13	50,000,000.00	0.23	46,319.44	50,000,000.00	50,003,350.00
NORDEA BANK FINLAND NY CERT DEPOS DTD 06/28/2013 0.160% 10/01/2013		65558EMA3	50,000,000.00	A-1+	P-1	06/28/13	06/28/13	50,000,000.00	0.16	14,444.44	50,000,000.00	49,997,346.50
NORDEA BANK FINLAND NY CERT DEPOS DTD 07/02/2013 0.160% 10/02/2013		65558EMJ4	25,000,000.00	A-1+	P-1	07/02/13	07/02/13	25,000,000.00	0.16	6,777.78	25,000,000.00	24,998,601.25
NORDEA BANK FINLAND NY CERT DEPOS DTD 07/03/2013 0.160% 10/02/2013		65558EMK1	25,000,000.00	A-1+	P-1	07/03/13	07/03/13	25,000,000.00	0.16	6,666.67	25,000,000.00	24,998,601.25
BANK OF MONTREAL CHICAGO CERT DEPOS DTD 07/08/2013 0.170% 10/07/2013		06366AJU7	25,000,000.00	A-1	P-1	07/05/13	07/08/13	25,000,000.00	0.17	6,493.06	25,000,000.00	24,998,725.00
NORDEA BANK FINLAND NY CERT DEPOS DTD 07/08/2013 0.160% 10/07/2013		65558EMM7	25,000,000.00	A-1+	P-1	07/08/13	07/08/13	25,000,000.00	0.16	6,111.11	25,000,000.00	24,998,211.50
NORDEA BANK FINLAND NY CERT DEPOS DTD 07/12/2013 0.170% 10/15/2013		65558EMU9	25,000,000.00	A-1+	P-1	07/12/13	07/12/13	25,000,000.00	0.17	6,020.83	25,000,000.00	24,998,115.75
BANK OF NOVA SCOTIA HOUSTON CERT DEPOS DTD 10/15/2012 0.320% 10/16/2013		06417FDU1	25,000,000.00	A-1	P-1	10/15/12	10/15/12	25,000,000.00	0.32	71,333.33	25,000,000.00	25,007,542.50
SVENSKA HANDELSBANKEN NY CERT DEPOS DTD 07/16/2013 0.190% 10/16/2013		86958CD68	25,000,000.00	A-1+	P-1	07/16/13	07/16/13	25,000,000.00	0.19	6,201.39	25,000,000.00	24,999,308.25
TORONTO DOMINION BANK NY CERT DEPOS DTD 11/16/2012 0.330% 11/01/2013		89112WHX8	25,000,000.00	A-1+	P-1	11/15/12	11/16/12	25,000,000.00	0.33	66,229.17	25,000,000.00	25,009,995.00
WELLS FARGO BANK NA CERT DEPOS DTD 04/24/2013 0.200% 11/01/2013		9497P6D47	25,000,000.00	A-1+	P-1	04/23/13	04/24/13	25,000,000.00	0.20	18,055.56	25,000,000.00	24,999,445.75



Managed Account Detail of Securities Held

For the Month Ending **August 31, 2013**

SAN BERNARDINO COUNTY - 76990800

Security Type/Description Dated Date/Coupon/Maturity	CUSIP	Par	S&P Rating	Moody's Rating	Trade Date	Settle Date	Original Cost	YTM at Cost	Accrued Interest	Amortized Cost	Market Value
Certificate of Deposit											
BANK OF MONTREAL CHICAGO CERT DEPOS DTD 07/30/2013 0.160% 11/01/2013	06366ANM0	25,000,000.00	A-1	P-1	07/29/13	07/30/13	25,000,000.00	0.16	3,666.67	25,000,000.00	24,995,457.75
BANK OF MONTREAL CHICAGO CERT DEPOS DTD 08/01/2013 0.160% 11/01/2013	06366APD8	25,000,000.00	A-1	P-1	08/01/13	08/01/13	25,000,000.00	0.16	3,444.44	25,000,000.00	24,995,458.25
WELLS FARGO BANK NA CERT DEPOS DTD 07/08/2013 0.160% 11/04/2013	9497P6G69	25,000,000.00	A-1+	P-1	07/08/13	07/08/13	25,000,000.00	0.16	6,111.11	25,000,000.00	24,994,889.50
BANK OF MONTREAL CHICAGO CERT DEPOS DTD 08/02/2013 0.160% 11/04/2013	06366APF3	25,000,000.00	A-1	P-1	08/01/13	08/02/13	25,000,000.00	0.16	3,333.33	25,000,000.00	24,994,893.75
NORDEA BANK FINLAND NY CERT DEPOS DTD 08/07/2013 0.170% 11/05/2013	65558EPU6	25,000,000.00	A-1+	P-1	08/07/13	08/07/13	25,000,000.00	0.17	2,951.39	25,000,000.00	24,995,615.25
WELLS FARGO BANK NA CERT DEPOS DTD 07/11/2013 0.180% 11/07/2013	9497P6H27	25,000,000.00	A-1+	P-1	07/10/13	07/11/13	25,000,000.00	0.18	6,500.00	25,000,000.00	24,996,179.75
WELLS FARGO BANK NA CERT DEPOS DTD 07/10/2013 0.180% 11/13/2013	9497P6G85	25,000,000.00	A-1+	P-1	07/10/13	07/10/13	25,000,000.00	0.18	6,625.00	25,000,000.00	24,995,057.75
SVENSKA HANDELSBANKEN NY CERT DEPOS DTD 08/14/2013 0.180% 11/14/2013	86958CG65	25,000,000.00	A-1+	P-1	08/13/13	08/14/13	25,000,000.00	0.18	2,250.00	25,000,000.00	24,994,866.75
SVENSKA HANDELSBANKEN NY CERT DEPOS DTD 08/22/2013 0.180% 11/22/2013	86958CH64	25,000,000.00	A-1+	P-1	08/21/13	08/22/13	25,000,000.00	0.18	1,250.00	25,000,000.00	24,993,148.00
BANK OF NOVA SCOTIA HOUSTON CERT DEPOS DTD 01/02/2013 0.310% 01/02/2014	06417FKJ8	25,000,000.00	A-1	P-1	01/02/13	01/02/13	25,000,000.00	0.31	52,097.22	25,000,000.00	25,007,657.50
BANK OF NOVA SCOTIA NY CERT DEPOS DTD 01/15/2013 0.300% 01/02/2014	06417FLM0	25,000,000.00	A-1	P-1	01/15/13	01/15/13	25,000,000.00	0.30	47,708.33	25,000,000.00	25,005,955.00
ROYAL BANK OF CANADA NY CD (FLOAT) DTD 02/07/2013 0.310% 02/10/2014	78009NKY1	50,000,000.00	AA-	Aa3	01/30/13	02/07/13	50,000,000.00	0.35	11,013.89	50,000,000.00	50,018,950.00
ROYAL BANK OF CANADA NY (FLOAT) DTD 02/28/2013 0.300% 02/28/2014	78009NLM6	25,000,000.00	A-1+	P-1	02/26/13	02/28/13	25,000,000.00	0.38	208.33	25,000,000.00	25,009,475.00
ROYAL BANK OF CANADA NY CD (FLOAT) DTD 03/19/2013 0.300% 03/19/2014	78009NLX2	25,000,000.00	A-1+	P-1	03/19/13	03/19/13	25,000,000.00	0.39	15,902.77	25,000,000.00	25,009,125.00



Managed Account Detail of Securities Held

For the Month Ending **August 31, 2013**

SAN BERNARDINO COUNTY - 76990800

Security Type/Description	Dated Date/Coupon/Maturity	CUSIP	Par	S&P Rating	Moody's Rating	Trade Date	Settle Date	Original Cost	YTM at Cost	Accrued Interest	Amortized Cost	Market Value
Certificate of Deposit												
ROYAL BANK OF CANADA NY CD (FLOAT) DTD 04/17/2013 0.304% 04/17/2014		78009NML7	50,000,000.00	AA-	Aa3	04/11/13	04/17/13	50,000,000.00	0.32	6,356.44	50,000,000.00	50,006,500.00
TORONTO DOMINION BANK NY CERT DEPOS DTD 08/02/2013 0.270% 05/01/2014		89112TEW0	25,000,000.00	A-1+	P-1	08/02/13	08/02/13	25,000,000.00	0.18	5,625.00	25,000,000.00	24,968,983.25
ROYAL BANK OF CANADA NY CERT DEPOS DTD 06/24/2013 0.310% 06/24/2014		78009NNH5	25,000,000.00	A-1+	P-1	06/19/13	06/24/13	25,000,000.00	0.31	14,854.17	25,000,000.00	24,991,831.00
TORONTO DOMINION BANK NY CERT DEPOS DTD 06/28/2013 0.350% 07/01/2014		89112TAH7	25,000,000.00	AA-	Aa1	06/26/13	06/28/13	25,000,000.00	0.35	15,798.61	25,000,000.00	24,954,180.50
TORONTO DOMINION BANK NY CERT DEPOS DTD 07/08/2013 0.370% 07/09/2014		89112TBA1	13,000,000.00	AA-	Aa1	07/05/13	07/08/13	13,000,000.00	0.19	7,348.61	13,000,000.00	12,976,854.54
TORONTO DOMINION BANK NY CERT DEPOS DTD 07/11/2013 0.350% 07/15/2014		89112TBM5	25,000,000.00	AA-	Aa1	07/10/13	07/11/13	25,000,000.00	0.18	12,638.89	25,000,000.00	24,952,196.75
TORONTO DOMINION BANK NY CERT DEPOS DTD 08/09/2013 0.320% 08/08/2014		89112TFR0	25,000,000.00	A-1+	P-1	08/08/13	08/09/13	25,000,000.00	0.32	5,111.11	25,000,000.00	24,982,157.00
TORONTO DOMINION BANK NY CERT DEPOS DTD 08/28/2013 0.330% 09/02/2014		89112TGZ1	25,000,000.00	AA-	Aa1	08/28/13	08/28/13	25,000,000.00	0.17	916.67	25,000,000.00	24,999,750.00
Security Type Sub-Total			1,063,000,000.00					1,063,000,631.07	0.22	542,725.87	1,063,000,014.00	1,062,847,013.54
Managed Account Sub-Total			4,219,425,000.00					4,243,435,270.78	0.42	6,490,875.38	4,231,740,009.11	4,227,099,454.04
Securities Sub-Total			\$4,219,425,000.00					\$4,243,435,270.78	0.42%	\$6,490,875.38	\$4,231,740,009.11	\$4,227,099,454.04
Accrued Interest												\$6,490,875.38
Total Investments												\$4,233,590,329.42



Managed Account Fair Market Value & Analytics

For the Month Ending **August 31, 2013**

SAN BERNARDINO COUNTY - 76990800

Security Type/Description	Dated Date/Coupon/Maturity	CUSIP	Par	Broker	Next Call Date	Market Price	Market Value	Unreal G/L On Cost	Unreal G/L Amort Cost	Effective Duration	Duration to Worst at Mkt	YTM
U.S. Treasury Bond / Note												
US TREASURY NOTES	DTD 02/15/2011 1.250% 02/15/2014	912828OH6	50,000,000.00	MORGANST		100.53	50,265,600.00	(498,071.88)	51,054.00	0.46	0.46	0.09
US TREASURY NOTES	DTD 06/30/2009 2.625% 06/30/2014	912828KY5	50,000,000.00	MORGANST		102.04	51,021,500.00	(1,443,343.75)	121,677.50	0.82	0.82	0.17
US TREASURY NOTES	DTD 07/02/2012 0.250% 06/30/2014	912828TA8	50,000,000.00	DIRECT		100.09	50,046,900.00	58,618.75	52,991.50	0.83	0.83	0.14
US TREASURY NOTES	DTD 07/31/2012 0.125% 07/31/2014	912828TF7	25,000,000.00	BARCLAYS		99.99	24,997,075.00	61,528.12	30,842.50	0.91	0.91	0.14
US TREASURY NOTES	DTD 08/15/2012 0.250% 08/15/2015	912828TK6	50,000,000.00	GOLDMAN		99.72	49,861,350.00	101,584.37	18,848.00	1.95	1.95	0.39
US TREASURY NOTES	DTD 10/15/2012 0.250% 10/15/2015	912828TT7	25,000,000.00	MORGANST		99.60	24,900,400.00	15,634.37	(17,720.25)	2.11	2.11	0.44
US TREASURY NOTES	DTD 12/31/2010 2.125% 12/31/2015	912828PM6	25,000,000.00	TD SEC U		103.75	25,937,500.00	(5,859.38)	(2,586.50)	2.28	2.28	0.50
US TREASURY NOTES	DTD 01/31/2011 2.000% 01/31/2016	912828PS3	25,000,000.00	CITIGRP		103.52	25,878,900.00	(370,123.44)	(44,898.25)	2.36	2.36	0.53
US TREASURY NOTES	DTD 08/01/2011 1.500% 07/31/2016	912828QX1	25,000,000.00	BARCLAYS		102.15	25,537,100.00	(350,595.31)	(147,698.00)	2.85	2.85	0.75
US TREASURY NOTES	DTD 01/03/2012 0.875% 12/31/2016	912828RX0	50,000,000.00	BARCLAYS		99.77	49,886,700.00	(328,143.75)	(260,400.00)	3.27	3.27	0.94
US TREASURY NOTES	DTD 01/03/2012 0.875% 12/31/2016	912828RX0	50,000,000.00	JPMCHASE		99.77	49,886,700.00	(316,425.00)	(252,462.50)	3.27	3.27	0.94
Security Type Sub-Total			425,000,000.00				428,219,725.00	(3,075,196.90)	(450,352.00)	1.86	1.86	0.45
Money Market Fund												
FIDELITY GOV'T MM FUND 57		316175108	6,000,000.00			1.00	6,000,000.00	0.00	0.00	0.00	0.00	0.01
FEDERATED GOVT OBLIGATIONS FUND		60934N104	22,000,000.00			1.00	22,000,000.00	0.00	0.00	0.00	0.00	0.01
Security Type Sub-Total			28,000,000.00				28,000,000.00	0.00	0.00	0.00	0.00	0.01
Federal Agency Bond / Note												
FHLMC NOTES (FLOATING)	DTD 09/01/2011 0.310% 09/03/2013	3134G2B50	25,000,000.00	UBS PW		100.00	25,000,000.00	12,750.00	98.25	0.25	0.01	0.11



Managed Account Fair Market Value & Analytics

For the Month Ending **August 31, 2013**

SAN BERNARDINO COUNTY - 76990800

Security Type/Description Dated Date/Coupon/Maturity	CUSIP	Par	Broker	Next Call Date	Market Price	Market Value	Unreal G/L On Cost	Unreal G/L Amort Cost	Effective Duration	Duration to Worst at Mkt	YTM
Federal Agency Bond / Note											
FHLMC NOTES (FLOATING) DTD 09/12/2011 0.280% 09/12/2013	3134G2K43	25,000,000.00	UBS AG		100.00	25,001,200.00	18,950.00	1,819.75	0.00	0.03	0.10
FHLMC NOTES (FLOATING) DTD 09/12/2011 0.280% 09/12/2013	3134G2K43	25,000,000.00	JPMCHASE		100.00	25,001,200.00	14,700.00	1,830.00	0.00	0.03	0.10
FHLB NOTES TAP ISSUE DTD 08/09/2010 1.000% 09/13/2013	313370LB2	25,000,000.00	USBPJ		100.03	25,006,375.00	(188,875.00)	4,093.50	0.04	0.04	0.22
FHLB NOTES TAP ISSUE DTD 08/09/2010 1.000% 09/13/2013	313370LB2	25,000,000.00	CSFB		100.03	25,006,375.00	(255,375.00)	3,302.25	0.04	0.04	0.22
FHLB NOTES TAP ISSUE DTD 08/09/2010 1.000% 09/13/2013	313370LB2	25,000,000.00	RBC CAP		100.03	25,006,375.00	(255,400.00)	3,302.00	0.04	0.04	0.22
FHLB NOTES TAP ISSUE DTD 08/09/2010 1.000% 09/13/2013	313370LB2	25,000,000.00	BARCLAYS		100.03	25,006,375.00	(255,405.25)	3,302.00	0.04	0.04	0.22
FHLB NOTES TAP ISSUE DTD 08/09/2010 1.000% 09/13/2013	313370LB2	25,000,000.00	CSFB		100.03	25,006,375.00	(153,100.00)	4,483.00	0.04	0.04	0.22
FNMA NOTES (EX-CALLABLE) DTD 09/17/2010 1.125% 09/17/2013	31398A3L4	1,980,000.00	CITIGRP		100.04	1,980,803.88	902.88	805.36	0.05	0.05	0.20
FNMA NOTES (EX-CALLABLE) DTD 09/17/2010 1.125% 09/17/2013	31398A3L4	12,500,000.00	JPMCHASE		100.04	12,505,075.00	5,325.00	5,078.75	0.05	0.05	0.20
FNMA NOTES (EX-CALLABLE) DTD 09/17/2010 1.125% 09/17/2013	31398A3L4	12,500,000.00	JPMCHASE		100.04	12,505,075.00	5,325.00	5,078.75	0.05	0.05	0.20
FHLMC GLOBAL REFERENCE NOTES DTD 08/20/2008 4.125% 09/27/2013	3137EABS7	25,000,000.00	UBS AG		100.27	25,067,725.00	(2,149,775.00)	10,302.00	0.08	0.08	0.35
FHLMC GLOBAL REFERENCE NOTES DTD 08/20/2008 4.125% 09/27/2013	3137EABS7	25,000,000.00	UBS AG		100.27	25,067,725.00	(2,117,775.00)	10,781.00	0.08	0.08	0.35
FNMA NOTES DTD 08/02/2010 1.125% 09/30/2013	31398A2M3	25,000,000.00	BARCLAYS		100.08	25,019,575.00	(21,675.00)	18,473.25	0.08	0.08	0.18
FNMA NOTES (EX-CALLABLE) DTD 10/08/2010 1.125% 10/08/2013	31398A4H2	25,000,000.00	DEUTSCHE		100.10	25,025,400.00	25,400.00	25,400.00	0.11	0.11	0.13
FHLMC NOTES DTD 08/20/2010 0.875% 10/28/2013	3137EACL1	25,000,000.00	CSFB		100.12	25,030,350.00	126,674.25	35,254.00	0.16	0.16	0.11
FHLB NOTES DTD 11/09/2010 0.500% 12/13/2013	313371PU4	845,000.00	RBC CAP		100.09	845,750.36	18,579.86	2,463.07	0.29	0.29	0.18
FHLB NOTES DTD 11/09/2010 0.500% 12/13/2013	313371PU4	18,610,000.00	RBC CAP		100.09	18,626,525.68	409,196.68	54,245.73	0.29	0.29	0.18



Managed Account Fair Market Value & Analytics

For the Month Ending **August 31, 2013**

SAN BERNARDINO COUNTY - 76990800

Security Type/Description	Dated Date/Coupon/Maturity	CUSIP	Par	Broker	Next Call Date	Market Price	Market Value	Unreal G/L On Cost	Unreal G/L Amort Cost	Effective Duration	Duration to Worst at Mkt	YTM
Federal Agency Bond / Note												
FNMA NOTES	DTD 11/01/2010 0.750% 12/18/2013	31398A5W8	5,545,000.00	RBC CAP		100.20	5,556,317.35	76,471.10	18,487.31	0.30	0.30	0.06
FNMA NOTES	DTD 11/01/2010 0.750% 12/18/2013	31398A5W8	25,000,000.00	CITIGRP		100.20	25,051,025.00	233,025.00	68,780.50	0.30	0.30	0.06
FHLMC NOTES	DTD 01/06/2011 1.375% 02/25/2014	3137EACR8	25,000,000.00	MORGANST		100.61	25,152,500.00	199,750.00	160,111.50	0.49	0.49	0.11
FNMA GLOBAL NOTES	DTD 05/15/2009 2.500% 05/15/2014	31398AXJ6	25,000,000.00	BARCLAYS		101.64	25,410,000.00	(742,500.00)	82,253.25	0.70	0.70	0.17
FHLMC NOTES	DTD 06/02/2011 1.000% 07/30/2014	3137EACU1	25,000,000.00	BARCLAYS		100.76	25,190,600.00	170,100.00	184,555.00	0.91	0.91	0.17
FFCB NOTES (FLOAT)	DTD 08/01/2012 0.220% 08/01/2014	3133EAB49	50,000,000.00	JPMCHASE		100.12	50,058,600.00	58,600.00	58,600.00	0.00	0.92	0.10
FREDDIE MAC GLOBAL NOTES	DTD 07/26/2011 1.000% 08/20/2014	3134G2UA8	25,000,000.00	MORGANST		100.76	25,190,875.00	36,125.00	135,431.25	0.97	0.97	0.21
FREDDIE MAC GLOBAL NOTES	DTD 07/26/2011 1.000% 08/20/2014	3134G2UA8	25,000,000.00	MORGANST		100.76	25,190,875.00	(105,125.00)	59,238.50	0.97	0.97	0.21
FREDDIE MAC GLOBAL NOTES	DTD 07/26/2011 1.000% 08/20/2014	3134G2UA8	25,000,000.00	CSFB		100.76	25,190,875.00	(141,625.00)	24,372.75	0.97	0.97	0.21
FREDDIE MAC GLOBAL NOTES	DTD 07/26/2011 1.000% 08/20/2014	3134G2UA8	25,000,000.00	MIZUHO		100.76	25,190,875.00	(141,875.00)	24,248.00	0.97	0.97	0.21
FREDDIE MAC GLOBAL NOTES	DTD 08/05/2011 0.750% 09/22/2014	3134G2WG3	55,000,000.00	BARCLAYS		100.57	55,312,895.00	230,395.00	283,429.85	1.05	1.05	0.21
FANNIE MAE GLOBAL NOTES	DTD 09/27/2011 0.625% 10/30/2014	3135G0DW0	25,000,000.00	CSFB		100.45	25,111,300.00	143,800.00	124,685.25	1.16	1.16	0.24
FHLMC NOTES	DTD 12/03/2012 0.320% 12/03/2014	3134G32E9	25,000,000.00	JPMCHASE		100.07	25,016,250.00	16,250.00	16,250.00	1.25	1.25	0.27
FHLMC NOTES	DTD 12/03/2012 0.320% 12/03/2014	3134G32E9	50,000,000.00	JPMCHASE		100.07	50,032,500.00	32,500.00	32,500.00	1.25	1.25	0.27
FHLMC NOTES	DTD 08/27/2012 0.350% 12/05/2014	3134G3H78	25,000,000.00	MIZUHO		100.10	25,025,200.00	33,950.00	30,245.50	1.26	1.26	0.27
FHLMC NOTES	DTD 08/27/2012 0.350% 12/05/2014	3134G3H78	50,000,000.00	BARCLAYS		100.10	50,050,400.00	69,900.00	61,644.00	1.26	1.26	0.27
FHLMC NOTES	DTD 12/16/2011 0.625% 12/29/2014	3137EADA4	25,000,000.00	BARCLAYS		100.44	25,110,700.00	(19,300.00)	50,913.50	1.32	1.32	0.29



Managed Account Fair Market Value & Analytics

For the Month Ending **August 31, 2013**

SAN BERNARDINO COUNTY - 76990800

Security Type/Description	Dated Date/Coupon/Maturity	CUSIP	Par	Broker	Next Call Date	Market Price	Market Value	Unreal G/L On Cost	Unreal G/L Amort Cost	Effective Duration	Duration to Worst at Mkt	YTM
Federal Agency Bond / Note												
FREDDIE MAC (CALLABLE) GLOBAL NOTES DTD 04/29/2013 0.320% 04/29/2015		3134G42V9	50,000,000.00	DAIWA	10/29/13	99.87	49,934,650.00	(64,350.00)	(64,518.00)	1.37	1.65	0.40
FFCB NOTES DTD 05/01/2012 0.500% 05/01/2015		3133EANJ3	25,000,000.00	MORGANST		100.20	25,050,925.00	86,650.00	70,860.75	1.66	1.66	0.38
FANNIE MAE GLOBAL NOTES DTD 05/21/2012 0.500% 07/02/2015		3135G0LN1	25,000,000.00	CSFB		100.14	25,036,000.00	(12,000.00)	(6,840.25)	1.82	1.82	0.42
FHLMC NOTES (CALLABLE) DTD 07/17/2013 0.500% 07/17/2015		3134G4CT3	50,000,000.00	TOR DOM	07/17/14	100.11	50,056,350.00	56,350.00	56,350.00	1.61	0.87	0.44
FNMA NOTES (CALLABLE) DTD 08/07/2012 0.500% 08/07/2015		3135G0NG4	50,000,000.00	JPMCHASE	11/07/13	99.89	49,943,200.00	(56,300.00)	(56,477.00)	1.49	1.92	0.56
FHLMC NOTES (CALLABLE) DTD 08/19/2013 0.500% 08/19/2015		3134G4ER5	25,000,000.00	JPMCHASE	08/19/14	99.93	24,983,650.00	(16,350.00)	(16,350.00)	1.74	1.95	0.53
FHLMC NOTES (CALLABLE) DTD 08/28/2013 0.500% 08/28/2015		3134G4FP8	25,000,000.00	DEUTSCHE	08/28/14	99.88	24,970,875.00	(14,125.00)	(14,187.25)	1.75	1.98	0.56
FHLMC NOTES (CALLABLE) DTD 09/25/2012 0.500% 09/25/2015		3134G3L24	15,000,000.00	JPMCHASE	09/25/13	99.96	14,994,495.00	(5,505.00)	(5,505.00)	1.17	2.05	0.52
FHLMC NOTES (CALLABLE) DTD 09/25/2012 0.500% 09/25/2015		3134G3L24	15,000,000.00	UBS AG	09/25/13	99.96	14,994,495.00	(5,505.00)	(5,505.00)	1.17	2.05	0.52
FHLMC NOTES (CALLABLE) DTD 09/25/2012 0.500% 09/25/2015		3134G3L24	20,000,000.00	CSFB	09/25/13	99.96	19,992,660.00	(7,340.00)	(7,340.00)	1.17	2.05	0.52
FNMA NOTES (EX-CALLABLE) DTD 10/15/2010 1.875% 10/15/2015		31398A4K5	10,000,000.00	SUNTRUST		102.67	10,266,710.00	(20,590.00)	1,462.80	2.07	2.07	0.61
FNMA NOTES DTD 09/27/2010 1.625% 10/26/2015		31398A4M1	25,000,000.00	MERRILL		102.37	25,591,400.00	(130,350.00)	(55,270.50)	2.11	2.11	0.52
FHLMC NOTES DTD 11/06/2012 0.450% 11/24/2015		3134G3W55	25,000,000.00	WELLSFAR		99.77	24,942,775.00	20,275.00	14,582.75	2.21	2.21	0.55
FHLB NOTES DTD 11/05/2010 1.375% 12/11/2015		313371NW2	25,000,000.00	MIZUHO		101.88	25,469,450.00	(155,550.00)	(48,795.25)	2.24	2.24	0.54
FNMA NOTES (CALLABLE) DTD 01/29/2013 0.450% 01/29/2016		3135G0TZ6	50,000,000.00	RBC CAP	01/29/14	99.62	49,808,800.00	(128,700.00)	(140,898.00)	2.29	2.39	0.61
FANNIE MAE GLOBAL NOTES DTD 01/18/2011 2.250% 03/15/2016		3135G0AL7	50,000,000.00	CANTFITZ		103.93	51,966,750.00	(914,750.00)	166,255.00	2.45	2.45	0.68
FANNIE MAE GLOBAL NOTES DTD 01/18/2011 2.250% 03/15/2016		3135G0AL7	50,000,000.00	CANTFITZ		103.93	51,966,750.00	(914,750.00)	166,255.00	2.45	2.45	0.68



Managed Account Fair Market Value & Analytics

For the Month Ending **August 31, 2013**

SAN BERNARDINO COUNTY - 76990800

Security Type/Description	Dated Date/Coupon/Maturity	CUSIP	Par	Broker	Next Call Date	Market Price	Market Value	Unreal G/L On Cost	Unreal G/L Amort Cost	Effective Duration	Duration to Worst at Mkt	YTM
Federal Agency Bond / Note												
FANNIE MAE GLOBAL NOTES	DTD 02/15/2013 0.500% 03/30/2016	3135G0VA8	40,000,000.00	CITIGRP		99.53	39,813,920.00	(140,480.00)	(148,350.40)	2.56	2.56	0.68
FREDDIE MAC GLOBAL NOTES	DTD 03/07/2013 0.500% 05/13/2016	3137EADQ9	25,000,000.00	WELLSFAR		99.35	24,836,775.00	(147,975.00)	(150,215.50)	2.67	2.67	0.74
FHLMC NOTES	DTD 04/08/2011 2.500% 05/27/2016	3137EACT4	50,000,000.00	MORGANST		104.63	52,313,900.00	(958,600.00)	(335,574.50)	2.64	2.64	0.79
FHLB NOTES	DTD 07/22/2013 0.800% 07/22/2016	313383QU8	25,000,000.00	WELLSFAR		99.84	24,959,450.00	(38,050.00)	(38,139.50)	2.85	2.85	0.86
FNMA NOTES	DTD 07/19/2013 0.625% 08/26/2016	3135G0YE7	50,000,000.00	BARCLAYS		99.24	49,618,900.00	(220,600.00)	(226,526.00)	2.95	2.95	0.88
FHLMC NOTES	DTD 08/16/2013 0.875% 10/14/2016	3137EADS5	25,000,000.00	JPMCHASE		99.71	24,927,825.00	(68,425.00)	(68,461.00)	3.07	3.07	0.97
FANNIE MAE NOTES	DTD 10/20/2011 1.375% 11/15/2016	3135G0ES8	25,000,000.00	BARCLAYS		101.12	25,279,850.00	(427,400.00)	(367,383.25)	3.12	3.12	1.02
FANNIE MAE NOTES	DTD 10/20/2011 1.375% 11/15/2016	3135G0ES8	25,000,000.00	BNP DIR		101.12	25,279,850.00	(283,650.00)	(244,161.75)	3.12	3.12	1.02
FHLB NOTES (CALLABLE)	DTD 06/19/2013 0.750% 12/19/2016	313383G62	20,690,000.00	JPMCHASE	09/19/13	98.71	20,422,436.92	(90,249.78)	(99,969.94)	2.51	3.24	1.15
FHLB NOTES (CALLABLE)	DTD 06/27/2013 1.000% 12/27/2016	313383N56	25,000,000.00	MIZUHO	12/27/13	99.47	24,867,675.00	(129,825.00)	(129,950.25)	2.40	3.25	1.16
FANNIE MAE GLOBAL NOTES	DTD 07/20/2012 0.875% 08/28/2017	3135G0MZ3	50,000,000.00	MORGANST		98.10	49,047,650.00	(998,350.00)	(989,696.00)	3.90	3.90	1.37
FHLB NOTES (CALLABLE)	DTD 11/09/2012 1.000% 11/09/2017	3133813R4	25,000,000.00	DEUTSCHE	09/09/13	97.36	24,340,925.00	(644,075.00)	(646,225.25)	4.11	4.07	1.65
FNMA NOTES (CALLABLE)	DTD 11/15/2012 1.000% 11/15/2017	3135G0RO8	25,000,000.00	GOLDMAN	11/15/13	97.80	24,448,825.00	(583,675.00)	(551,175.00)	4.12	4.08	1.54
FNMA NOTES (CALLABLE)	DTD 12/26/2012 1.000% 12/26/2017	3135G0SJ3	22,155,000.00	MORGANST	12/26/13	97.32	21,561,489.71	(597,941.29)	(594,964.99)	4.24	4.19	1.64
FHLMC NOTES	DTD 11/21/2012 0.750% 01/12/2018	3137EADN6	25,000,000.00	MORGANST		96.55	24,138,700.00	(518,050.00)	(557,985.00)	4.26	4.26	1.57
FHLMC NOTES	DTD 11/21/2012 0.750% 01/12/2018	3137EADN6	25,000,000.00	BK AMER		96.55	24,138,700.00	(531,550.00)	(569,607.00)	4.26	4.26	1.57
Security Type Sub-Total			1,899,825,000.00				1,904,516,873.90	(13,270,921.55)	(4,058,446.46)	1.61	1.68	0.53



Managed Account Fair Market Value & Analytics

For the Month Ending **August 31, 2013**

SAN BERNARDINO COUNTY - 76990800

Security Type/Description	Dated Date/Coupon/Maturity	CUSIP	Par	Broker	Next Call Date	Market Price	Market Value	Unreal G/L On Cost	Unreal G/L Amort Cost	Effective Duration	Duration to Worst at Mkt	YTM
Commercial Paper												
NORDEA NORTH AMERICA INC COMM PAPER	0.000% 09/03/2013	6555P0W39	14,600,000.00	UBS AG		100.00	14,599,868.60	4,005.27	(9.78)	0.01	0.01	0.11
GENERAL ELEC CAP CORP COMM PAPER	0.000% 09/03/2013	36959HW37	25,000,000.00	GECC		100.00	24,999,800.00	16,925.00	50.00	0.01	0.01	0.10
US BANK NA COMM PAPER	0.000% 09/03/2013	9033E0W36	25,000,000.00	DIRECT		100.00	24,999,775.00	(141.67)	(183.25)	0.01	0.01	0.11
GENERAL ELEC CAP CORP COMM PAPER	0.000% 09/03/2013	36959HW37	50,000,000.00	GECC		100.00	49,999,600.00	363.89	(261.00)	0.01	0.01	0.10
BNP PARIBAS FINANCE INC COMM PAPER	0.000% 09/03/2013	0556N0W35	50,000,000.00	DIRECT		100.00	49,999,300.00	(422.22)	(561.00)	0.01	0.01	0.17
BNP PARIBAS FINANCE INC COMM PAPER	0.000% 09/03/2013	0556N0W35	50,000,000.00	DIRECT		100.00	49,999,300.00	(422.22)	(561.00)	0.01	0.01	0.17
BNP PARIBAS FINANCE INC COMM PAPER	0.000% 09/03/2013	0556N0W35	50,000,000.00	DIRECT		100.00	49,999,300.00	(422.22)	(561.00)	0.01	0.01	0.17
BNP PARIBAS FINANCE INC COMM PAPER	0.000% 09/03/2013	0556N0W35	50,000,000.00	DIRECT		100.00	49,999,300.00	(422.22)	(561.00)	0.01	0.01	0.17
US BANK NA COMM PAPER	0.000% 09/04/2013	9033E0W44	27,000,000.00	US BANK		100.00	26,999,703.00	(34.50)	(184.41)	0.01	0.01	0.10
US BANK NA COMM PAPER	0.000% 09/04/2013	9033E0W44	50,000,000.00	US BANK		100.00	49,999,450.00	(63.89)	(341.50)	0.01	0.01	0.10
US BANK NA COMM PAPER	0.000% 09/05/2013	9033E0W51	50,000,000.00	US BANK		100.00	49,999,350.00	(163.89)	(372.00)	0.01	0.01	0.09
US BANK NA COMM PAPER	0.000% 09/05/2013	9033E0W51	50,000,000.00	US BANK		100.00	49,999,350.00	(163.89)	(372.00)	0.01	0.01	0.09
GENERAL ELEC CAP CORP COMM PAPER	0.000% 09/09/2013	36959HW94	50,000,000.00	GECC		100.00	49,999,050.00	41,550.00	1,272.00	0.02	0.02	0.08
GENERAL ELEC CAP CORP COMM PAPER	0.000% 10/01/2013	36959HX10	12,000,000.00	GECC		99.99	11,999,220.00	10,020.00	1,220.04	0.08	0.08	0.08
BANK OF NOVA SCOTIA NY COMM PAPER	0.000% 10/01/2013	06416JX16	25,000,000.00	BNS		100.00	24,998,750.00	10,954.86	2,604.25	0.08	0.08	0.06
TOYOTA MOTOR CREDIT CORP COMM PAPER	0.000% 10/01/2013	89233GX19	50,000,000.00	TOYOTA		99.99	49,995,850.00	20,641.67	2,933.50	0.08	0.08	0.10



Managed Account Fair Market Value & Analytics

For the Month Ending **August 31, 2013**

SAN BERNARDINO COUNTY - 76990800

Security Type/Description Dated Date/Coupon/Maturity	CUSIP	Par	Broker	Next Call Date	Market Price	Market Value	Unreal G/L On Cost	Unreal G/L Amort Cost	Effective Duration	Duration to Worst at Mkt	YTM
Commercial Paper											
BANK OF NOVA SCOTIA NY COMM PAPER -- 0.000% 10/01/2013	06416JX16	50,000,000.00	BNS		100.00	49,997,500.00	18,986.11	4,583.50	0.08	0.08	0.06
TOYOTA MOTOR CREDIT CORP COMM PAPER -- 0.000% 10/01/2013	89233GX19	50,000,000.00	TOYOTA		99.99	49,995,850.00	16,072.22	2,516.50	0.08	0.08	0.10
TOYOTA MOTOR CREDIT CORP COMM PAPER -- 0.000% 01/02/2014	89233HA20	25,000,000.00	TOYOTA		99.94	24,984,800.00	19,112.50	7,862.50	0.34	0.34	0.18
TOYOTA MOTOR CREDIT CORP COMM PAPER -- 0.000% 02/03/2014	89233HB37	25,000,000.00	TOYOTA		99.91	24,977,950.00	7,498.61	2,707.00	0.43	0.43	0.20
TOYOTA MOTOR CREDIT CORP COMM PAPER -- 0.000% 03/03/2014	89233HC36	25,000,000.00	TOYOTA		99.89	24,972,775.00	45.83	(537.50)	0.50	0.50	0.21
Security Type Sub-Total		803,600,000.00				803,515,841.60	163,919.24	21,243.85	0.07	0.07	0.12

Certificate of Deposit											
SVENSKA HANDELSBANKEN NY CERT DEPOS DTD 06/07/2013 0.175% 09/03/2013	86958CYY4	25,000,000.00	ICAP		100.00	25,000,015.00	15.00	15.00	0.01	0.01	0.17
BANK OF NOVA SCOTIA HOUSTON CERT DEPOS DTD 06/27/2013 0.130% 09/03/2013	06417FZB9	25,000,000.00	UBS AG		100.00	24,999,826.50	(173.50)	(173.50)	0.01	0.01	0.17
SVENSKA HANDELSBANKEN NY CERT DEPOS DTD 05/30/2013 0.185% 09/03/2013	86958CYL2	50,000,000.00	RBC CAP		100.00	50,000,110.00	(521.07)	96.00	0.01	0.01	0.17
BANK OF MONTREAL CHICAGO CERT DEPOS DTD 06/28/2013 0.170% 10/01/2013	06366AHT2	25,000,000.00	MIZUHO		100.00	24,999,103.50	(896.50)	(896.50)	0.08	0.08	0.19
SVENSKA HANDELSBANKEN NY CERT DEPOS DTD 06/28/2013 0.180% 10/01/2013	86958CA20	25,000,000.00	UBS AG		100.00	24,999,533.50	(466.50)	(466.50)	0.08	0.08	0.19



Managed Account Fair Market Value & Analytics

For the Month Ending **August 31, 2013**

SAN BERNARDINO COUNTY - 76990800

Security Type/Description	Dated Date/Coupon/Maturity	CUSIP	Par	Broker	Next Call Date	Market Price	Market Value	Unreal G/L On Cost	Unreal G/L Amort Cost	Effective Duration	Duration to Worst at Mkt	YTM
Certificate of Deposit												
BANK OF MONTREAL CHICAGO CERT DEPOS	DTD 04/09/2013 0.230% 10/01/2013	06366X2H4	50,000,000.00	1ST TENN		100.01	50,003,350.00	3,350.00	3,350.00	0.08	0.08	0.19
NORDEA BANK FINLAND NY CERT DEPOS	DTD 06/28/2013 0.160% 10/01/2013	65558EMA3	50,000,000.00	MORGANST		99.99	49,997,346.50	(2,653.50)	(2,653.50)	0.08	0.08	0.19
NORDEA BANK FINLAND NY CERT DEPOS	DTD 07/02/2013 0.160% 10/02/2013	65558EMJ4	25,000,000.00	NORDEA		99.99	24,998,601.25	(1,398.75)	(1,398.75)	0.09	0.09	0.19
NORDEA BANK FINLAND NY CERT DEPOS	DTD 07/03/2013 0.160% 10/02/2013	65558EMK1	25,000,000.00	DAIWA		99.99	24,998,601.25	(1,398.75)	(1,398.75)	0.09	0.09	0.19
BANK OF MONTREAL CHICAGO CERT DEPOS	DTD 07/08/2013 0.170% 10/07/2013	06366AJU7	25,000,000.00	BMO_DIR		99.99	24,998,725.00	(1,275.00)	(1,275.00)	0.10	0.10	0.19
NORDEA BANK FINLAND NY CERT DEPOS	DTD 07/08/2013 0.160% 10/07/2013	65558EMM7	25,000,000.00	MIZUHO		99.99	24,998,211.50	(1,788.50)	(1,788.50)	0.10	0.10	0.19
NORDEA BANK FINLAND NY CERT DEPOS	DTD 07/12/2013 0.170% 10/15/2013	65558EMU9	25,000,000.00	UBS AG		99.99	24,998,115.75	(1,884.25)	(1,884.25)	0.12	0.12	0.20
BANK OF NOVA SCOTIA HOUSTON CERT DEPOS	DTD 10/15/2012 0.320% 10/16/2013	06417FDU1	25,000,000.00	BNS		100.03	25,007,542.50	7,542.50	7,542.50	0.13	0.13	0.20
SVENSKA HANDELSBANKEN NY CERT DEPOS	DTD 07/16/2013 0.190% 10/16/2013	86958CD68	25,000,000.00	GOLDMAN		100.00	24,999,308.25	(691.75)	(691.75)	0.13	0.13	0.20
TORONTO DOMINION BANK NY CERT DEPOS	DTD 11/16/2012 0.330% 11/01/2013	89112WHX8	25,000,000.00	TOR DOM		100.04	25,009,995.00	9,995.00	9,995.00	0.17	0.17	0.21
WELLS FARGO BANK NA CERT DEPOS	DTD 04/24/2013 0.200% 11/01/2013	9497P6D47	25,000,000.00	WELLSFAR		100.00	24,999,445.75	(554.25)	(554.25)	0.17	0.17	0.21
BANK OF MONTREAL CHICAGO CERT DEPOS	DTD 07/30/2013 0.160% 11/01/2013	06366ANM0	25,000,000.00	BMO_DIR		99.98	24,995,457.75	(4,542.25)	(4,542.25)	0.17	0.17	0.21
BANK OF MONTREAL CHICAGO CERT DEPOS	DTD 08/01/2013 0.160% 11/01/2013	06366APD8	25,000,000.00	DAIWA		99.98	24,995,458.25	(4,541.75)	(4,541.75)	0.17	0.17	0.21



Managed Account Fair Market Value & Analytics

For the Month Ending **August 31, 2013**

SAN BERNARDINO COUNTY - 76990800

Security Type/Description	Dated Date/Coupon/Maturity	CUSIP	Par	Broker	Next Call Date	Market Price	Market Value	Unreal G/L On Cost	Unreal G/L Amort Cost	Effective Duration	Duration to Worst at Mkt	YTM
Certificate of Deposit												
WELLS FARGO BANK NA CERT DEPOS DTD 07/08/2013 0.160% 11/04/2013		9497P6G69	25,000,000.00	WELLSFAR		99.98	24,994,889.50	(5,110.50)	(5,110.50)	0.18	0.18	0.22
BANK OF MONTREAL CHICAGO CERT DEPOS DTD 08/02/2013 0.160% 11/04/2013		06366APF3	25,000,000.00	MIZUHO		99.98	24,994,893.75	(5,106.25)	(5,106.25)	0.18	0.18	0.22
NORDEA BANK FINLAND NY CERT DEPOS DTD 08/07/2013 0.170% 11/05/2013		65558EPU6	25,000,000.00	UBS AG		99.98	24,995,615.25	(4,384.75)	(4,384.75)	0.18	0.18	0.22
WELLS FARGO BANK NA CERT DEPOS DTD 07/11/2013 0.180% 11/07/2013		9497P6H27	25,000,000.00	WELLSFAR		99.98	24,996,179.75	(3,820.25)	(3,820.25)	0.19	0.19	0.22
WELLS FARGO BANK NA CERT DEPOS DTD 07/10/2013 0.180% 11/13/2013		9497P6G85	25,000,000.00	ICAP		99.98	24,995,057.75	(4,942.25)	(4,942.25)	0.20	0.20	0.23
SVENSKA HANDELSBANKEN NY CERT DEPOS DTD 08/14/2013 0.180% 11/14/2013		86958CG65	25,000,000.00	UBS AG		99.98	24,994,866.75	(5,133.25)	(5,133.25)	0.21	0.21	0.23
SVENSKA HANDELSBANKEN NY CERT DEPOS DTD 08/22/2013 0.180% 11/22/2013		86958CH64	25,000,000.00	UBS AG		99.97	24,993,148.00	(6,852.00)	(6,852.00)	0.23	0.23	0.24
BANK OF NOVA SCOTIA HOUSTON CERT DEPOS DTD 01/02/2013 0.310% 01/02/2014		06417FKJ8	25,000,000.00	BNS		100.03	25,007,657.50	7,657.50	7,657.50	0.34	0.34	0.26
BANK OF NOVA SCOTIA NY CERT DEPOS DTD 01/15/2013 0.300% 01/02/2014		06417FLM0	25,000,000.00	BNS		100.02	25,005,955.00	5,955.00	5,955.00	0.34	0.34	0.26
ROYAL BANK OF CANADA NY CD (FLOAT) DTD 02/07/2013 0.310% 02/10/2014		78009NKY1	50,000,000.00	RBC CAP		100.04	50,018,950.00	18,950.00	18,950.00	0.00	0.45	0.22
ROYAL BANK OF CANADA NY (FLOAT) DTD 02/28/2013 0.300% 02/28/2014		78009NLM6	25,000,000.00	RBC CAP		100.04	25,009,475.00	9,475.00	9,475.00	0.00	0.50	0.23
ROYAL BANK OF CANADA NY CD (FLOAT) DTD 03/19/2013 0.300% 03/19/2014		78009NLX2	25,000,000.00	RBC CAP		100.04	25,009,125.00	9,125.00	9,125.00	0.00	0.55	0.24
ROYAL BANK OF CANADA NY CD (FLOAT) DTD 04/17/2013 0.304% 04/17/2014		78009NML7	50,000,000.00	RBC CAP		100.01	50,006,500.00	6,500.00	6,500.00	0.00	0.63	0.29
TORONTO DOMINION BANK NY CERT DEPOS DTD 08/02/2013 0.270% 05/01/2014		89112TEW0	25,000,000.00	TOR DOM		99.88	24,968,983.25	(31,016.75)	(31,016.75)	0.66	0.66	0.32



Managed Account Fair Market Value & Analytics

For the Month Ending **August 31, 2013**

SAN BERNARDINO COUNTY - 76990800

Security Type/Description Dated Date/Coupon/Maturity	CUSIP	Par	Broker	Next Call Date	Market Price	Market Value	Unreal G/L On Cost	Unreal G/L Amort Cost	Effective Duration	Duration to Worst at Mkt	YTM
Certificate of Deposit											
ROYAL BANK OF CANADA NY CERT DEPOS DTD 06/24/2013 0.310% 06/24/2014	78009NNH5	25,000,000.00	RBC CAP		99.97	24,991,831.00	(8,169.00)	(8,169.00)	0.81	0.81	0.35
TORONTO DOMINION BANK NY CERT DEPOS DTD 06/28/2013 0.350% 07/01/2014	89112TAH7	25,000,000.00	TOR DOM		99.82	24,954,180.50	(45,819.50)	(45,819.50)	0.83	0.83	0.36
TORONTO DOMINION BANK NY CERT DEPOS DTD 07/08/2013 0.370% 07/09/2014	89112TBA1	13,000,000.00	TOR DOM		99.82	12,976,854.54	(23,145.46)	(23,145.46)	0.85	0.85	0.36
TORONTO DOMINION BANK NY CERT DEPOS DTD 07/11/2013 0.350% 07/15/2014	89112TBM5	25,000,000.00	TOR DOM		99.81	24,952,196.75	(47,803.25)	(47,803.25)	0.87	0.87	0.36
TORONTO DOMINION BANK NY CERT DEPOS DTD 08/09/2013 0.320% 08/08/2014	89112TFR0	25,000,000.00	TOR DOM		99.93	24,982,157.00	(17,843.00)	(17,843.00)	0.94	0.94	0.38
TORONTO DOMINION BANK NY CERT DEPOS DTD 08/28/2013 0.330% 09/02/2014	89112TGZ1	25,000,000.00	TOR DOM		100.00	24,999,750.00	(250.00)	(250.00)	1.00	1.00	0.17
Security Type Sub-Total		1,063,000,000.00				1,062,847,013.54	(153,617.53)	(153,000.46)	0.23	0.30	0.23
Managed Account Sub-Total		4,219,425,000.00				4,227,099,454.04	(16,335,816.74)	(4,640,555.07)	0.98	1.03	0.36
Securities Sub-Total		\$4,219,425,000.00				\$4,227,099,454.04	(\$16,335,816.74)	(\$4,640,555.07)	0.98	1.03	0.36%
Accrued Interest						\$6,490,875.38					
Total Investments						\$4,233,590,329.42					



Managed Account Security Transactions & Interest

For the Month Ending **August 31, 2013**

SAN BERNARDINO COUNTY - 76990800

Transaction Type		Security Description	CUSIP	Par	Principal Proceeds	Accrued Interest	Total	Realized G/L Cost	Realized G/L Amort Cost	Sale Method
Trade	Settle									
BUY										
08/01/13	08/01/13	RABOBANK USA FIN CORP COMM PAPER -- 0.000% 08/02/2013	74977KV22	50,000,000.00	(49,999,916.67)	0.00	(49,999,916.67)			
08/01/13	08/01/13	RABOBANK USA FIN CORP COMM PAPER -- 0.000% 08/02/2013	74977KV22	50,000,000.00	(49,999,916.67)	0.00	(49,999,916.67)			
08/01/13	08/01/13	RABOBANK USA FIN CORP COMM PAPER -- 0.000% 08/02/2013	74977KV22	50,000,000.00	(49,999,916.67)	0.00	(49,999,916.67)			
08/01/13	08/01/13	RABOBANK USA FIN CORP COMM PAPER -- 0.000% 08/02/2013	74977KV22	50,000,000.00	(49,999,916.67)	0.00	(49,999,916.67)			
08/01/13	08/01/13	BANK OF MONTREAL CHICAGO CERT DEPOS DTD 08/01/2013 0.160% 11/01/2013	06366APD8	25,000,000.00	(25,000,000.00)	0.00	(25,000,000.00)			
08/01/13	08/01/13	BNP PARIBAS FINANCE INC COMM PAPER -- 0.000% 08/02/2013	0556N0V28	50,000,000.00	(49,999,902.78)	0.00	(49,999,902.78)			
08/01/13	08/01/13	BNP PARIBAS FINANCE INC COMM PAPER -- 0.000% 08/02/2013	0556N0V28	50,000,000.00	(49,999,902.78)	0.00	(49,999,902.78)			
08/01/13	08/01/13	BNP PARIBAS FINANCE INC COMM PAPER -- 0.000% 08/02/2013	0556N0V28	50,000,000.00	(49,999,902.78)	0.00	(49,999,902.78)			
08/01/13	08/01/13	BNP PARIBAS FINANCE INC COMM PAPER -- 0.000% 08/02/2013	0556N0V28	50,000,000.00	(49,999,902.78)	0.00	(49,999,902.78)			
08/01/13	08/02/13	BANK OF MONTREAL CHICAGO CERT DEPOS DTD 08/02/2013 0.160% 11/04/2013	06366APF3	25,000,000.00	(25,000,000.00)	0.00	(25,000,000.00)			
08/01/13	08/02/13	TOYOTA MOTOR CREDIT CORP COMM PAPER -- 0.000% 02/03/2014	89233HB37	25,000,000.00	(24,970,451.39)	0.00	(24,970,451.39)			



Managed Account Security Transactions & Interest

For the Month Ending **August 31, 2013**

SAN BERNARDINO COUNTY - 76990800

Transaction Type		Security Description	CUSIP	Par	Principal Proceeds	Accrued Interest	Total	Realized G/L Cost	Realized G/L Amort Cost	Sale Method
Trade	Settle									
BUY										
08/02/13	08/02/13	TORONTO DOMINION BANK NY CERT DEPOS DTD 08/02/2013 0.270% 05/01/2014	89112TEW0	25,000,000.00	(25,000,000.00)	0.00	(25,000,000.00)			
08/02/13	08/02/13	BNP PARIBAS FINANCE INC COMM PAPER -- 0.000% 08/05/2013	0556N0V51	50,000,000.00	(49,999,708.33)	0.00	(49,999,708.33)			
08/02/13	08/02/13	BNP PARIBAS FINANCE INC COMM PAPER -- 0.000% 08/05/2013	0556N0V51	50,000,000.00	(49,999,708.33)	0.00	(49,999,708.33)			
08/02/13	08/02/13	BNP PARIBAS FINANCE INC COMM PAPER -- 0.000% 08/05/2013	0556N0V51	50,000,000.00	(49,999,708.33)	0.00	(49,999,708.33)			
08/02/13	08/02/13	BNP PARIBAS FINANCE INC COMM PAPER -- 0.000% 08/05/2013	0556N0V51	50,000,000.00	(49,999,708.33)	0.00	(49,999,708.33)			
08/02/13	08/02/13	RABOBANK USA FIN CORP COMM PAPER -- 0.000% 08/05/2013	74977KV55	50,000,000.00	(49,999,750.00)	0.00	(49,999,750.00)			
08/02/13	08/02/13	RABOBANK USA FIN CORP COMM PAPER -- 0.000% 08/05/2013	74977KV55	50,000,000.00	(49,999,750.00)	0.00	(49,999,750.00)			
08/02/13	08/02/13	RABOBANK USA FIN CORP COMM PAPER -- 0.000% 08/05/2013	74977KV55	25,000,000.00	(24,999,875.00)	0.00	(24,999,875.00)			
08/05/13	08/05/13	RABOBANK USA FIN CORP COMM PAPER -- 0.000% 08/06/2013	74977KV63	50,000,000.00	(49,999,902.78)	0.00	(49,999,902.78)			
08/05/13	08/05/13	BNP PARIBAS FINANCE INC COMM PAPER -- 0.000% 08/06/2013	0556N0V69	50,000,000.00	(49,999,902.78)	0.00	(49,999,902.78)			
08/05/13	08/05/13	BNP PARIBAS FINANCE INC COMM PAPER -- 0.000% 08/06/2013	0556N0V69	50,000,000.00	(49,999,902.78)	0.00	(49,999,902.78)			



Managed Account Security Transactions & Interest

For the Month Ending **August 31, 2013**

SAN BERNARDINO COUNTY - 76990800

Transaction Type		Security Description	CUSIP	Par	Principal Proceeds	Accrued Interest	Total	Realized G/L Cost	Realized G/L Amort Cost	Sale Method
Trade	Settle									
BUY										
08/05/13	08/05/13	BNP PARIBAS FINANCE INC COMM PAPER -- 0.000% 08/06/2013	0556N0V69	50,000,000.00	(49,999,902.78)	0.00	(49,999,902.78)			
08/05/13	08/05/13	BNP PARIBAS FINANCE INC COMM PAPER -- 0.000% 08/06/2013	0556N0V69	40,000,000.00	(39,999,922.22)	0.00	(39,999,922.22)			
08/05/13	08/05/13	RABOBANK USA FIN CORP COMM PAPER -- 0.000% 08/06/2013	74977KV63	50,000,000.00	(49,999,902.78)	0.00	(49,999,902.78)			
08/05/13	08/05/13	RABOBANK USA FIN CORP COMM PAPER -- 0.000% 08/06/2013	74977KV63	40,000,000.00	(39,999,922.22)	0.00	(39,999,922.22)			
08/06/13	08/06/13	RABOBANK USA FIN CORP COMM PAPER -- 0.000% 08/07/2013	74977KV71	50,000,000.00	(49,999,902.78)	0.00	(49,999,902.78)			
08/06/13	08/06/13	RABOBANK USA FIN CORP COMM PAPER -- 0.000% 08/07/2013	74977KV71	50,000,000.00	(49,999,902.78)	0.00	(49,999,902.78)			
08/06/13	08/06/13	RABOBANK USA FIN CORP COMM PAPER -- 0.000% 08/07/2013	74977KV71	50,000,000.00	(49,999,902.78)	0.00	(49,999,902.78)			
08/06/13	08/06/13	RABOBANK USA FIN CORP COMM PAPER -- 0.000% 08/07/2013	74977KV71	15,000,000.00	(14,999,970.83)	0.00	(14,999,970.83)			
08/06/13	08/06/13	BNP PARIBAS FINANCE INC COMM PAPER -- 0.000% 08/07/2013	0556N0V77	50,000,000.00	(49,999,902.78)	0.00	(49,999,902.78)			
08/06/13	08/06/13	BNP PARIBAS FINANCE INC COMM PAPER -- 0.000% 08/07/2013	0556N0V77	50,000,000.00	(49,999,902.78)	0.00	(49,999,902.78)			
08/06/13	08/06/13	BNP PARIBAS FINANCE INC COMM PAPER -- 0.000% 08/07/2013	0556N0V77	50,000,000.00	(49,999,902.78)	0.00	(49,999,902.78)			



Managed Account Security Transactions & Interest

For the Month Ending **August 31, 2013**

SAN BERNARDINO COUNTY - 76990800

Transaction Type		Security Description	CUSIP	Par	Principal Proceeds	Accrued Interest	Total	Realized G/L Cost	Realized G/L Amort Cost	Sale Method
Trade	Settle									
BUY										
08/06/13	08/06/13	BNP PARIBAS FINANCE INC COMM PAPER -- 0.000% 08/07/2013	0556N0V77	40,000,000.00	(39,999,922.22)	0.00	(39,999,922.22)			
08/07/13	08/07/13	BNP PARIBAS FINANCE INC COMM PAPER -- 0.000% 08/08/2013	0556N0V85	50,000,000.00	(49,999,902.78)	0.00	(49,999,902.78)			
08/07/13	08/07/13	BNP PARIBAS FINANCE INC COMM PAPER -- 0.000% 08/08/2013	0556N0V85	50,000,000.00	(49,999,902.78)	0.00	(49,999,902.78)			
08/07/13	08/07/13	BNP PARIBAS FINANCE INC COMM PAPER -- 0.000% 08/08/2013	0556N0V85	50,000,000.00	(49,999,902.78)	0.00	(49,999,902.78)			
08/07/13	08/07/13	BNP PARIBAS FINANCE INC COMM PAPER -- 0.000% 08/08/2013	0556N0V85	20,000,000.00	(19,999,961.11)	0.00	(19,999,961.11)			
08/07/13	08/07/13	RABOBANK USA FIN CORP COMM PAPER -- 0.000% 08/08/2013	74977KV89	50,000,000.00	(49,999,902.78)	0.00	(49,999,902.78)			
08/07/13	08/07/13	RABOBANK USA FIN CORP COMM PAPER -- 0.000% 08/08/2013	74977KV89	50,000,000.00	(49,999,902.78)	0.00	(49,999,902.78)			
08/07/13	08/07/13	RABOBANK USA FIN CORP COMM PAPER -- 0.000% 08/08/2013	74977KV89	50,000,000.00	(49,999,902.78)	0.00	(49,999,902.78)			
08/07/13	08/07/13	RABOBANK USA FIN CORP COMM PAPER -- 0.000% 08/08/2013	74977KV89	25,000,000.00	(24,999,951.39)	0.00	(24,999,951.39)			
08/07/13	08/07/13	NORDEA BANK FINLAND NY CERT DEPOS DTD 08/07/2013 0.170% 11/05/2013	65558EPU6	25,000,000.00	(25,000,000.00)	0.00	(25,000,000.00)			
08/08/13	08/08/13	BNP PARIBAS FINANCE INC COMM PAPER -- 0.000% 08/09/2013	0556N0V93	50,000,000.00	(49,999,902.78)	0.00	(49,999,902.78)			



Managed Account Security Transactions & Interest

For the Month Ending **August 31, 2013**

SAN BERNARDINO COUNTY - 76990800

Transaction Type		Security Description	CUSIP	Par	Principal Proceeds	Accrued Interest	Total	Realized G/L Cost	Realized G/L Amort Cost	Sale Method
Trade	Settle									
BUY										
08/08/13	08/08/13	BNP PARIBAS FINANCE INC COMM PAPER -- 0.000% 08/09/2013	0556N0V93	50,000,000.00	(49,999,902.78)	0.00	(49,999,902.78)			
08/08/13	08/08/13	BNP PARIBAS FINANCE INC COMM PAPER -- 0.000% 08/09/2013	0556N0V93	50,000,000.00	(49,999,902.78)	0.00	(49,999,902.78)			
08/08/13	08/08/13	BNP PARIBAS FINANCE INC COMM PAPER -- 0.000% 08/09/2013	0556N0V93	20,000,000.00	(19,999,961.11)	0.00	(19,999,961.11)			
08/08/13	08/08/13	RABOBANK USA FIN CORP COMM PAPER -- 0.000% 08/09/2013	74977KV97	50,000,000.00	(49,999,902.78)	0.00	(49,999,902.78)			
08/08/13	08/08/13	RABOBANK USA FIN CORP COMM PAPER -- 0.000% 08/09/2013	74977KV97	50,000,000.00	(49,999,902.78)	0.00	(49,999,902.78)			
08/08/13	08/08/13	RABOBANK USA FIN CORP COMM PAPER -- 0.000% 08/09/2013	74977KV97	50,000,000.00	(49,999,902.78)	0.00	(49,999,902.78)			
08/08/13	08/08/13	RABOBANK USA FIN CORP COMM PAPER -- 0.000% 08/09/2013	74977KV97	10,000,000.00	(9,999,980.56)	0.00	(9,999,980.56)			
08/08/13	08/09/13	TORONTO DOMINION BANK NY CERT DEPOS DTD 08/09/2013 0.320% 08/08/2014	89112TFR0	25,000,000.00	(25,000,000.00)	0.00	(25,000,000.00)			
08/09/13	08/09/13	BNP PARIBAS FINANCE INC COMM PAPER -- 0.000% 08/12/2013	0556N0VC6	50,000,000.00	(49,999,708.33)	0.00	(49,999,708.33)			
08/09/13	08/09/13	BNP PARIBAS FINANCE INC COMM PAPER -- 0.000% 08/12/2013	0556N0VC6	50,000,000.00	(49,999,708.33)	0.00	(49,999,708.33)			
08/09/13	08/09/13	BNP PARIBAS FINANCE INC COMM PAPER -- 0.000% 08/12/2013	0556N0VC6	50,000,000.00	(49,999,708.33)	0.00	(49,999,708.33)			



Managed Account Security Transactions & Interest

For the Month Ending **August 31, 2013**

SAN BERNARDINO COUNTY - 76990800

Transaction Type		Security Description	CUSIP	Par	Principal Proceeds	Accrued Interest	Total	Realized G/L Cost	Realized G/L Amort Cost	Sale Method
Trade	Settle									
BUY										
08/09/13	08/09/13	BNP PARIBAS FINANCE INC COMM PAPER -- 0.000% 08/12/2013	0556N0VC6	20,000,000.00	(19,999,883.33)	0.00	(19,999,883.33)			
08/09/13	08/09/13	RABOBANK USA FIN CORP COMM PAPER -- 0.000% 08/12/2013	74977KVC0	50,000,000.00	(49,999,708.33)	0.00	(49,999,708.33)			
08/09/13	08/09/13	RABOBANK USA FIN CORP COMM PAPER -- 0.000% 08/12/2013	74977KVC0	50,000,000.00	(49,999,708.33)	0.00	(49,999,708.33)			
08/09/13	08/09/13	RABOBANK USA FIN CORP COMM PAPER -- 0.000% 08/12/2013	74977KVC0	50,000,000.00	(49,999,708.33)	0.00	(49,999,708.33)			
08/12/13	08/12/13	RABOBANK USA FIN CORP COMM PAPER -- 0.000% 08/13/2013	74977KVD8	50,000,000.00	(49,999,902.78)	0.00	(49,999,902.78)			
08/12/13	08/12/13	RABOBANK USA FIN CORP COMM PAPER -- 0.000% 08/13/2013	74977KVD8	50,000,000.00	(49,999,902.78)	0.00	(49,999,902.78)			
08/12/13	08/12/13	RABOBANK USA FIN CORP COMM PAPER -- 0.000% 08/13/2013	74977KVD8	50,000,000.00	(49,999,902.78)	0.00	(49,999,902.78)			
08/12/13	08/12/13	BNP PARIBAS FINANCE INC COMM PAPER -- 0.000% 08/13/2013	0556N0VD4	50,000,000.00	(49,999,902.78)	0.00	(49,999,902.78)			
08/12/13	08/12/13	BNP PARIBAS FINANCE INC COMM PAPER -- 0.000% 08/13/2013	0556N0VD4	50,000,000.00	(49,999,902.78)	0.00	(49,999,902.78)			
08/12/13	08/12/13	BNP PARIBAS FINANCE INC COMM PAPER -- 0.000% 08/13/2013	0556N0VD4	25,000,000.00	(24,999,951.39)	0.00	(24,999,951.39)			
08/12/13	08/12/13	BNP PARIBAS FINANCE INC COMM PAPER -- 0.000% 08/13/2013	0556N0VD4	50,000,000.00	(49,999,902.78)	0.00	(49,999,902.78)			



Managed Account Security Transactions & Interest

For the Month Ending **August 31, 2013**

SAN BERNARDINO COUNTY - 76990800

Transaction Type		Security Description	CUSIP	Par	Principal Proceeds	Accrued Interest	Total	Realized G/L Cost	Realized G/L Amort Cost	Sale Method
Trade	Settle									
BUY										
08/13/13	08/13/13	BNP PARIBAS FINANCE INC COMM PAPER -- 0.000% 08/14/2013	0556N0VE2	50,000,000.00	(49,999,902.78)	0.00	(49,999,902.78)			
08/13/13	08/13/13	BNP PARIBAS FINANCE INC COMM PAPER -- 0.000% 08/14/2013	0556N0VE2	50,000,000.00	(49,999,902.78)	0.00	(49,999,902.78)			
08/13/13	08/13/13	BNP PARIBAS FINANCE INC COMM PAPER -- 0.000% 08/14/2013	0556N0VE2	50,000,000.00	(49,999,902.78)	0.00	(49,999,902.78)			
08/13/13	08/13/13	BNP PARIBAS FINANCE INC COMM PAPER -- 0.000% 08/14/2013	0556N0VE2	20,000,000.00	(19,999,961.11)	0.00	(19,999,961.11)			
08/13/13	08/13/13	RABOBANK USA FIN CORP COMM PAPER -- 0.000% 08/14/2013	74977KVE6	50,000,000.00	(49,999,902.78)	0.00	(49,999,902.78)			
08/13/13	08/13/13	RABOBANK USA FIN CORP COMM PAPER -- 0.000% 08/14/2013	74977KVE6	50,000,000.00	(49,999,902.78)	0.00	(49,999,902.78)			
08/13/13	08/13/13	RABOBANK USA FIN CORP COMM PAPER -- 0.000% 08/14/2013	74977KVE6	50,000,000.00	(49,999,902.78)	0.00	(49,999,902.78)			
08/13/13	08/14/13	SVENSKA HANDELSBANKEN NY CERT DEPOS DTD 08/14/2013 0.180% 11/14/2013	86958CG65	25,000,000.00	(25,000,000.00)	0.00	(25,000,000.00)			
08/14/13	08/14/13	BNP PARIBAS FINANCE INC COMM PAPER -- 0.000% 08/15/2013	0556N0VF9	50,000,000.00	(49,999,902.78)	0.00	(49,999,902.78)			
08/14/13	08/14/13	BNP PARIBAS FINANCE INC COMM PAPER -- 0.000% 08/15/2013	0556N0VF9	50,000,000.00	(49,999,902.78)	0.00	(49,999,902.78)			
08/14/13	08/14/13	BNP PARIBAS FINANCE INC COMM PAPER -- 0.000% 08/15/2013	0556N0VF9	50,000,000.00	(49,999,902.78)	0.00	(49,999,902.78)			



Managed Account Security Transactions & Interest

For the Month Ending **August 31, 2013**

SAN BERNARDINO COUNTY - 76990800

Transaction Type		Security Description	CUSIP	Par	Principal Proceeds	Accrued Interest	Total	Realized G/L Cost	Realized G/L Amort Cost	Sale Method
Trade	Settle									
BUY										
08/14/13	08/14/13	BNP PARIBAS FINANCE INC COMM PAPER -- 0.000% 08/15/2013	0556N0VF9	20,000,000.00	(19,999,961.11)	0.00	(19,999,961.11)			
08/14/13	08/14/13	RABOBANK USA FIN CORP COMM PAPER -- 0.000% 08/15/2013	74977KVF3	50,000,000.00	(49,999,902.78)	0.00	(49,999,902.78)			
08/14/13	08/14/13	RABOBANK USA FIN CORP COMM PAPER -- 0.000% 08/15/2013	74977KVF3	50,000,000.00	(49,999,902.78)	0.00	(49,999,902.78)			
08/14/13	08/14/13	RABOBANK USA FIN CORP COMM PAPER -- 0.000% 08/15/2013	74977KVF3	20,000,000.00	(19,999,961.11)	0.00	(19,999,961.11)			
08/14/13	08/16/13	FHLMC NOTES DTD 08/16/2013 0.875% 10/14/2016	3137EADS5	25,000,000.00	(24,996,250.00)	0.00	(24,996,250.00)			
08/15/13	08/15/13	RABOBANK USA FIN CORP COMM PAPER -- 0.000% 08/16/2013	74977KVG1	50,000,000.00	(49,999,902.78)	0.00	(49,999,902.78)			
08/15/13	08/15/13	RABOBANK USA FIN CORP COMM PAPER -- 0.000% 08/16/2013	74977KVG1	50,000,000.00	(49,999,902.78)	0.00	(49,999,902.78)			
08/15/13	08/15/13	RABOBANK USA FIN CORP COMM PAPER -- 0.000% 08/16/2013	74977KVG1	50,000,000.00	(49,999,902.78)	0.00	(49,999,902.78)			
08/15/13	08/15/13	BNP PARIBAS FINANCE INC COMM PAPER -- 0.000% 08/16/2013	0556N0VG7	50,000,000.00	(49,999,902.78)	0.00	(49,999,902.78)			
08/15/13	08/15/13	BNP PARIBAS FINANCE INC COMM PAPER -- 0.000% 08/16/2013	0556N0VG7	50,000,000.00	(49,999,902.78)	0.00	(49,999,902.78)			
08/15/13	08/15/13	BNP PARIBAS FINANCE INC COMM PAPER -- 0.000% 08/16/2013	0556N0VG7	50,000,000.00	(49,999,902.78)	0.00	(49,999,902.78)			



Managed Account Security Transactions & Interest

For the Month Ending **August 31, 2013**

SAN BERNARDINO COUNTY - 76990800

Transaction Type		Security Description	CUSIP	Par	Principal Proceeds	Accrued Interest	Total	Realized G/L Cost	Realized G/L Amort Cost	Sale Method
Trade	Settle									
BUY										
08/15/13	08/15/13	BNP PARIBAS FINANCE INC COMM PAPER -- 0.000% 08/16/2013	0556N0VG7	1,000,000.00	(999,998.06)	0.00	(999,998.06)			
08/16/13	08/16/13	BNP PARIBAS FINANCE INC COMM PAPER -- 0.000% 08/19/2013	0556N0VK8	50,000,000.00	(49,999,708.33)	0.00	(49,999,708.33)			
08/16/13	08/16/13	BNP PARIBAS FINANCE INC COMM PAPER -- 0.000% 08/19/2013	0556N0VK8	50,000,000.00	(49,999,708.33)	0.00	(49,999,708.33)			
08/16/13	08/16/13	RABOBANK USA FIN CORP COMM PAPER -- 0.000% 08/19/2013	74977KVK2	50,000,000.00	(49,999,708.33)	0.00	(49,999,708.33)			
08/16/13	08/16/13	RABOBANK USA FIN CORP COMM PAPER -- 0.000% 08/19/2013	74977KVK2	50,000,000.00	(49,999,708.33)	0.00	(49,999,708.33)			
08/16/13	08/16/13	RABOBANK USA FIN CORP COMM PAPER -- 0.000% 08/19/2013	74977KVK2	50,000,000.00	(49,999,708.33)	0.00	(49,999,708.33)			
08/16/13	08/16/13	RABOBANK USA FIN CORP COMM PAPER -- 0.000% 08/19/2013	74977KVK2	25,000,000.00	(24,999,854.17)	0.00	(24,999,854.17)			
08/16/13	08/16/13	BNP PARIBAS FINANCE INC COMM PAPER -- 0.000% 08/19/2013	0556N0VK8	8,000,000.00	(7,999,953.33)	0.00	(7,999,953.33)			
08/19/13	08/19/13	BNP PARIBAS FINANCE INC COMM PAPER -- 0.000% 08/20/2013	0556N0VL6	50,000,000.00	(49,999,902.78)	0.00	(49,999,902.78)			
08/19/13	08/19/13	BNP PARIBAS FINANCE INC COMM PAPER -- 0.000% 08/20/2013	0556N0VL6	50,000,000.00	(49,999,902.78)	0.00	(49,999,902.78)			
08/19/13	08/19/13	BNP PARIBAS FINANCE INC COMM PAPER -- 0.000% 08/20/2013	0556N0VL6	50,000,000.00	(49,999,902.78)	0.00	(49,999,902.78)			



Managed Account Security Transactions & Interest

For the Month Ending **August 31, 2013**

SAN BERNARDINO COUNTY - 76990800

Transaction Type		Security Description	CUSIP	Par	Principal Proceeds	Accrued Interest	Total	Realized G/L Cost	Realized G/L Amort Cost	Sale Method
Trade	Settle									
BUY										
08/19/13	08/19/13	BNP PARIBAS FINANCE INC COMM PAPER -- 0.000% 08/20/2013	0556N0VL6	22,000,000.00	(21,999,957.22)	0.00	(21,999,957.22)			
08/19/13	08/19/13	RABOBANK USA FIN CORP COMM PAPER -- 0.000% 08/20/2013	74977KVL0	50,000,000.00	(49,999,902.78)	0.00	(49,999,902.78)			
08/19/13	08/19/13	RABOBANK USA FIN CORP COMM PAPER -- 0.000% 08/20/2013	74977KVL0	50,000,000.00	(49,999,902.78)	0.00	(49,999,902.78)			
08/19/13	08/20/13	FHLMC NOTES (CALLABLE) DTD 08/19/2013 0.500% 08/19/2015	3134G4ER5	25,000,000.00	(25,000,000.00)	(347.22)	(25,000,347.22)			
08/20/13	08/20/13	RABOBANK USA FIN CORP COMM PAPER -- 0.000% 08/21/2013	74977KVM8	50,000,000.00	(49,999,902.78)	0.00	(49,999,902.78)			
08/20/13	08/20/13	RABOBANK USA FIN CORP COMM PAPER -- 0.000% 08/21/2013	74977KVM8	47,000,000.00	(46,999,908.61)	0.00	(46,999,908.61)			
08/20/13	08/20/13	RABOBANK USA FIN CORP COMM PAPER -- 0.000% 08/21/2013	74977KVM8	50,000,000.00	(49,999,902.78)	0.00	(49,999,902.78)			
08/20/13	08/20/13	BNP PARIBAS FINANCE INC COMM PAPER -- 0.000% 08/21/2013	0556N0VM4	50,000,000.00	(49,999,902.78)	0.00	(49,999,902.78)			
08/20/13	08/20/13	BNP PARIBAS FINANCE INC COMM PAPER -- 0.000% 08/21/2013	0556N0VM4	50,000,000.00	(49,999,902.78)	0.00	(49,999,902.78)			
08/21/13	08/21/13	BNP PARIBAS FINANCE INC COMM PAPER -- 0.000% 08/22/2013	0556N0VN2	50,000,000.00	(49,999,902.78)	0.00	(49,999,902.78)			



Managed Account Security Transactions & Interest

For the Month Ending **August 31, 2013**

SAN BERNARDINO COUNTY - 76990800

Transaction Type		Security Description	CUSIP	Par	Principal Proceeds	Accrued Interest	Total	Realized G/L Cost	Realized G/L Amort Cost	Sale Method
Trade	Settle									
BUY										
08/21/13	08/21/13	BNP PARIBAS FINANCE INC COMM PAPER -- 0.000% 08/22/2013	0556N0VN2	50,000,000.00	(49,999,902.78)	0.00	(49,999,902.78)			
08/21/13	08/21/13	RABOBANK USA FIN CORP COMM PAPER -- 0.000% 08/22/2013	74977KVN6	50,000,000.00	(49,999,902.78)	0.00	(49,999,902.78)			
08/21/13	08/21/13	RABOBANK USA FIN CORP COMM PAPER -- 0.000% 08/22/2013	74977KVN6	50,000,000.00	(49,999,902.78)	0.00	(49,999,902.78)			
08/21/13	08/21/13	RABOBANK USA FIN CORP COMM PAPER -- 0.000% 08/22/2013	74977KVN6	21,000,000.00	(20,999,959.17)	0.00	(20,999,959.17)			
08/21/13	08/21/13	BNP PARIBAS FINANCE INC COMM PAPER -- 0.000% 08/22/2013	0556N0VN2	50,000,000.00	(49,999,902.78)	0.00	(49,999,902.78)			
08/21/13	08/22/13	SVENSKA HANDELSBANKEN NY CERT DEPOS DTD 08/22/2013 0.180% 11/22/2013	86958CH64	25,000,000.00	(25,000,000.00)	0.00	(25,000,000.00)			
08/22/13	08/22/13	RABOBANK USA FIN CORP COMM PAPER -- 0.000% 08/23/2013	74977KVP1	50,000,000.00	(49,999,916.67)	0.00	(49,999,916.67)			
08/22/13	08/22/13	RABOBANK USA FIN CORP COMM PAPER -- 0.000% 08/23/2013	74977KVP1	50,000,000.00	(49,999,916.67)	0.00	(49,999,916.67)			
08/22/13	08/22/13	RABOBANK USA FIN CORP COMM PAPER -- 0.000% 08/23/2013	74977KVP1	50,000,000.00	(49,999,916.67)	0.00	(49,999,916.67)			
08/22/13	08/22/13	RABOBANK USA FIN CORP COMM PAPER -- 0.000% 08/23/2013	74977KVP1	25,000,000.00	(24,999,958.33)	0.00	(24,999,958.33)			
08/22/13	08/22/13	BNP PARIBAS FINANCE INC COMM PAPER -- 0.000% 08/23/2013	0556N0VP7	50,000,000.00	(49,999,916.67)	0.00	(49,999,916.67)			



Managed Account Security Transactions & Interest

For the Month Ending **August 31, 2013**

SAN BERNARDINO COUNTY - 76990800

Transaction Type					Principal	Accrued		Realized G/L	Realized G/L	Sale
Trade	Settle	Security Description	CUSIP	Par	Proceeds	Interest	Total	Cost	Amort Cost	Method
BUY										
08/22/13	08/22/13	BNP PARIBAS FINANCE INC COMM PAPER -- 0.000% 08/23/2013	0556N0VP7	50,000,000.00	(49,999,916.67)	0.00	(49,999,916.67)			
08/22/13	08/22/13	BNP PARIBAS FINANCE INC COMM PAPER -- 0.000% 08/23/2013	0556N0VP7	50,000,000.00	(49,999,916.67)	0.00	(49,999,916.67)			
08/22/13	08/22/13	BNP PARIBAS FINANCE INC COMM PAPER -- 0.000% 08/23/2013	0556N0VP7	17,000,000.00	(16,999,971.67)	0.00	(16,999,971.67)			
08/22/13	08/22/13	US BANK NA COMM PAPER -- 0.000% 08/23/2013	9033E0VP8	50,000,000.00	(49,999,944.44)	0.00	(49,999,944.44)			
08/22/13	08/28/13	FHLMC NOTES (CALLABLE) DTD 08/28/2013 0.500% 08/28/2015	3134G4FP8	25,000,000.00	(24,985,000.00)	0.00	(24,985,000.00)			
08/23/13	08/23/13	GENERAL ELEC CAP CORP COMM PAPER -- 0.000% 09/03/2013	36959HW37	50,000,000.00	(49,999,236.11)	0.00	(49,999,236.11)			
08/23/13	08/23/13	BNP PARIBAS FINANCE INC COMM PAPER -- 0.000% 08/26/2013	0556N0VS1	50,000,000.00	(49,999,750.00)	0.00	(49,999,750.00)			
08/23/13	08/23/13	BNP PARIBAS FINANCE INC COMM PAPER -- 0.000% 08/26/2013	0556N0VS1	50,000,000.00	(49,999,750.00)	0.00	(49,999,750.00)			
08/23/13	08/23/13	BNP PARIBAS FINANCE INC COMM PAPER -- 0.000% 08/26/2013	0556N0VS1	50,000,000.00	(49,999,750.00)	0.00	(49,999,750.00)			
08/23/13	08/23/13	BNP PARIBAS FINANCE INC COMM PAPER -- 0.000% 08/26/2013	0556N0VS1	25,000,000.00	(24,999,875.00)	0.00	(24,999,875.00)			
08/23/13	08/23/13	RABOBANK USA FIN CORP COMM PAPER -- 0.000% 08/26/2013	74977KVS5	50,000,000.00	(49,999,750.00)	0.00	(49,999,750.00)			
08/23/13	08/23/13	RABOBANK USA FIN CORP COMM PAPER -- 0.000% 08/26/2013	74977KVS5	50,000,000.00	(49,999,750.00)	0.00	(49,999,750.00)			



Managed Account Security Transactions & Interest

For the Month Ending **August 31, 2013**

SAN BERNARDINO COUNTY - 76990800

Transaction Type		Security Description	CUSIP	Par	Principal Proceeds	Accrued Interest	Total	Realized G/L Cost	Realized G/L Amort Cost	Sale Method
Trade	Settle									
BUY										
08/23/13	08/23/13	RABOBANK USA FIN CORP COMM PAPER -- 0.000% 08/26/2013	74977KVS5	50,000,000.00	(49,999,750.00)	0.00	(49,999,750.00)			
08/23/13	08/23/13	RABOBANK USA FIN CORP COMM PAPER -- 0.000% 08/26/2013	74977KVS5	15,000,000.00	(14,999,925.00)	0.00	(14,999,925.00)			
08/26/13	08/26/13	RABOBANK USA FIN CORP COMM PAPER -- 0.000% 08/27/2013	74977KVT3	50,000,000.00	(49,999,930.56)	0.00	(49,999,930.56)			
08/26/13	08/26/13	RABOBANK USA FIN CORP COMM PAPER -- 0.000% 08/27/2013	74977KVT3	50,000,000.00	(49,999,930.56)	0.00	(49,999,930.56)			
08/26/13	08/26/13	RABOBANK USA FIN CORP COMM PAPER -- 0.000% 08/27/2013	74977KVT3	50,000,000.00	(49,999,930.56)	0.00	(49,999,930.56)			
08/26/13	08/26/13	RABOBANK USA FIN CORP COMM PAPER -- 0.000% 08/27/2013	74977KVT3	11,000,000.00	(10,999,984.72)	0.00	(10,999,984.72)			
08/26/13	08/26/13	BNP PARIBAS FINANCE INC COMM PAPER -- 0.000% 08/27/2013	0556N0VT9	50,000,000.00	(49,999,916.67)	0.00	(49,999,916.67)			
08/26/13	08/26/13	BNP PARIBAS FINANCE INC COMM PAPER -- 0.000% 08/27/2013	0556N0VT9	25,000,000.00	(24,999,958.33)	0.00	(24,999,958.33)			
08/26/13	08/26/13	BNP PARIBAS FINANCE INC COMM PAPER -- 0.000% 08/27/2013	0556N0VT9	50,000,000.00	(49,999,916.67)	0.00	(49,999,916.67)			
08/26/13	08/26/13	BNP PARIBAS FINANCE INC COMM PAPER -- 0.000% 08/27/2013	0556N0VT9	50,000,000.00	(49,999,916.67)	0.00	(49,999,916.67)			
08/27/13	08/27/13	RABOBANK USA FIN CORP COMM PAPER -- 0.000% 08/28/2013	74977KVU0	50,000,000.00	(49,999,944.44)	0.00	(49,999,944.44)			



Managed Account Security Transactions & Interest

For the Month Ending **August 31, 2013**

SAN BERNARDINO COUNTY - 76990800

Transaction Type		Security Description	CUSIP	Par	Principal Proceeds	Accrued Interest	Total	Realized G/L Cost	Realized G/L Amort Cost	Sale Method
Trade	Settle									
BUY										
08/27/13	08/27/13	RABOBANK USA FIN CORP COMM PAPER -- 0.000% 08/28/2013	74977KVU0	50,000,000.00	(49,999,944.44)	0.00	(49,999,944.44)			
08/27/13	08/27/13	RABOBANK USA FIN CORP COMM PAPER -- 0.000% 08/28/2013	74977KVU0	50,000,000.00	(49,999,944.44)	0.00	(49,999,944.44)			
08/27/13	08/27/13	RABOBANK USA FIN CORP COMM PAPER -- 0.000% 08/28/2013	74977KVU0	26,000,000.00	(25,999,971.11)	0.00	(25,999,971.11)			
08/27/13	08/27/13	BNP PARIBAS FINANCE INC COMM PAPER -- 0.000% 08/28/2013	0556N0VU6	50,000,000.00	(49,999,916.67)	0.00	(49,999,916.67)			
08/27/13	08/27/13	BNP PARIBAS FINANCE INC COMM PAPER -- 0.000% 08/28/2013	0556N0VU6	50,000,000.00	(49,999,916.67)	0.00	(49,999,916.67)			
08/27/13	08/27/13	BNP PARIBAS FINANCE INC COMM PAPER -- 0.000% 08/28/2013	0556N0VU6	50,000,000.00	(49,999,916.67)	0.00	(49,999,916.67)			
08/27/13	08/27/13	BNP PARIBAS FINANCE INC COMM PAPER -- 0.000% 08/28/2013	0556N0VU6	30,000,000.00	(29,999,950.00)	0.00	(29,999,950.00)			
08/27/13	08/28/13	TOYOTA MOTOR CREDIT CORP COMM PAPER -- 0.000% 03/03/2014	89233HC36	25,000,000.00	(24,972,729.17)	0.00	(24,972,729.17)			
08/28/13	08/28/13	US BANK NA COMM PAPER -- 0.000% 09/04/2013	9033E0W44	50,000,000.00	(49,999,513.89)	0.00	(49,999,513.89)			
08/28/13	08/28/13	US BANK NA COMM PAPER -- 0.000% 09/04/2013	9033E0W44	27,000,000.00	(26,999,737.50)	0.00	(26,999,737.50)			
08/28/13	08/28/13	TORONTO DOMINION BANK NY CERT DEPOS DTD 08/28/2013 0.330% 09/02/2014	89112TGZ1	25,000,000.00	(25,000,000.00)	0.00	(25,000,000.00)			
08/28/13	08/28/13	BNP PARIBAS FINANCE INC COMM PAPER -- 0.000% 08/29/2013	0556N0VV4	50,000,000.00	(49,999,916.67)	0.00	(49,999,916.67)			



Managed Account Security Transactions & Interest

For the Month Ending **August 31, 2013**

SAN BERNARDINO COUNTY - 76990800

Transaction Type		Security Description	CUSIP	Par	Principal Proceeds	Accrued Interest	Total	Realized G/L Cost	Realized G/L Amort Cost	Sale Method
Trade	Settle									
BUY										
08/28/13	08/28/13	BNP PARIBAS FINANCE INC COMM PAPER -- 0.000% 08/29/2013	0556N0VV4	50,000,000.00	(49,999,916.67)	0.00	(49,999,916.67)			
08/28/13	08/28/13	BNP PARIBAS FINANCE INC COMM PAPER -- 0.000% 08/29/2013	0556N0VV4	50,000,000.00	(49,999,916.67)	0.00	(49,999,916.67)			
08/28/13	08/28/13	BNP PARIBAS FINANCE INC COMM PAPER -- 0.000% 08/29/2013	0556N0VV4	40,000,000.00	(39,999,933.33)	0.00	(39,999,933.33)			
08/28/13	08/28/13	RABOBANK USA FIN CORP COMM PAPER -- 0.000% 08/29/2013	74977KVV8	50,000,000.00	(49,999,944.44)	0.00	(49,999,944.44)			
08/28/13	08/28/13	RABOBANK USA FIN CORP COMM PAPER -- 0.000% 08/29/2013	74977KVV8	50,000,000.00	(49,999,944.44)	0.00	(49,999,944.44)			
08/28/13	08/28/13	RABOBANK USA FIN CORP COMM PAPER -- 0.000% 08/29/2013	74977KVV8	50,000,000.00	(49,999,944.44)	0.00	(49,999,944.44)			
08/28/13	08/28/13	RABOBANK USA FIN CORP COMM PAPER -- 0.000% 08/29/2013	74977KVV8	40,000,000.00	(39,999,955.56)	0.00	(39,999,955.56)			
08/28/13	08/29/13	US TREASURY NOTES DTD 12/31/2010 2.125% 12/31/2015	912828PM6	25,000,000.00	(25,943,359.38)	(86,616.85)	(26,029,976.23)			
08/29/13	08/29/13	US BANK NA COMM PAPER -- 0.000% 09/05/2013	9033E0W51	50,000,000.00	(49,999,513.89)	0.00	(49,999,513.89)			
08/29/13	08/29/13	US BANK NA COMM PAPER -- 0.000% 09/05/2013	9033E0W51	50,000,000.00	(49,999,513.89)	0.00	(49,999,513.89)			
08/29/13	08/29/13	BNP PARIBAS FINANCE INC COMM PAPER -- 0.000% 08/30/2013	0556N0VW2	50,000,000.00	(49,999,930.56)	0.00	(49,999,930.56)			
08/29/13	08/29/13	BNP PARIBAS FINANCE INC COMM PAPER -- 0.000% 08/30/2013	0556N0VW2	50,000,000.00	(49,999,930.56)	0.00	(49,999,930.56)			



Managed Account Security Transactions & Interest

For the Month Ending **August 31, 2013**

SAN BERNARDINO COUNTY - 76990800

Transaction Type	Trade	Settle	Security Description	CUSIP	Par	Principal Proceeds	Accrued Interest	Total	Realized G/L Cost	Realized G/L Amort Cost	Sale Method
BUY											
	08/29/13	08/29/13	BNP PARIBAS FINANCE INC COMM PAPER -- 0.000% 08/30/2013	0556N0VW2	50,000,000.00	(49,999,930.56)	0.00	(49,999,930.56)			
	08/29/13	08/29/13	BNP PARIBAS FINANCE INC COMM PAPER -- 0.000% 08/30/2013	0556N0VW2	50,000,000.00	(49,999,930.56)	0.00	(49,999,930.56)			
	08/29/13	08/29/13	RABOBANK USA FIN CORP COMM PAPER -- 0.000% 08/30/2013	74977KVW6	50,000,000.00	(49,999,944.44)	0.00	(49,999,944.44)			
	08/29/13	08/29/13	RABOBANK USA FIN CORP COMM PAPER -- 0.000% 08/30/2013	74977KVW6	20,000,000.00	(19,999,977.78)	0.00	(19,999,977.78)			
	08/30/13	08/30/13	BNP PARIBAS FINANCE INC COMM PAPER -- 0.000% 09/03/2013	0556N0W35	50,000,000.00	(49,999,722.22)	0.00	(49,999,722.22)			
	08/30/13	08/30/13	BNP PARIBAS FINANCE INC COMM PAPER -- 0.000% 09/03/2013	0556N0W35	50,000,000.00	(49,999,722.22)	0.00	(49,999,722.22)			
	08/30/13	08/30/13	BNP PARIBAS FINANCE INC COMM PAPER -- 0.000% 09/03/2013	0556N0W35	50,000,000.00	(49,999,722.22)	0.00	(49,999,722.22)			
	08/30/13	08/30/13	BNP PARIBAS FINANCE INC COMM PAPER -- 0.000% 09/03/2013	0556N0W35	50,000,000.00	(49,999,722.22)	0.00	(49,999,722.22)			
	08/30/13	08/30/13	US BANK NA COMM PAPER -- 0.000% 09/03/2013	9033E0W36	25,000,000.00	(24,999,916.67)	0.00	(24,999,916.67)			

Transaction Type Sub-Total **7,640,000,000.00 (7,640,847,178.69) (86,964.07) (7,640,934,142.76)**

INTEREST											
	08/01/13	08/01/13	FFCB NOTES (FLOAT) DTD 08/01/2012 0.220% 08/01/2014	3133EAB49	50,000,000.00	0.00	30,555.59	30,555.59			
	08/07/13	08/07/13	FNMA NOTES (CALLABLE) DTD 08/07/2012 0.500% 08/07/2015	3135GONG4	50,000,000.00	0.00	125,000.00	125,000.00			



Managed Account Security Transactions & Interest

For the Month Ending **August 31, 2013**

SAN BERNARDINO COUNTY - 76990800

Transaction Type		Security Description	CUSIP	Par	Principal Proceeds	Accrued Interest	Total	Realized G/L Cost	Realized G/L Amort Cost	Sale Method
Trade	Settle									
INTEREST										
08/07/13	08/07/13	ROYAL BANK OF CANADA NY CD (FLOAT) DTD 02/07/2013 0.310% 02/10/2014	78009NKY1	50,000,000.00	0.00	41,569.50	41,569.50			
08/09/13	08/09/13	FNMA NOTES DTD 06/17/2011 0.500% 08/09/2013	3135G0BR3	12,500,000.00	0.00	31,250.00	31,250.00			
08/09/13	08/09/13	FNMA NOTES DTD 06/17/2011 0.500% 08/09/2013	3135G0BR3	12,500,000.00	0.00	31,250.00	31,250.00			
08/15/13	08/15/13	US TREASURY NOTES DTD 08/15/2012 0.250% 08/15/2015	912828TK6	50,000,000.00	0.00	62,500.00	62,500.00			
08/15/13	08/15/13	US TREASURY NOTES DTD 02/15/2011 1.250% 02/15/2014	912828OH6	50,000,000.00	0.00	312,500.00	312,500.00			
08/17/13	08/19/13	ROYAL BANK OF CANADA NY CD (FLOAT) DTD 04/17/2013 0.304% 04/17/2014	78009NML7	50,000,000.00	0.00	14,297.00	14,297.00			
08/20/13	08/20/13	FREDDIE MAC GLOBAL NOTES DTD 07/26/2011 1.000% 08/20/2014	3134G2UA8	25,000,000.00	0.00	125,000.00	125,000.00			
08/20/13	08/20/13	FREDDIE MAC GLOBAL NOTES DTD 07/26/2011 1.000% 08/20/2014	3134G2UA8	25,000,000.00	0.00	125,000.00	125,000.00			
08/20/13	08/20/13	FREDDIE MAC GLOBAL NOTES DTD 07/26/2011 1.000% 08/20/2014	3134G2UA8	25,000,000.00	0.00	125,000.00	125,000.00			
08/20/13	08/20/13	FNMA NOTES DTD 07/09/2010 1.250% 08/20/2013	31398AX31	50,000,000.00	0.00	312,500.00	312,500.00			
08/20/13	08/20/13	FREDDIE MAC GLOBAL NOTES DTD 07/26/2011 1.000% 08/20/2014	3134G2UA8	25,000,000.00	0.00	125,000.00	125,000.00			
08/25/13	08/25/13	FHLMC NOTES DTD 01/06/2011 1.375% 02/25/2014	3137EACR8	25,000,000.00	0.00	171,875.00	171,875.00			
08/26/13	08/26/13	FNMA NOTES DTD 07/19/2013 0.625% 08/26/2016	3135G0YE7	50,000,000.00	0.00	32,118.06	32,118.06			
08/28/13	08/28/13	FANNIE MAE GLOBAL NOTES DTD 07/20/2012 0.875% 08/28/2017	3135G0MZ3	50,000,000.00	0.00	218,750.00	218,750.00			
08/31/13	08/31/13	FEDERATED GOVT OBLIGATIONS FUND	60934N104	0.00	0.00	194.85	194.85			
08/31/13	08/31/13	FIDELITY GOV'T MM FUND 57	316175108	0.00	0.00	50.96	50.96			
08/31/13	08/31/13	ROYAL BANK OF CANADA NY (FLOAT) DTD 02/28/2013 0.300% 02/28/2014	78009NLM6	25,000,000.00	0.00	19,590.28	19,590.28			



Managed Account Security Transactions & Interest

For the Month Ending **August 31, 2013**

SAN BERNARDINO COUNTY - 76990800

Transaction Type	Trade	Settle	Security Description	CUSIP	Par	Principal Proceeds	Accrued Interest	Total	Realized G/L Cost	Realized G/L Amort Cost	Sale Method
Transaction Type Sub-Total					625,000,000.00	0.00	1,904,001.24	1,904,001.24			
MATURITY											
08/01/13	08/01/13		TOYOTA MOTOR CREDIT CORP COMM PAPER -- 0.000% 08/01/2013	89233GV11	40,000,000.00	40,000,000.00	0.00	40,000,000.00	4,777.78	0.00	
08/01/13	08/01/13		TOYOTA MOTOR CREDIT CORP COMM PAPER -- 0.000% 08/01/2013	89233GV11	25,000,000.00	25,000,000.00	0.00	25,000,000.00	2,187.50	0.00	
08/01/13	08/01/13		GENERAL ELECTRIC CO COMM PAPER -- 0.000% 08/01/2013	36960LV10	50,000,000.00	50,000,000.00	0.00	50,000,000.00	1,666.67	0.00	
08/01/13	08/01/13		BNP PARIBAS FINANCE INC COMM PAPER -- 0.000% 08/01/2013	0556N0V10	50,000,000.00	50,000,000.00	0.00	50,000,000.00	97.22	0.00	
08/01/13	08/01/13		BNP PARIBAS FINANCE INC COMM PAPER -- 0.000% 08/01/2013	0556N0V10	50,000,000.00	50,000,000.00	0.00	50,000,000.00	97.22	0.00	
08/01/13	08/01/13		BNP PARIBAS FINANCE INC COMM PAPER -- 0.000% 08/01/2013	0556N0V10	50,000,000.00	50,000,000.00	0.00	50,000,000.00	97.22	0.00	
08/01/13	08/01/13		BNP PARIBAS FINANCE INC COMM PAPER -- 0.000% 08/01/2013	0556N0V10	50,000,000.00	50,000,000.00	0.00	50,000,000.00	97.22	0.00	
08/01/13	08/01/13		BANK OF MONTREAL CHICAGO CERT DEPOS DTD 06/03/2013 0.140% 08/01/2013	06366ACZ3	50,000,000.00	50,000,000.00	11,472.22	50,011,472.22	0.00	0.00	
08/01/13	08/01/13		US BANK NA COMM PAPER -- 0.000% 08/01/2013	9033E0V11	50,000,000.00	50,000,000.00	0.00	50,000,000.00	138.89	0.00	
08/01/13	08/01/13		US BANK NA COMM PAPER -- 0.000% 08/01/2013	9033E0V11	50,000,000.00	50,000,000.00	0.00	50,000,000.00	138.89	0.00	
08/01/13	08/01/13		TORONTO DOMINION BANK NY CERT DEPOS DTD 06/07/2013 0.130% 08/01/2013	89112W4X2	25,000,000.00	25,000,000.00	4,965.28	25,004,965.28	0.00	0.00	
08/01/13	08/01/13		SVENSKA HANDELSBANKEN NY CERT DEPOS DTD 05/02/2013 0.190% 08/01/2013	86958CXE9	25,000,000.00	25,000,000.00	12,006.94	25,012,006.94	0.00	0.00	



Managed Account Security Transactions & Interest

For the Month Ending **August 31, 2013**

SAN BERNARDINO COUNTY - 76990800

Transaction Type		Security Description	CUSIP	Par	Principal Proceeds	Accrued Interest	Total	Realized G/L Cost	Realized G/L Amort Cost	Sale Method
Trade	Settle									
MATURITY										
08/01/13	08/01/13	SVENSKA HANDELSBANKEN NY CERT DEPOS DTD 04/30/2013 0.195% 08/01/2013	86958CXB5	25,000,000.00	25,000,000.00	12,593.75	25,012,593.75	(1,498.48)	0.00	
08/01/13	08/01/13	TORONTO DOMINION BANK NY CERT DEPOS DTD 06/19/2013 0.130% 08/01/2013	89112W6G7	25,000,000.00	25,000,000.00	3,881.94	25,003,881.94	0.00	0.00	
08/02/13	08/02/13	BNP PARIBAS FINANCE INC COMM PAPER -- 0.000% 08/02/2013	0556N0V28	50,000,000.00	50,000,000.00	0.00	50,000,000.00	97.22	0.00	
08/02/13	08/02/13	BNP PARIBAS FINANCE INC COMM PAPER -- 0.000% 08/02/2013	0556N0V28	50,000,000.00	50,000,000.00	0.00	50,000,000.00	97.22	0.00	
08/02/13	08/02/13	BNP PARIBAS FINANCE INC COMM PAPER -- 0.000% 08/02/2013	0556N0V28	50,000,000.00	50,000,000.00	0.00	50,000,000.00	97.22	0.00	
08/02/13	08/02/13	BNP PARIBAS FINANCE INC COMM PAPER -- 0.000% 08/02/2013	0556N0V28	50,000,000.00	50,000,000.00	0.00	50,000,000.00	97.22	0.00	
08/02/13	08/02/13	FHLMC DISC NOTE -- 0.000% 08/02/2013	313397JX0	20,000,000.00	20,000,000.00	0.00	20,000,000.00	5,111.11	0.00	
08/02/13	08/02/13	RABOBANK USA FIN CORP COMM PAPER -- 0.000% 08/02/2013	74977KV22	50,000,000.00	50,000,000.00	0.00	50,000,000.00	83.33	0.00	
08/02/13	08/02/13	RABOBANK USA FIN CORP COMM PAPER -- 0.000% 08/02/2013	74977KV22	50,000,000.00	50,000,000.00	0.00	50,000,000.00	83.33	0.00	
08/02/13	08/02/13	RABOBANK USA FIN CORP COMM PAPER -- 0.000% 08/02/2013	74977KV22	50,000,000.00	50,000,000.00	0.00	50,000,000.00	83.33	0.00	
08/02/13	08/02/13	RABOBANK USA FIN CORP COMM PAPER -- 0.000% 08/02/2013	74977KV22	50,000,000.00	50,000,000.00	0.00	50,000,000.00	83.33	0.00	
08/05/13	08/05/13	GENERAL ELECTRIC CO COMM PAPER -- 0.000% 08/05/2013	36960LV51	5,000,000.00	5,000,000.00	0.00	5,000,000.00	48.61	0.00	



Managed Account Security Transactions & Interest

For the Month Ending **August 31, 2013**

SAN BERNARDINO COUNTY - 76990800

Transaction Type		Security Description	CUSIP	Par	Principal Proceeds	Accrued Interest	Total	Realized G/L Cost	Realized G/L Amort Cost	Sale Method
Trade	Settle									
MATURITY										
08/05/13	08/05/13	BNP PARIBAS FINANCE INC COMM PAPER -- 0.000% 08/05/2013	0556N0V51	50,000,000.00	50,000,000.00	0.00	50,000,000.00	291.67	0.00	
08/05/13	08/05/13	BNP PARIBAS FINANCE INC COMM PAPER -- 0.000% 08/05/2013	0556N0V51	50,000,000.00	50,000,000.00	0.00	50,000,000.00	291.67	0.00	
08/05/13	08/05/13	BNP PARIBAS FINANCE INC COMM PAPER -- 0.000% 08/05/2013	0556N0V51	50,000,000.00	50,000,000.00	0.00	50,000,000.00	291.67	0.00	
08/05/13	08/05/13	BNP PARIBAS FINANCE INC COMM PAPER -- 0.000% 08/05/2013	0556N0V51	50,000,000.00	50,000,000.00	0.00	50,000,000.00	291.67	0.00	
08/05/13	08/05/13	RABOBANK USA FIN CORP COMM PAPER -- 0.000% 08/05/2013	74977KV55	50,000,000.00	50,000,000.00	0.00	50,000,000.00	250.00	0.00	
08/05/13	08/05/13	RABOBANK USA FIN CORP COMM PAPER -- 0.000% 08/05/2013	74977KV55	50,000,000.00	50,000,000.00	0.00	50,000,000.00	250.00	0.00	
08/05/13	08/05/13	RABOBANK USA FIN CORP COMM PAPER -- 0.000% 08/05/2013	74977KV55	25,000,000.00	25,000,000.00	0.00	25,000,000.00	125.00	0.00	
08/06/13	08/06/13	BNP PARIBAS FINANCE INC COMM PAPER -- 0.000% 08/06/2013	0556N0V69	50,000,000.00	50,000,000.00	0.00	50,000,000.00	97.22	0.00	
08/06/13	08/06/13	BNP PARIBAS FINANCE INC COMM PAPER -- 0.000% 08/06/2013	0556N0V69	50,000,000.00	50,000,000.00	0.00	50,000,000.00	97.22	0.00	
08/06/13	08/06/13	BNP PARIBAS FINANCE INC COMM PAPER -- 0.000% 08/06/2013	0556N0V69	40,000,000.00	40,000,000.00	0.00	40,000,000.00	77.78	0.00	
08/06/13	08/06/13	BNP PARIBAS FINANCE INC COMM PAPER -- 0.000% 08/06/2013	0556N0V69	50,000,000.00	50,000,000.00	0.00	50,000,000.00	97.22	0.00	



Managed Account Security Transactions & Interest

For the Month Ending **August 31, 2013**

SAN BERNARDINO COUNTY - 76990800

Transaction Type		Security Description	CUSIP	Par	Principal Proceeds	Accrued Interest	Total	Realized G/L Cost	Realized G/L Amort Cost	Sale Method
Trade	Settle									
MATURITY										
08/06/13	08/06/13	BANK OF NOVA SCOTIA NY COMM PAPER -- 0.000% 08/06/2013	06416JV67	25,000,000.00	25,000,000.00	0.00	25,000,000.00	291.67	0.00	
08/06/13	08/06/13	RABOBANK USA FIN CORP COMM PAPER -- 0.000% 08/06/2013	74977KV63	50,000,000.00	50,000,000.00	0.00	50,000,000.00	97.22	0.00	
08/06/13	08/06/13	RABOBANK USA FIN CORP COMM PAPER -- 0.000% 08/06/2013	74977KV63	50,000,000.00	50,000,000.00	0.00	50,000,000.00	97.22	0.00	
08/06/13	08/06/13	RABOBANK USA FIN CORP COMM PAPER -- 0.000% 08/06/2013	74977KV63	40,000,000.00	40,000,000.00	0.00	40,000,000.00	77.78	0.00	
08/07/13	08/07/13	BANK OF MONTREAL CHICAGO CERT DEPOS DTD 06/07/2013 0.130% 08/07/2013	06366AEA6	25,000,000.00	25,000,000.00	5,506.94	25,005,506.94	0.00	0.00	
08/07/13	08/07/13	US BANK NA COMM PAPER -- 0.000% 08/07/2013	9033E0V78	50,000,000.00	50,000,000.00	0.00	50,000,000.00	4,166.67	0.00	
08/07/13	08/07/13	BNP PARIBAS FINANCE INC COMM PAPER -- 0.000% 08/07/2013	0556N0V77	50,000,000.00	50,000,000.00	0.00	50,000,000.00	97.22	0.00	
08/07/13	08/07/13	BNP PARIBAS FINANCE INC COMM PAPER -- 0.000% 08/07/2013	0556N0V77	50,000,000.00	50,000,000.00	0.00	50,000,000.00	97.22	0.00	
08/07/13	08/07/13	BNP PARIBAS FINANCE INC COMM PAPER -- 0.000% 08/07/2013	0556N0V77	50,000,000.00	50,000,000.00	0.00	50,000,000.00	97.22	0.00	
08/07/13	08/07/13	BNP PARIBAS FINANCE INC COMM PAPER -- 0.000% 08/07/2013	0556N0V77	40,000,000.00	40,000,000.00	0.00	40,000,000.00	77.78	0.00	
08/07/13	08/07/13	RABOBANK USA FIN CORP COMM PAPER -- 0.000% 08/07/2013	74977KV71	50,000,000.00	50,000,000.00	0.00	50,000,000.00	97.22	0.00	



Managed Account Security Transactions & Interest

For the Month Ending **August 31, 2013**

SAN BERNARDINO COUNTY - 76990800

Transaction Type		Security Description	CUSIP	Par	Principal Proceeds	Accrued Interest	Total	Realized G/L Cost	Realized G/L Amort Cost	Sale Method
Trade	Settle									
MATURITY										
08/07/13	08/07/13	RABOBANK USA FIN CORP COMM PAPER -- 0.000% 08/07/2013	74977KV71	50,000,000.00	50,000,000.00	0.00	50,000,000.00	97.22	0.00	
08/07/13	08/07/13	RABOBANK USA FIN CORP COMM PAPER -- 0.000% 08/07/2013	74977KV71	50,000,000.00	50,000,000.00	0.00	50,000,000.00	97.22	0.00	
08/07/13	08/07/13	RABOBANK USA FIN CORP COMM PAPER -- 0.000% 08/07/2013	74977KV71	15,000,000.00	15,000,000.00	0.00	15,000,000.00	29.17	0.00	
08/08/13	08/08/13	BNP PARIBAS FINANCE INC COMM PAPER -- 0.000% 08/08/2013	0556N0V85	20,000,000.00	20,000,000.00	0.00	20,000,000.00	38.89	0.00	
08/08/13	08/08/13	RABOBANK USA FIN CORP COMM PAPER -- 0.000% 08/08/2013	74977KV89	50,000,000.00	50,000,000.00	0.00	50,000,000.00	97.22	0.00	
08/08/13	08/08/13	RABOBANK USA FIN CORP COMM PAPER -- 0.000% 08/08/2013	74977KV89	50,000,000.00	50,000,000.00	0.00	50,000,000.00	97.22	0.00	
08/08/13	08/08/13	RABOBANK USA FIN CORP COMM PAPER -- 0.000% 08/08/2013	74977KV89	50,000,000.00	50,000,000.00	0.00	50,000,000.00	97.22	0.00	
08/08/13	08/08/13	RABOBANK USA FIN CORP COMM PAPER -- 0.000% 08/08/2013	74977KV89	25,000,000.00	25,000,000.00	0.00	25,000,000.00	48.61	0.00	
08/08/13	08/08/13	BNP PARIBAS FINANCE INC COMM PAPER -- 0.000% 08/08/2013	0556N0V85	50,000,000.00	50,000,000.00	0.00	50,000,000.00	97.22	0.00	
08/08/13	08/08/13	BNP PARIBAS FINANCE INC COMM PAPER -- 0.000% 08/08/2013	0556N0V85	50,000,000.00	50,000,000.00	0.00	50,000,000.00	97.22	0.00	
08/08/13	08/08/13	BNP PARIBAS FINANCE INC COMM PAPER -- 0.000% 08/08/2013	0556N0V85	50,000,000.00	50,000,000.00	0.00	50,000,000.00	97.22	0.00	



Managed Account Security Transactions & Interest

For the Month Ending **August 31, 2013**

SAN BERNARDINO COUNTY - 76990800

Transaction Type		Security Description	CUSIP	Par	Principal Proceeds	Accrued Interest	Total	Realized G/L Cost	Realized G/L Amort Cost	Sale Method
Trade	Settle									
MATURITY										
08/09/13	08/09/13	BNP PARIBAS FINANCE INC COMM PAPER -- 0.000% 08/09/2013	0556N0V93	50,000,000.00	50,000,000.00	0.00	50,000,000.00	97.22	0.00	
08/09/13	08/09/13	BNP PARIBAS FINANCE INC COMM PAPER -- 0.000% 08/09/2013	0556N0V93	50,000,000.00	50,000,000.00	0.00	50,000,000.00	97.22	0.00	
08/09/13	08/09/13	BNP PARIBAS FINANCE INC COMM PAPER -- 0.000% 08/09/2013	0556N0V93	50,000,000.00	50,000,000.00	0.00	50,000,000.00	97.22	0.00	
08/09/13	08/09/13	BNP PARIBAS FINANCE INC COMM PAPER -- 0.000% 08/09/2013	0556N0V93	20,000,000.00	20,000,000.00	0.00	20,000,000.00	38.89	0.00	
08/09/13	08/09/13	FNMA NOTES DTD 06/17/2011 0.500% 08/09/2013	3135G0BR3	12,500,000.00	12,500,000.00	0.00	12,500,000.00	20,875.00	0.00	
08/09/13	08/09/13	FNMA NOTES DTD 06/17/2011 0.500% 08/09/2013	3135G0BR3	12,500,000.00	12,500,000.00	0.00	12,500,000.00	22,875.00	0.00	
08/09/13	08/09/13	RABOBANK USA FIN CORP COMM PAPER -- 0.000% 08/09/2013	74977KV97	50,000,000.00	50,000,000.00	0.00	50,000,000.00	97.22	0.00	
08/09/13	08/09/13	RABOBANK USA FIN CORP COMM PAPER -- 0.000% 08/09/2013	74977KV97	50,000,000.00	50,000,000.00	0.00	50,000,000.00	97.22	0.00	
08/09/13	08/09/13	RABOBANK USA FIN CORP COMM PAPER -- 0.000% 08/09/2013	74977KV97	50,000,000.00	50,000,000.00	0.00	50,000,000.00	97.22	0.00	
08/09/13	08/09/13	RABOBANK USA FIN CORP COMM PAPER -- 0.000% 08/09/2013	74977KV97	10,000,000.00	10,000,000.00	0.00	10,000,000.00	19.44	0.00	
08/12/13	08/12/13	RABOBANK USA FIN CORP COMM PAPER -- 0.000% 08/12/2013	74977KVC0	50,000,000.00	50,000,000.00	0.00	50,000,000.00	291.67	0.00	
08/12/13	08/12/13	RABOBANK USA FIN CORP COMM PAPER -- 0.000% 08/12/2013	74977KVC0	50,000,000.00	50,000,000.00	0.00	50,000,000.00	291.67	0.00	



Managed Account Security Transactions & Interest

For the Month Ending **August 31, 2013**

SAN BERNARDINO COUNTY - 76990800

Transaction Type		Security Description	CUSIP	Par	Principal Proceeds	Accrued Interest	Total	Realized G/L Cost	Realized G/L Amort Cost	Sale Method
Trade	Settle									
MATURITY										
08/12/13	08/12/13	RABOBANK USA FIN CORP COMM PAPER -- 0.000% 08/12/2013	74977KVC0	50,000,000.00	50,000,000.00	0.00	50,000,000.00	291.67	0.00	
08/12/13	08/12/13	US BANK NA COMM PAPER -- 0.000% 08/12/2013	9033E0VC7	25,000,000.00	25,000,000.00	0.00	25,000,000.00	2,125.00	0.00	
08/12/13	08/12/13	BNP PARIBAS FINANCE INC COMM PAPER -- 0.000% 08/12/2013	0556N0VC6	50,000,000.00	50,000,000.00	0.00	50,000,000.00	291.67	0.00	
08/12/13	08/12/13	BNP PARIBAS FINANCE INC COMM PAPER -- 0.000% 08/12/2013	0556N0VC6	50,000,000.00	50,000,000.00	0.00	50,000,000.00	291.67	0.00	
08/12/13	08/12/13	BNP PARIBAS FINANCE INC COMM PAPER -- 0.000% 08/12/2013	0556N0VC6	50,000,000.00	50,000,000.00	0.00	50,000,000.00	291.67	0.00	
08/12/13	08/12/13	BNP PARIBAS FINANCE INC COMM PAPER -- 0.000% 08/12/2013	0556N0VC6	20,000,000.00	20,000,000.00	0.00	20,000,000.00	116.67	0.00	
08/13/13	08/13/13	BNP PARIBAS FINANCE INC COMM PAPER -- 0.000% 08/13/2013	0556N0VD4	50,000,000.00	50,000,000.00	0.00	50,000,000.00	97.22	0.00	
08/13/13	08/13/13	BNP PARIBAS FINANCE INC COMM PAPER -- 0.000% 08/13/2013	0556N0VD4	25,000,000.00	25,000,000.00	0.00	25,000,000.00	48.61	0.00	
08/13/13	08/13/13	BNP PARIBAS FINANCE INC COMM PAPER -- 0.000% 08/13/2013	0556N0VD4	50,000,000.00	50,000,000.00	0.00	50,000,000.00	97.22	0.00	
08/13/13	08/13/13	BNP PARIBAS FINANCE INC COMM PAPER -- 0.000% 08/13/2013	0556N0VD4	50,000,000.00	50,000,000.00	0.00	50,000,000.00	97.22	0.00	
08/13/13	08/13/13	RABOBANK USA FIN CORP COMM PAPER -- 0.000% 08/13/2013	74977KVD8	50,000,000.00	50,000,000.00	0.00	50,000,000.00	97.22	0.00	



Managed Account Security Transactions & Interest

For the Month Ending **August 31, 2013**

SAN BERNARDINO COUNTY - 76990800

Transaction Type		Security Description	CUSIP	Par	Principal Proceeds	Accrued Interest	Total	Realized G/L Cost	Realized G/L Amort Cost	Sale Method
Trade	Settle									
MATURITY										
08/13/13	08/13/13	RABOBANK USA FIN CORP COMM PAPER -- 0.000% 08/13/2013	74977KVD8	50,000,000.00	50,000,000.00	0.00	50,000,000.00	97.22	0.00	
08/13/13	08/13/13	RABOBANK USA FIN CORP COMM PAPER -- 0.000% 08/13/2013	74977KVD8	50,000,000.00	50,000,000.00	0.00	50,000,000.00	97.22	0.00	
08/14/13	08/14/13	RABOBANK USA FIN CORP COMM PAPER -- 0.000% 08/14/2013	74977KVE6	50,000,000.00	50,000,000.00	0.00	50,000,000.00	97.22	0.00	
08/14/13	08/14/13	RABOBANK USA FIN CORP COMM PAPER -- 0.000% 08/14/2013	74977KVE6	50,000,000.00	50,000,000.00	0.00	50,000,000.00	97.22	0.00	
08/14/13	08/14/13	RABOBANK USA FIN CORP COMM PAPER -- 0.000% 08/14/2013	74977KVE6	50,000,000.00	50,000,000.00	0.00	50,000,000.00	97.22	0.00	
08/14/13	08/14/13	BNP PARIBAS FINANCE INC COMM PAPER -- 0.000% 08/14/2013	0556N0VE2	50,000,000.00	50,000,000.00	0.00	50,000,000.00	97.22	0.00	
08/14/13	08/14/13	BNP PARIBAS FINANCE INC COMM PAPER -- 0.000% 08/14/2013	0556N0VE2	50,000,000.00	50,000,000.00	0.00	50,000,000.00	97.22	0.00	
08/14/13	08/14/13	BNP PARIBAS FINANCE INC COMM PAPER -- 0.000% 08/14/2013	0556N0VE2	50,000,000.00	50,000,000.00	0.00	50,000,000.00	97.22	0.00	
08/14/13	08/14/13	BNP PARIBAS FINANCE INC COMM PAPER -- 0.000% 08/14/2013	0556N0VE2	20,000,000.00	20,000,000.00	0.00	20,000,000.00	38.89	0.00	
08/15/13	08/15/13	US BANK NA COMM PAPER -- 0.000% 08/15/2013	9033E0VF0	25,000,000.00	25,000,000.00	0.00	25,000,000.00	2,312.50	0.00	
08/15/13	08/15/13	BNP PARIBAS FINANCE INC COMM PAPER -- 0.000% 08/15/2013	0556N0VF9	50,000,000.00	50,000,000.00	0.00	50,000,000.00	97.22	0.00	



Managed Account Security Transactions & Interest

For the Month Ending **August 31, 2013**

SAN BERNARDINO COUNTY - 76990800

Transaction Type		Security Description	CUSIP	Par	Principal Proceeds	Accrued Interest	Total	Realized G/L Cost	Realized G/L Amort Cost	Sale Method
Trade	Settle									
MATURITY										
08/15/13	08/15/13	BNP PARIBAS FINANCE INC COMM PAPER -- 0.000% 08/15/2013	0556N0VF9	20,000,000.00	20,000,000.00	0.00	20,000,000.00	38.89	0.00	
08/15/13	08/15/13	BNP PARIBAS FINANCE INC COMM PAPER -- 0.000% 08/15/2013	0556N0VF9	50,000,000.00	50,000,000.00	0.00	50,000,000.00	97.22	0.00	
08/15/13	08/15/13	BNP PARIBAS FINANCE INC COMM PAPER -- 0.000% 08/15/2013	0556N0VF9	50,000,000.00	50,000,000.00	0.00	50,000,000.00	97.22	0.00	
08/15/13	08/15/13	RABOBANK USA FIN CORP COMM PAPER -- 0.000% 08/15/2013	74977KVF3	50,000,000.00	50,000,000.00	0.00	50,000,000.00	97.22	0.00	
08/15/13	08/15/13	RABOBANK USA FIN CORP COMM PAPER -- 0.000% 08/15/2013	74977KVF3	50,000,000.00	50,000,000.00	0.00	50,000,000.00	97.22	0.00	
08/15/13	08/15/13	RABOBANK USA FIN CORP COMM PAPER -- 0.000% 08/15/2013	74977KVF3	20,000,000.00	20,000,000.00	0.00	20,000,000.00	38.89	0.00	
08/16/13	08/16/13	BNP PARIBAS FINANCE INC COMM PAPER -- 0.000% 08/16/2013	0556N0VG7	50,000,000.00	50,000,000.00	0.00	50,000,000.00	97.22	0.00	
08/16/13	08/16/13	BNP PARIBAS FINANCE INC COMM PAPER -- 0.000% 08/16/2013	0556N0VG7	50,000,000.00	50,000,000.00	0.00	50,000,000.00	97.22	0.00	
08/16/13	08/16/13	BNP PARIBAS FINANCE INC COMM PAPER -- 0.000% 08/16/2013	0556N0VG7	1,000,000.00	1,000,000.00	0.00	1,000,000.00	1.94	0.00	
08/16/13	08/16/13	BNP PARIBAS FINANCE INC COMM PAPER -- 0.000% 08/16/2013	0556N0VG7	50,000,000.00	50,000,000.00	0.00	50,000,000.00	97.22	0.00	
08/16/13	08/16/13	RABOBANK USA FIN CORP COMM PAPER -- 0.000% 08/16/2013	74977KVG1	50,000,000.00	50,000,000.00	0.00	50,000,000.00	97.22	0.00	



Managed Account Security Transactions & Interest

For the Month Ending **August 31, 2013**

SAN BERNARDINO COUNTY - 76990800

Transaction Type		Security Description	CUSIP	Par	Principal Proceeds	Accrued Interest	Total	Realized G/L Cost	Realized G/L Amort Cost	Sale Method
Trade	Settle									
MATURITY										
08/16/13	08/16/13	RABOBANK USA FIN CORP COMM PAPER -- 0.000% 08/16/2013	74977KVG1	50,000,000.00	50,000,000.00	0.00	50,000,000.00	97.22	0.00	
08/16/13	08/16/13	RABOBANK USA FIN CORP COMM PAPER -- 0.000% 08/16/2013	74977KVG1	50,000,000.00	50,000,000.00	0.00	50,000,000.00	97.22	0.00	
08/19/13	08/19/13	RABOBANK USA FIN CORP COMM PAPER -- 0.000% 08/19/2013	74977KVK2	50,000,000.00	50,000,000.00	0.00	50,000,000.00	291.67	0.00	
08/19/13	08/19/13	RABOBANK USA FIN CORP COMM PAPER -- 0.000% 08/19/2013	74977KVK2	50,000,000.00	50,000,000.00	0.00	50,000,000.00	291.67	0.00	
08/19/13	08/19/13	RABOBANK USA FIN CORP COMM PAPER -- 0.000% 08/19/2013	74977KVK2	50,000,000.00	50,000,000.00	0.00	50,000,000.00	291.67	0.00	
08/19/13	08/19/13	RABOBANK USA FIN CORP COMM PAPER -- 0.000% 08/19/2013	74977KVK2	25,000,000.00	25,000,000.00	0.00	25,000,000.00	145.83	0.00	
08/19/13	08/19/13	BNP PARIBAS FINANCE INC COMM PAPER -- 0.000% 08/19/2013	0556N0VK8	50,000,000.00	50,000,000.00	0.00	50,000,000.00	291.67	0.00	
08/19/13	08/19/13	BNP PARIBAS FINANCE INC COMM PAPER -- 0.000% 08/19/2013	0556N0VK8	50,000,000.00	50,000,000.00	0.00	50,000,000.00	291.67	0.00	
08/19/13	08/19/13	BNP PARIBAS FINANCE INC COMM PAPER -- 0.000% 08/19/2013	0556N0VK8	8,000,000.00	8,000,000.00	0.00	8,000,000.00	46.67	0.00	
08/20/13	08/20/13	BNP PARIBAS FINANCE INC COMM PAPER -- 0.000% 08/20/2013	0556N0VL6	50,000,000.00	50,000,000.00	0.00	50,000,000.00	97.22	0.00	
08/20/13	08/20/13	FNMA NOTES DTD 07/09/2010 1.250% 08/20/2013	31398AX31	50,000,000.00	50,000,000.00	0.00	50,000,000.00	(324,000.00)	0.00	



Managed Account Security Transactions & Interest

For the Month Ending **August 31, 2013**

SAN BERNARDINO COUNTY - 76990800

Transaction Type		Security Description	CUSIP	Par	Principal Proceeds	Accrued Interest	Total	Realized G/L Cost	Realized G/L Amort Cost	Sale Method
Trade	Settle									
MATURITY										
08/20/13	08/20/13	BNP PARIBAS FINANCE INC COMM PAPER -- 0.000% 08/20/2013	0556N0VL6	22,000,000.00	22,000,000.00	0.00	22,000,000.00	42.78	0.00	
08/20/13	08/20/13	BNP PARIBAS FINANCE INC COMM PAPER -- 0.000% 08/20/2013	0556N0VL6	50,000,000.00	50,000,000.00	0.00	50,000,000.00	97.22	0.00	
08/20/13	08/20/13	BNP PARIBAS FINANCE INC COMM PAPER -- 0.000% 08/20/2013	0556N0VL6	50,000,000.00	50,000,000.00	0.00	50,000,000.00	97.22	0.00	
08/20/13	08/20/13	RABOBANK USA FIN CORP COMM PAPER -- 0.000% 08/20/2013	74977KVL0	50,000,000.00	50,000,000.00	0.00	50,000,000.00	97.22	0.00	
08/20/13	08/20/13	RABOBANK USA FIN CORP COMM PAPER -- 0.000% 08/20/2013	74977KVL0	50,000,000.00	50,000,000.00	0.00	50,000,000.00	97.22	0.00	
08/21/13	08/21/13	BNP PARIBAS FINANCE INC COMM PAPER -- 0.000% 08/21/2013	0556N0VM4	50,000,000.00	50,000,000.00	0.00	50,000,000.00	97.22	0.00	
08/21/13	08/21/13	BNP PARIBAS FINANCE INC COMM PAPER -- 0.000% 08/21/2013	0556N0VM4	50,000,000.00	50,000,000.00	0.00	50,000,000.00	97.22	0.00	
08/21/13	08/21/13	BNP PARIBAS FINANCE INC COMM PAPER -- 0.000% 08/21/2013	0556N0VM4	50,000,000.00	50,000,000.00	0.00	50,000,000.00	97.22	0.00	
08/21/13	08/21/13	RABOBANK USA FIN CORP COMM PAPER -- 0.000% 08/21/2013	74977KVM8	47,000,000.00	47,000,000.00	0.00	47,000,000.00	91.39	0.00	
08/21/13	08/21/13	RABOBANK USA FIN CORP COMM PAPER -- 0.000% 08/21/2013	74977KVM8	50,000,000.00	50,000,000.00	0.00	50,000,000.00	97.22	0.00	
08/21/13	08/21/13	RABOBANK USA FIN CORP COMM PAPER -- 0.000% 08/21/2013	74977KVM8	50,000,000.00	50,000,000.00	0.00	50,000,000.00	97.22	0.00	



Managed Account Security Transactions & Interest

For the Month Ending **August 31, 2013**

SAN BERNARDINO COUNTY - 76990800

Transaction Type		Security Description	CUSIP	Par	Principal Proceeds	Accrued Interest	Total	Realized G/L Cost	Realized G/L Amort Cost	Sale Method
Trade	Settle									
MATURITY										
08/22/13	08/22/13	BNP PARIBAS FINANCE INC COMM PAPER -- 0.000% 08/22/2013	0556N0VN2	50,000,000.00	50,000,000.00	0.00	50,000,000.00	97.22	0.00	
08/22/13	08/22/13	BNP PARIBAS FINANCE INC COMM PAPER -- 0.000% 08/22/2013	0556N0VN2	50,000,000.00	50,000,000.00	0.00	50,000,000.00	97.22	0.00	
08/22/13	08/22/13	BNP PARIBAS FINANCE INC COMM PAPER -- 0.000% 08/22/2013	0556N0VN2	50,000,000.00	50,000,000.00	0.00	50,000,000.00	97.22	0.00	
08/22/13	08/22/13	RABOBANK USA FIN CORP COMM PAPER -- 0.000% 08/22/2013	74977KVN6	50,000,000.00	50,000,000.00	0.00	50,000,000.00	97.22	0.00	
08/22/13	08/22/13	RABOBANK USA FIN CORP COMM PAPER -- 0.000% 08/22/2013	74977KVN6	50,000,000.00	50,000,000.00	0.00	50,000,000.00	97.22	0.00	
08/22/13	08/22/13	RABOBANK USA FIN CORP COMM PAPER -- 0.000% 08/22/2013	74977KVN6	21,000,000.00	21,000,000.00	0.00	21,000,000.00	40.83	0.00	
08/23/13	08/23/13	RABOBANK USA FIN CORP COMM PAPER -- 0.000% 08/23/2013	74977KVP1	50,000,000.00	50,000,000.00	0.00	50,000,000.00	83.33	0.00	
08/23/13	08/23/13	RABOBANK USA FIN CORP COMM PAPER -- 0.000% 08/23/2013	74977KVP1	50,000,000.00	50,000,000.00	0.00	50,000,000.00	83.33	0.00	
08/23/13	08/23/13	RABOBANK USA FIN CORP COMM PAPER -- 0.000% 08/23/2013	74977KVP1	50,000,000.00	50,000,000.00	0.00	50,000,000.00	83.33	0.00	
08/23/13	08/23/13	RABOBANK USA FIN CORP COMM PAPER -- 0.000% 08/23/2013	74977KVP1	25,000,000.00	25,000,000.00	0.00	25,000,000.00	41.67	0.00	
08/23/13	08/23/13	US BANK NA COMM PAPER -- 0.000% 08/23/2013	9033E0VP8	50,000,000.00	50,000,000.00	0.00	50,000,000.00	55.56	0.00	



Managed Account Security Transactions & Interest

For the Month Ending **August 31, 2013**

SAN BERNARDINO COUNTY - 76990800

Transaction Type		Security Description	CUSIP	Par	Principal Proceeds	Accrued Interest	Total	Realized G/L Cost	Realized G/L Amort Cost	Sale Method
Trade	Settle									
MATURITY										
08/23/13	08/23/13	BNP PARIBAS FINANCE INC COMM PAPER -- 0.000% 08/23/2013	0556N0VP7	50,000,000.00	50,000,000.00	0.00	50,000,000.00	83.33	0.00	
08/23/13	08/23/13	BNP PARIBAS FINANCE INC COMM PAPER -- 0.000% 08/23/2013	0556N0VP7	50,000,000.00	50,000,000.00	0.00	50,000,000.00	83.33	0.00	
08/23/13	08/23/13	BNP PARIBAS FINANCE INC COMM PAPER -- 0.000% 08/23/2013	0556N0VP7	50,000,000.00	50,000,000.00	0.00	50,000,000.00	83.33	0.00	
08/23/13	08/23/13	BNP PARIBAS FINANCE INC COMM PAPER -- 0.000% 08/23/2013	0556N0VP7	17,000,000.00	17,000,000.00	0.00	17,000,000.00	28.33	0.00	
08/26/13	08/26/13	BNP PARIBAS FINANCE INC COMM PAPER -- 0.000% 08/26/2013	0556N0VS1	50,000,000.00	50,000,000.00	0.00	50,000,000.00	250.00	0.00	
08/26/13	08/26/13	BNP PARIBAS FINANCE INC COMM PAPER -- 0.000% 08/26/2013	0556N0VS1	50,000,000.00	50,000,000.00	0.00	50,000,000.00	250.00	0.00	
08/26/13	08/26/13	BNP PARIBAS FINANCE INC COMM PAPER -- 0.000% 08/26/2013	0556N0VS1	50,000,000.00	50,000,000.00	0.00	50,000,000.00	250.00	0.00	
08/26/13	08/26/13	BNP PARIBAS FINANCE INC COMM PAPER -- 0.000% 08/26/2013	0556N0VS1	25,000,000.00	25,000,000.00	0.00	25,000,000.00	125.00	0.00	
08/26/13	08/26/13	RABOBANK USA FIN CORP COMM PAPER -- 0.000% 08/26/2013	74977KVS5	50,000,000.00	50,000,000.00	0.00	50,000,000.00	250.00	0.00	
08/26/13	08/26/13	RABOBANK USA FIN CORP COMM PAPER -- 0.000% 08/26/2013	74977KVS5	50,000,000.00	50,000,000.00	0.00	50,000,000.00	250.00	0.00	
08/26/13	08/26/13	RABOBANK USA FIN CORP COMM PAPER -- 0.000% 08/26/2013	74977KVS5	50,000,000.00	50,000,000.00	0.00	50,000,000.00	250.00	0.00	



Managed Account Security Transactions & Interest

For the Month Ending **August 31, 2013**

SAN BERNARDINO COUNTY - 76990800

Transaction Type		Security Description	CUSIP	Par	Principal Proceeds	Accrued Interest	Total	Realized G/L Cost	Realized G/L Amort Cost	Sale Method
Trade	Settle									
MATURITY										
08/26/13	08/26/13	RABOBANK USA FIN CORP COMM PAPER -- 0.000% 08/26/2013	74977KVS5	15,000,000.00	15,000,000.00	0.00	15,000,000.00	75.00	0.00	
08/27/13	08/27/13	RABOBANK USA FIN CORP COMM PAPER -- 0.000% 08/27/2013	74977KVT3	50,000,000.00	50,000,000.00	0.00	50,000,000.00	69.44	0.00	
08/27/13	08/27/13	RABOBANK USA FIN CORP COMM PAPER -- 0.000% 08/27/2013	74977KVT3	50,000,000.00	50,000,000.00	0.00	50,000,000.00	69.44	0.00	
08/27/13	08/27/13	RABOBANK USA FIN CORP COMM PAPER -- 0.000% 08/27/2013	74977KVT3	50,000,000.00	50,000,000.00	0.00	50,000,000.00	69.44	0.00	
08/27/13	08/27/13	RABOBANK USA FIN CORP COMM PAPER -- 0.000% 08/27/2013	74977KVT3	11,000,000.00	11,000,000.00	0.00	11,000,000.00	15.28	0.00	
08/27/13	08/27/13	BNP PARIBAS FINANCE INC COMM PAPER -- 0.000% 08/27/2013	0556N0VT9	50,000,000.00	50,000,000.00	0.00	50,000,000.00	83.33	0.00	
08/27/13	08/27/13	BNP PARIBAS FINANCE INC COMM PAPER -- 0.000% 08/27/2013	0556N0VT9	50,000,000.00	50,000,000.00	0.00	50,000,000.00	83.33	0.00	
08/27/13	08/27/13	BNP PARIBAS FINANCE INC COMM PAPER -- 0.000% 08/27/2013	0556N0VT9	25,000,000.00	25,000,000.00	0.00	25,000,000.00	41.67	0.00	
08/27/13	08/27/13	BNP PARIBAS FINANCE INC COMM PAPER -- 0.000% 08/27/2013	0556N0VT9	50,000,000.00	50,000,000.00	0.00	50,000,000.00	83.33	0.00	
08/28/13	08/28/13	BNP PARIBAS FINANCE INC COMM PAPER -- 0.000% 08/28/2013	0556N0VU6	50,000,000.00	50,000,000.00	0.00	50,000,000.00	83.33	0.00	
08/28/13	08/28/13	BNP PARIBAS FINANCE INC COMM PAPER -- 0.000% 08/28/2013	0556N0VU6	50,000,000.00	50,000,000.00	0.00	50,000,000.00	83.33	0.00	



Managed Account Security Transactions & Interest

For the Month Ending **August 31, 2013**

SAN BERNARDINO COUNTY - 76990800

Transaction Type		Security Description	CUSIP	Par	Principal Proceeds	Accrued Interest	Total	Realized G/L Cost	Realized G/L Amort Cost	Sale Method
Trade	Settle									
MATURITY										
08/28/13	08/28/13	BNP PARIBAS FINANCE INC COMM PAPER -- 0.000% 08/28/2013	0556N0VU6	50,000,000.00	50,000,000.00	0.00	50,000,000.00	83.33	0.00	
08/28/13	08/28/13	BNP PARIBAS FINANCE INC COMM PAPER -- 0.000% 08/28/2013	0556N0VU6	30,000,000.00	30,000,000.00	0.00	30,000,000.00	50.00	0.00	
08/28/13	08/28/13	TORONTO DOMINION BANK NY CERT DEPOS DTD 08/28/2012 0.400% 08/28/2013	89112X2K0	50,000,000.00	50,000,000.00	202,777.78	50,202,777.78	0.00	0.00	
08/28/13	08/28/13	RABOBANK USA FIN CORP COMM PAPER -- 0.000% 08/28/2013	74977KVU0	50,000,000.00	50,000,000.00	0.00	50,000,000.00	55.56	0.00	
08/28/13	08/28/13	RABOBANK USA FIN CORP COMM PAPER -- 0.000% 08/28/2013	74977KVU0	50,000,000.00	50,000,000.00	0.00	50,000,000.00	55.56	0.00	
08/28/13	08/28/13	RABOBANK USA FIN CORP COMM PAPER -- 0.000% 08/28/2013	74977KVU0	50,000,000.00	50,000,000.00	0.00	50,000,000.00	55.56	0.00	
08/28/13	08/28/13	RABOBANK USA FIN CORP COMM PAPER -- 0.000% 08/28/2013	74977KVU0	26,000,000.00	26,000,000.00	0.00	26,000,000.00	28.89	0.00	
08/29/13	08/29/13	RABOBANK USA FIN CORP COMM PAPER -- 0.000% 08/29/2013	74977KVV8	50,000,000.00	50,000,000.00	0.00	50,000,000.00	55.56	0.00	
08/29/13	08/29/13	RABOBANK USA FIN CORP COMM PAPER -- 0.000% 08/29/2013	74977KVV8	40,000,000.00	40,000,000.00	0.00	40,000,000.00	44.44	0.00	
08/29/13	08/29/13	RABOBANK USA FIN CORP COMM PAPER -- 0.000% 08/29/2013	74977KVV8	50,000,000.00	50,000,000.00	0.00	50,000,000.00	55.56	0.00	
08/29/13	08/29/13	RABOBANK USA FIN CORP COMM PAPER -- 0.000% 08/29/2013	74977KVV8	50,000,000.00	50,000,000.00	0.00	50,000,000.00	55.56	0.00	



Managed Account Security Transactions & Interest

For the Month Ending **August 31, 2013**

SAN BERNARDINO COUNTY - 76990800

Transaction Type		Security Description	CUSIP	Par	Principal Proceeds	Accrued Interest	Total	Realized G/L Cost	Realized G/L Amort Cost	Sale Method
Trade	Settle									
MATURITY										
08/29/13	08/29/13	BNP PARIBAS FINANCE INC COMM PAPER -- 0.000% 08/29/2013	0556N0VV4	50,000,000.00	50,000,000.00	0.00	50,000,000.00	83.33	0.00	
08/29/13	08/29/13	BNP PARIBAS FINANCE INC COMM PAPER -- 0.000% 08/29/2013	0556N0VV4	50,000,000.00	50,000,000.00	0.00	50,000,000.00	83.33	0.00	
08/29/13	08/29/13	BNP PARIBAS FINANCE INC COMM PAPER -- 0.000% 08/29/2013	0556N0VV4	40,000,000.00	40,000,000.00	0.00	40,000,000.00	66.67	0.00	
08/29/13	08/29/13	BNP PARIBAS FINANCE INC COMM PAPER -- 0.000% 08/29/2013	0556N0VV4	50,000,000.00	50,000,000.00	0.00	50,000,000.00	83.33	0.00	
08/30/13	08/30/13	BNP PARIBAS FINANCE INC COMM PAPER -- 0.000% 08/30/2013	0556N0VW2	50,000,000.00	50,000,000.00	0.00	50,000,000.00	69.44	0.00	
08/30/13	08/30/13	BNP PARIBAS FINANCE INC COMM PAPER -- 0.000% 08/30/2013	0556N0VW2	50,000,000.00	50,000,000.00	0.00	50,000,000.00	69.44	0.00	
08/30/13	08/30/13	BNP PARIBAS FINANCE INC COMM PAPER -- 0.000% 08/30/2013	0556N0VW2	50,000,000.00	50,000,000.00	0.00	50,000,000.00	69.44	0.00	
08/30/13	08/30/13	BNP PARIBAS FINANCE INC COMM PAPER -- 0.000% 08/30/2013	0556N0VW2	50,000,000.00	50,000,000.00	0.00	50,000,000.00	69.44	0.00	
08/30/13	08/30/13	RABOBANK USA FIN CORP COMM PAPER -- 0.000% 08/30/2013	74977KVW6	50,000,000.00	50,000,000.00	0.00	50,000,000.00	55.56	0.00	
08/30/13	08/30/13	RABOBANK USA FIN CORP COMM PAPER -- 0.000% 08/30/2013	74977KVW6	20,000,000.00	20,000,000.00	0.00	20,000,000.00	22.22	0.00	
Transaction Type Sub-Total				7,703,000,000.00	7,703,000,000.00	253,204.85	7,703,253,204.85	(241,462.23)	0.00	
SELL										
08/01/13	08/01/13	FEDERATED GOVT OBLIGATIONS FUND	60934N104	22,000,000.00	22,000,000.00	0.00	22,000,000.00	0.00	0.00	FIFO



Managed Account Security Transactions & Interest

For the Month Ending **August 31, 2013**

SAN BERNARDINO COUNTY - 76990800

Transaction Type		Security Description	CUSIP	Par	Principal Proceeds	Accrued Interest	Total	Realized G/L Cost	Realized G/L Amort Cost	Sale Method
Trade	Settle									
SELL										
08/01/13	08/01/13	FEDERATED GOVT OBLIGATIONS FUND	60934N104	43,000,000.00	43,000,000.00	0.00	43,000,000.00	0.00	0.00	FIFO
Transaction Type Sub-Total				65,000,000.00	65,000,000.00	0.00	65,000,000.00	0.00	0.00	
Managed Account Sub-Total					127,152,821.31	2,070,242.02	129,223,063.33	(241,462.23)	0.00	
Total Security Transactions					\$127,152,821.31	\$2,070,242.02	\$129,223,063.33	(\$241,462.23)	\$0.00	