



Customer Service
PO Box 11813
Harrisburg, PA 17108-1813

ACCOUNT STATEMENT

For the Month Ending
March 31, 2013

SAN BERNARDINO COUNTY

Client Management Team

Kenneth Schiebel, CFA

Managing Director
One Keystone Plaza, Suite 300
Harrisburg, PA 17101
717-232-2723
schiebelk@pfm.com

Danny A. Nelson

Senior Managing Consultant
222 North LaSalle, Suite 910
Chicago, IL 60601
312-523-2434
nelsond@pfm.com

Contents

Cover/Disclosures
Summary Statement
Individual Accounts

Accounts included in Statement

76990800 SAN BERNARDINO COUNTY

SAN BERNARDINO COUNTY
JOHN JOHNSON
172 WEST THIRD STREET
1ST FLOOR
SAN BERNARDINO, CA 92415

Online Access <http://www.pfm.com>

Customer Service 1-717-232-2723

**Important Disclosures****Important Disclosures**

This statement is for general information purposes only and is not intended to provide specific advice or recommendations. PFM Asset Management LLC ("PFM") is an investment advisor registered with the Securities and Exchange Commission, and is required to maintain a written disclosure statement of our background and business experience. If you would like to receive a copy of our current disclosure statement, please contact Service Operations at the address below.

Proxy Voting PFM does not normally receive proxies to vote on behalf of its clients. However, it does on occasion receive consent requests. In the event a consent request is received the portfolio manager contacts the client and then proceeds according to their instructions. PFM's Proxy Voting Policy is available upon request by contacting Service Operations at the address below.

Questions About an Account PFM's monthly statement is intended to detail our investment advisory activity as well as the activity of any accounts held by clients in pools that are managed by PFM. The custodian bank maintains the control of assets and executes (i.e., settles) all investment transactions. The custodian statement is the official record of security and cash holdings and transactions. PFM recognizes that clients may use these reports to facilitate record keeping; therefore the custodian bank statement and the PFM statement should be reconciled and differences resolved. Many custodians use a settlement date basis which may result in the need to reconcile due to a timing difference.

Account Control PFM does not have the authority to withdraw funds from or deposit funds to the custodian. Our clients retain responsibility for their internal accounting policies; implementing and enforcing internal controls and generating ledger entries or otherwise recording transactions.

Market Value Generally, PFM's market prices are derived from closing bid prices as of the last business day of the month as supplied by Interactive Data, Bloomberg or Telerate. Where prices are not available from generally recognized sources the securities are priced using a yield-based matrix system to arrive at an estimated market value. Prices that fall between data points are interpolated. Non-negotiable FDIC-insured bank certificates of deposit are priced at par. Although PFM believes the prices to be reliable, the values of the securities do not always represent the prices at which the securities could have been bought or sold. Explanation of the valuation methods for money market and TERM funds is contained in the appropriate fund information statement.

Amortized Cost The original cost of the principal of the security is adjusted for the amount of the periodic reduction of any discount or premium from the purchase date until the date of the report. Discount or premium with respect to short term securities (those with less than one year to maturity at time of issuance) is amortized on a straightline basis. Such discount or premium with respect to longer term securities is amortized using the constant yield basis.

Tax Reporting Cost data and realized gains / losses are provided for informational purposes only. Please review for accuracy and consult your tax advisor to determine the tax consequences of your security transactions. PFM does not report such information to the IRS or other taxing authorities and is not responsible for the accuracy of such information that may be required to be reported to federal, state or other taxing authorities.

Financial Situation In order to better serve you, PFM should be promptly notified of any material change in your investment objective or financial situation.

Callable Securities Securities subject to redemption prior to maturity may be redeemed in whole or in part before maturity, which could affect the yield represented.

Portfolio The securities in this portfolio, including shares of mutual funds, are not guaranteed or otherwise protected by PFM, the FDIC (except for certain non-negotiable certificates of deposit) or any government agency. Investment in securities involves risks, including the possible loss of the amount invested.

Rating Information provided for ratings is based upon a good faith inquiry of selected sources, but its accuracy and completeness cannot be guaranteed. Shares of some money market and TERM funds are marketed through representatives of PFM's wholly owned subsidiary, PFM Fund Distributors, Inc. PFM Fund Distributors, Inc. is registered with the SEC as a broker/dealer and is a member of the Financial Industry Regulatory Authority ("FINRA") and the Municipal Securities Rulemaking Board ("MSRB"). You may reach the FINRA by calling the FINRA Regulator Public Disclosure Hotline at 1-888-289-9999 or at the FINRA Regulation Internet website address www.nasd.com. A brochure describing the FINRA Regulation Public Disclosure Program is also available from the FINRA upon request.

Key Terms and Definitions

Dividends on money market funds consist of interest earned, plus any discount ratably amortized to the date of maturity, plus all realized gains and losses on the sale of securities prior to maturity, less ratable amortization of any premium and all accrued expenses to the fund. Dividends are accrued daily and may be paid either monthly or quarterly. The monthly earnings on this statement represent the estimated dividend accrued for the month for any program that distributes earnings on a quarterly basis. There is no guarantee that the estimated amount will be paid on the actual distribution date.

Current Yield is the net change, exclusive of capital changes and income other than investment income, in the value of a hypothetical fund account with a balance of one share over the seven-day base period including the statement date, expressed as a percentage of the value of one share (normally \$1.00 per share) at the beginning of the seven-day period. This resulting net change in account value is then annualized by multiplying it by 365 and dividing the result by 7. The yields quoted should not be considered a representation of the yield of the fund in the future, since the yield is not fixed.

Average maturity represents the average maturity of all securities and investments of a portfolio, determined by multiplying the par or principal value of each security or investment by its maturity (days or years), summing the products, and dividing the sum by the total principal value of the portfolio. The stated maturity date of mortgage backed or callable securities are used in this statement. However the actual maturity of these securities could vary depending on the level or prepayments on the underlying mortgages or whether a callable security has or is still able to be called.

Monthly distribution yield represents the net change in the value of one share (normally \$1.00 per share) resulting from all dividends declared during the month by a fund expressed as a percentage of the value of one share at the beginning of the month. This resulting net change is then annualized by multiplying it by 365 and dividing it by the number of calendar days in the month.

YTM at Cost The yield to maturity at cost is the expected rate of return, based on the original cost, the annual interest receipts, maturity value and the time period from purchase date to maturity, stated as a percentage, on an annualized basis.

YTM at Market The yield to maturity at market is the rate of return, based on the current market value, the annual interest receipts, maturity value and the time period remaining until maturity, stated as a percentage, on an annualized basis.

Managed Account A portfolio of investments managed discretely by PFM according to the client's specific investment policy and requirements. The investments are directly owned by the client and held by the client's custodian.

Unsettled Trade A trade which has been executed however the final consummation of the security transaction and payment has not yet taken place.

Please review the detail pages of this statement carefully. If you think your statement is wrong, missing account information, or if you need more information about a transaction, please contact PFM within 60 days of receipt. If you have other concerns or questions regarding your account you should contact a member of your client management team or PFM Service Operations at the address below.

PFM Asset Management LLC
Attn: Service Operations
One Keystone Plaza, Suite 300
N. Front & Market Sts
Harrisburg, PA 17101



Account Statement

For the Month Ending **March 31, 2013**

Consolidated Summary Statement

SAN BERNARDINO COUNTY

Portfolio Summary

Portfolio Holdings	Cash Dividends and Income	Closing Market Value
PFM Managed Account	3,698,377.06	4,127,043,480.58
Cash Balance	0.00	353,371,769.02
Total	\$3,698,377.06	\$4,480,415,249.60

Investment Allocation

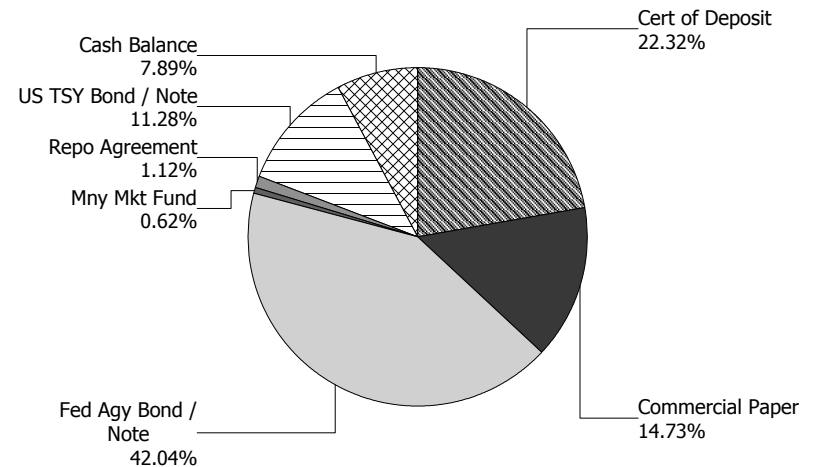
Investment Type	Closing Market Value	Percent
Certificate of Deposit	999,941,324.75	22.32
Commercial Paper	659,958,300.00	14.73
Federal Agency Bond / Note	1,883,619,782.33	42.04
Money Market Fund	28,000,000.00	0.62
Repurchase Agreement	49,999,723.50	1.12
U.S. Treasury Bond / Note	505,524,350.00	11.28
Cash Balance	353,371,769.02	7.89
Total	\$4,480,415,249.60	100.00%

Maturity Distribution (Fixed Income Holdings)

Portfolio Holdings	Closing Market Value	Percent
Under 30 days	1,266,363,273.52	28.27
31 to 60 days	324,853,487.15	7.26
61 to 90 days	490,772,603.30	10.95
91 to 180 days	538,292,362.64	12.01
181 days to 1 year	401,184,255.43	8.95
1 to 2 years	634,344,640.00	14.16
2 to 3 years	447,188,365.00	9.98
3 to 4 years	205,397,525.00	4.58
4 to 5 years	172,018,737.56	3.84
Over 5 years	0.00	0.00
Total	\$4,480,415,249.60	100.00%

Weighted Average Days to Maturity 349

Sector Allocation





Managed Account Summary Statement

For the Month Ending **March 31, 2013**

SAN BERNARDINO COUNTY - 76990800

Transaction Summary - Managed Account

Opening Market Value	\$3,987,398,559.19
Maturities/Calls	(7,335,000,000.00)
Principal Dispositions	0.00
Principal Acquisitions	7,425,551,668.39
Unsettled Trades	50,000,000.00
Change in Current Value	(906,747.00)
Closing Market Value	\$4,127,043,480.58

Cash Transactions Summary - Managed Account

Maturities/Calls	7,335,145,513.88
Sale Proceeds	0.00
Coupon/Interest/Dividend Income	3,770,489.55
Principal Payments	0.00
Security Purchases	(7,425,638,994.78)
Net Cash Contribution	86,722,991.35
Reconciling Transactions	0.00

Earnings Reconciliation (Cash Basis) - Managed Account

Interest/Dividends/Coupons Received	3,916,003.43
Less Purchased Interest Related to Interest/Coupons	(87,326.39)
Plus Net Realized Gains/Losses	(130,299.98)
Total Cash Basis Earnings	\$3,698,377.06

Cash Balance

Closing Cash Balance	\$0.00
-----------------------------	---------------

Earnings Reconciliation (Accrual Basis)

	Total
Ending Amortized Value of Securities	4,119,443,619.63
Ending Accrued Interest	5,121,030.86
Plus Proceeds from Sales	0.00
Plus Proceeds of Maturities/Calls/Principal Payments	7,335,145,513.88
Plus Coupons/Dividends Received	3,770,489.55
Less Cost of New Purchases	(7,475,638,994.78)
Less Beginning Amortized Value of Securities	(3,979,631,715.11)
Less Beginning Accrued Interest	(6,638,045.65)
Total Accrual Basis Earnings	\$1,571,898.38



Portfolio Summary and Statistics

For the Month Ending **March 31, 2013**

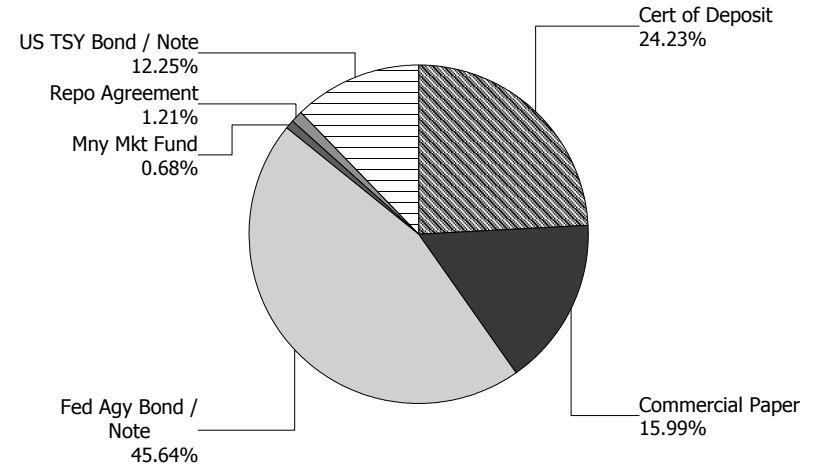
SAN BERNARDINO COUNTY - 76990800

Account Summary

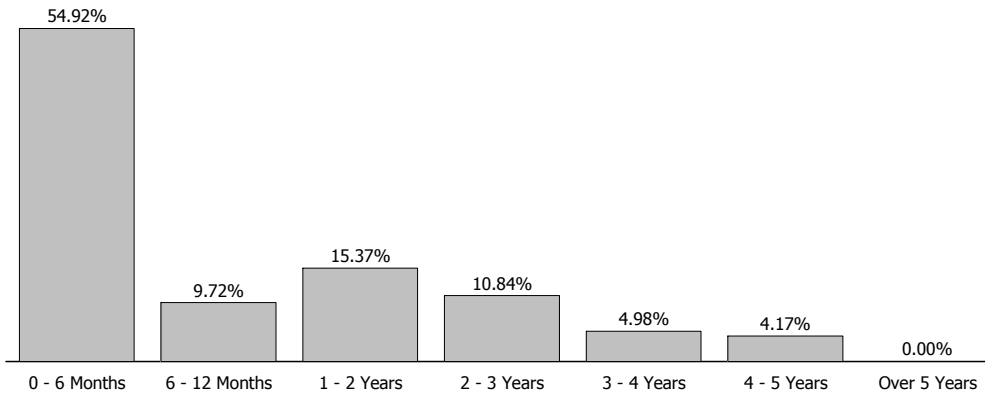
Description	Par Value	Market Value	Percent
U.S. Treasury Bond / Note	500,000,000.00	505,524,350.00	12.25
Repurchase Agreement	50,000,000.00	49,999,723.50	1.21
Money Market Fund	28,000,000.00	28,000,000.00	0.68
Federal Agency Bond / Note	1,868,000,000.00	1,883,619,782.33	45.64
Commercial Paper	660,000,000.00	659,958,300.00	15.99
Certificate of Deposit	1,000,000,000.00	999,941,324.75	24.23
Managed Account Sub-Total	4,106,000,000.00	4,127,043,480.58	100.00%
Accrued Interest		5,121,030.86	
Total Portfolio	4,106,000,000.00	4,132,164,511.44	

Unsettled Trades **50,000,000.00** **50,004,950.00**

Sector Allocation



Maturity Distribution



Characteristics

Yield to Maturity at Cost	0.45%
Yield to Maturity at Market	0.28%
Duration to Worst	0.91
Weighted Average Days to Maturity	378



Managed Account Issuer Summary

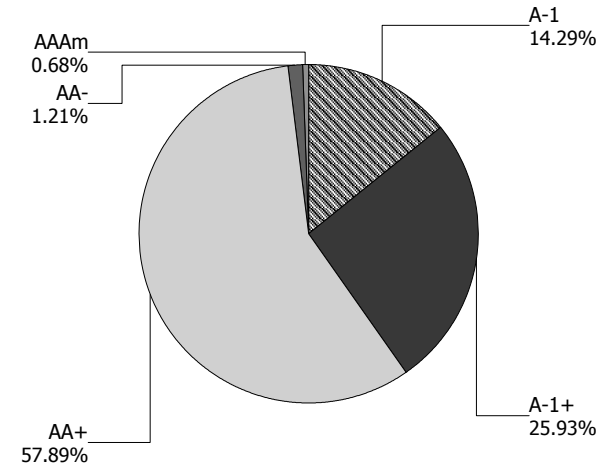
For the Month Ending **March 31, 2013**

SAN BERNARDINO COUNTY - 76990800

Issuer Summary

Issuer	Market Value of Holdings	Percent
BANK OF MONTREAL	174,989,180.00	4.24
BANK OF NOVA SCOTIA	174,923,623.75	4.24
BNP PARIBAS	189,996,960.00	4.60
COMMONWEALTH BANK OF AUSTRALIA	49,999,934.50	1.21
FANNIE MAE	635,644,545.03	15.40
FEDERAL FARM CREDIT BANKS	125,037,905.65	3.03
FEDERAL HOME LOAN BANKS	336,283,616.65	8.15
FEDERATED INVESTORS INC	1,000,000.00	0.02
FIDELITY INSTITUTIONAL FUND	3,000,000.00	0.07
FREDDIE MAC	786,653,715.00	19.07
GENERAL ELECTRIC CO	114,997,985.00	2.79
GOLDMAN SACHS GROUP INC	49,999,723.50	1.21
GOLDMAN SACHS MM FUND	24,000,000.00	0.58
NORDEA BANK AB	174,967,338.25	4.24
ROYAL BANK OF CANADA	100,019,075.00	2.42
SVENSKA HANDELSBANKEN	174,990,189.75	4.24
TORONTO-DOMINION BANK	175,031,341.75	4.24
TOYOTA MOTOR CORP	49,995,200.00	1.21
UNITED STATES TREASURY	505,524,350.00	12.25
US BANCORP	154,988,980.00	3.76
WESTPAC BANKING CORP NY	124,999,816.75	3.03
Total	\$4,127,043,480.58	100.00%

Credit Quality (S&P Ratings)





Managed Account Detail of Securities Held

For the Month Ending **March 31, 2013**

SAN BERNARDINO COUNTY - 76990800

Security Type/Description Dated Date/Coupon/Maturity	CUSIP	Par	S&P Rating	Moody's Rating	Trade Date	Settle Date	Original Cost	YTM at Cost	Accrued Interest	Amortized Cost	Market Value
U.S. Treasury Bond / Note											
US TREASURY NOTES DTD 06/15/2010 1.125% 06/15/2013	912828NH9	25,000,000.00	AA+	Aaa	03/28/11	03/29/11	25,117,187.50	0.91	82,675.14	25,010,997.00	25,052,725.00
US TREASURY NOTES DTD 06/15/2010 1.125% 06/15/2013	912828NH9	25,000,000.00	AA+	Aaa	03/29/11	03/30/11	25,109,375.00	0.92	82,675.14	25,010,278.25	25,052,725.00
US TREASURY NOTES DTD 07/15/2010 1.000% 07/15/2013	912828NN6	25,000,000.00	AA+	Aaa	04/05/11	04/06/11	25,028,320.31	0.95	52,486.19	25,003,648.50	25,065,425.00
US TREASURY NOTES DTD 07/15/2010 1.000% 07/15/2013	912828NN6	25,000,000.00	AA+	Aaa	04/06/11	04/07/11	25,000,000.00	1.00	52,486.19	25,000,000.00	25,065,425.00
US TREASURY NOTES DTD 02/15/2011 1.250% 02/15/2014	912828QH6	50,000,000.00	AA+	Aaa	07/02/12	07/03/12	50,763,671.88	0.30	77,693.37	50,413,733.50	50,474,600.00
US TREASURY NOTES DTD 06/30/2009 2.625% 06/30/2014	912828KY5	50,000,000.00	AA+	Aaa	03/20/12	03/21/12	52,464,843.75	0.45	329,937.85	51,354,395.50	51,507,800.00
US TREASURY NOTES DTD 07/02/2012 0.250% 06/30/2014	912828TA8	50,000,000.00	AA+	Aaa	11/23/12	11/26/12	49,988,281.25	0.26	31,422.65	49,990,828.00	50,035,150.00
US TREASURY N/B DTD 07/31/2012 0.125% 07/31/2014	912828TF7	25,000,000.00	AA+	Aaa	11/01/12	11/02/12	24,935,546.88	0.27	5,179.56	24,950,683.00	24,973,625.00
US TREASURY N/B DTD 08/15/2012 0.250% 08/15/2015	912828TK6	50,000,000.00	AA+	Aaa	08/17/12	08/20/12	49,759,765.63	0.41	15,538.67	49,808,663.00	49,941,400.00
US TREASURY NOTES DTD 10/15/2012 0.250% 10/15/2015	912828TT7	25,000,000.00	AA+	Aaa	10/18/12	10/19/12	24,884,765.63	0.41	28,846.15	24,902,048.25	24,958,975.00
US TREASURY NOTES DTD 01/31/2011 2.000% 01/31/2016	912828PS3	25,000,000.00	AA+	Aaa	10/23/12	10/24/12	26,249,023.44	0.46	82,872.93	26,083,997.25	26,162,100.00
US TREASURY NOTES DTD 08/01/2011 1.500% 07/31/2016	912828OX1	25,000,000.00	AA+	Aaa	10/17/12	10/18/12	25,887,695.31	0.55	62,154.70	25,782,902.25	25,882,800.00
US TREASURY N/B DTD 01/03/2012 0.875% 12/31/2016	912828RX0	50,000,000.00	AA+	Aaa	02/07/12	02/08/12	50,214,843.75	0.79	109,979.28	50,165,381.00	50,675,800.00
US TREASURY N/B DTD 01/03/2012 0.875% 12/31/2016	912828RX0	50,000,000.00	AA+	Aaa	02/08/12	02/09/12	50,203,125.00	0.79	109,979.28	50,156,455.00	50,675,800.00



Managed Account Detail of Securities Held

For the Month Ending **March 31, 2013**

SAN BERNARDINO COUNTY - 76990800

Security Type/Description Dated Date/Coupon/Maturity	CUSIP	Par	S&P Rating	Moody's Rating	Trade Date	Settle Date	Original Cost	YTM at Cost	Accrued Interest	Amortized Cost	Market Value
Security Type Sub-Total		500,000,000.00					505,606,445.33	0.57	1,123,927.10	503,634,010.50	505,524,350.00
Repurchase Agreement											
GOLDMAN SACHS & CO REPO AGRMT DTD 03/28/2013 0.170% 04/01/2013	RE0962697	50,000,000.00	A-1	P-1	03/28/13	03/28/13	50,000,000.00	0.17	944.44	50,000,000.00	49,999,723.50
Security Type Sub-Total		50,000,000.00					50,000,000.00	0.17	944.44	50,000,000.00	49,999,723.50
Money Market Fund											
FEDERATED GOVT OBLIGATIONS FUND	60934N104	1,000,000.00	AAAm	Aaa	12/29/11	12/29/11	1,000,000.00	0.02	0.00	1,000,000.00	1,000,000.00
FIDELITY GOV'T MM FUND 57	316175108	3,000,000.00	AAAm	Aaa	07/30/12	07/30/12	3,000,000.00	0.02	0.00	3,000,000.00	3,000,000.00
GOLDMAN FS GOVERNMENT MM FUND	38141W273	24,000,000.00	AAAm	Aaa	03/04/13	03/04/13	24,000,000.00	0.02	0.00	24,000,000.00	24,000,000.00
Security Type Sub-Total		28,000,000.00					28,000,000.00	0.02	0.00	28,000,000.00	28,000,000.00
Federal Agency Bond / Note											
FHLB BONDS (FLOATING) DTD 10/13/2011 0.360% 04/12/2013	313375ZY6	25,000,000.00	AA+	Aaa	10/13/11	10/14/11	24,997,500.00	0.08	18,916.66	24,999,948.50	25,001,525.00
FFCB BONDS DTD 04/15/2010 1.875% 04/15/2013	31331JKS1	25,000,000.00	AA+	Aaa	04/19/10	04/20/10	25,118,100.00	1.71	216,145.83	25,001,571.25	25,019,375.00
FFCB NOTES DTD 05/23/2011 0.600% 05/23/2013	31331KLR9	24,850,000.00	AA+	Aaa	10/11/11	10/12/11	24,916,101.00	0.43	53,013.33	24,855,931.70	24,865,630.65
FHLMC FLOATING NOTES DTD 06/17/2011 0.153% 06/17/2013	3134G2MJ8	50,000,000.00	AA+	Aaa	06/09/11	06/17/11	49,949,405.00	0.19	3,191.67	49,992,255.00	50,013,950.00
FNMA GLOBAL NOTES DTD 05/21/2010 1.500% 06/26/2013	31398AT44	25,000,000.00	AA+	Aaa	02/02/11	02/03/11	25,307,750.00	0.98	98,958.33	25,030,600.25	25,083,925.00
FHLB NOTES DTD 11/08/2010 0.500% 06/26/2013	313371PM2	40,565,000.00	AA+	Aaa	01/12/11	01/13/11	40,075,786.10	1.00	53,523.26	40,517,449.71	40,601,224.55
FHLB NOTES DTD 06/29/2012 0.250% 07/01/2013	313379YQ6	25,000,000.00	AA+	Aaa	06/27/12	06/29/12	24,991,550.00	0.28	15,625.00	24,997,897.50	25,007,650.00
FHLMC GLOBAL REFERENCE NOTES DTD 07/18/2003 4.500% 07/15/2013	3134A4TZ7	25,000,000.00	AA+	Aaa	06/28/11	06/29/11	26,966,500.00	0.62	237,500.00	25,279,218.75	25,324,475.00



Managed Account Detail of Securities Held

For the Month Ending **March 31, 2013**

SAN BERNARDINO COUNTY - 76990800

Security Type/Description Dated Date/Coupon/Maturity	CUSIP	Par	S&P Rating	Moody's Rating	Trade Date	Settle Date	Original Cost	YTM at Cost	Accrued Interest	Amortized Cost	Market Value
Federal Agency Bond / Note											
FNMA GLOBAL NOTES (EX-CALLABLE) DTD 07/14/2003 4.375% 07/17/2013	31359MSL8	13,500,000.00	AA+	Aaa	01/24/11	01/25/11	14,607,270.00	1.01	121,406.25	13,632,905.21	13,670,154.00
FNMA GLOBAL NOTES (EX-CALLABLE) DTD 07/14/2003 4.375% 07/17/2013	31359MSL8	19,950,000.00	AA+	Aaa	01/20/11	01/21/11	21,609,840.00	0.98	179,411.46	20,148,287.04	20,201,449.80
FNMA NOTES DTD 06/17/2011 0.500% 08/09/2013	3135G0BR3	12,500,000.00	AA+	Aaa	07/05/11	07/06/11	12,477,125.00	0.59	9,027.78	12,496,092.50	12,516,687.50
FNMA NOTES DTD 06/17/2011 0.500% 08/09/2013	3135G0BR3	12,500,000.00	AA+	Aaa	07/05/11	07/06/11	12,479,125.00	0.58	9,027.78	12,496,434.25	12,516,687.50
FNMA NOTES DTD 07/09/2010 1.250% 08/20/2013	31398AX31	50,000,000.00	AA+	Aaa	02/01/11	02/02/11	50,324,000.00	0.99	71,180.56	50,049,568.50	50,213,300.00
FHLMC NOTES (FLOATING) DTD 09/01/2011 0.390% 09/03/2013	3134G2B50	25,000,000.00	AA+	Aaa	08/29/11	09/01/11	24,987,250.00	0.35	7,611.11	24,997,923.50	25,024,375.00
FHLMC NOTES (FLOATING) DTD 09/12/2011 0.370% 09/12/2013	3134G2K43	25,000,000.00	AA+	Aaa	09/12/11	09/13/11	24,982,250.00	0.34	4,944.45	24,996,679.00	25,023,500.00
FHLMC NOTES (FLOATING) DTD 09/12/2011 0.370% 09/12/2013	3134G2K43	25,000,000.00	AA+	Aaa	12/06/11	12/07/11	24,986,500.00	0.33	4,944.45	24,996,466.00	25,023,500.00
FHLB NOTES TAP ISSUE DTD 08/09/2010 1.000% 09/13/2013	313370LB2	25,000,000.00	AA+	Aaa	10/26/10	10/27/10	25,195,250.00	0.73	12,500.00	25,030,801.25	25,098,375.00
FHLB NOTES TAP ISSUE DTD 08/09/2010 1.000% 09/13/2013	313370LB2	25,000,000.00	AA+	Aaa	11/02/10	11/03/10	25,261,750.00	0.63	12,500.00	25,041,481.00	25,098,375.00
FHLB NOTES TAP ISSUE DTD 08/09/2010 1.000% 09/13/2013	313370LB2	25,000,000.00	AA+	Aaa	11/02/10	11/03/10	25,261,775.00	0.63	12,500.00	25,041,485.00	25,098,375.00
FHLB NOTES TAP ISSUE DTD 08/09/2010 1.000% 09/13/2013	313370LB2	25,000,000.00	AA+	Aaa	11/02/10	11/03/10	25,261,780.25	0.63	12,500.00	25,041,485.75	25,098,375.00
FHLB NOTES TAP ISSUE DTD 08/09/2010 1.000% 09/13/2013	313370LB2	25,000,000.00	AA+	Aaa	11/10/10	11/12/10	25,159,475.00	0.77	12,500.00	25,025,540.25	25,098,375.00
FNMA NOTES (EX-CALLABLE) DTD 09/17/2010 1.125% 09/17/2013	31398A3L4	1,980,000.00	AA+	Aaa	09/21/10	09/22/10	1,979,901.00	1.13	866.25	1,979,984.64	1,989,123.84



Managed Account Detail of Securities Held

For the Month Ending **March 31, 2013**

SAN BERNARDINO COUNTY - 76990800

Security Type/Description Dated Date/Coupon/Maturity	CUSIP	Par	S&P Rating	Moody's Rating	Trade Date	Settle Date	Original Cost	YTM at Cost	Accrued Interest	Amortized Cost	Market Value
Federal Agency Bond / Note											
FNMA NOTES (EX-CALLABLE) DTD 09/17/2010 1.125% 09/17/2013	31398A3L4	12,500,000.00	AA+	Aaa	09/21/10	09/22/10	12,499,750.00	1.13	5,468.75	12,499,961.75	12,557,600.00
FNMA NOTES (EX-CALLABLE) DTD 09/17/2010 1.125% 09/17/2013	31398A3L4	12,500,000.00	AA+	Aaa	09/21/10	09/22/10	12,499,750.00	1.13	5,468.75	12,499,961.75	12,557,600.00
FHLMC GLOBAL REFERENCE NOTES DTD 08/20/2008 4.125% 09/27/2013	3137EABS7	25,000,000.00	AA+	Aaa	12/01/10	12/02/10	27,217,500.00	0.93	11,458.33	25,388,709.25	25,494,725.00
FHLMC GLOBAL REFERENCE NOTES DTD 08/20/2008 4.125% 09/27/2013	3137EABS7	25,000,000.00	AA+	Aaa	12/07/10	12/08/10	27,185,500.00	0.96	11,458.33	25,385,467.50	25,494,725.00
FNMA NOTES DTD 08/02/2010 1.125% 09/30/2013	31398A2M3	25,000,000.00	AA+	Aaa	09/09/10	09/10/10	25,041,250.00	1.07	781.25	25,006,801.25	25,123,450.00
FNMA NOTES (EX-CALLABLE) DTD 10/08/2010 1.125% 10/08/2013	31398A4H2	25,000,000.00	AA+	Aaa	09/23/10	10/08/10	25,000,000.00	1.13	135,156.25	25,000,000.00	25,128,200.00
FHLMC NOTES DTD 08/20/2010 0.875% 10/28/2013	3137EACL1	25,000,000.00	AA+	Aaa	09/02/10	09/03/10	24,903,675.75	1.00	92,968.75	24,982,202.50	25,103,625.00
FHLB NOTES DTD 11/09/2010 0.500% 12/13/2013	313371PU4	845,000.00	AA+	Aaa	12/14/10	12/15/10	827,170.50	1.22	1,267.50	840,775.95	846,368.90
FHLB NOTES DTD 11/09/2010 0.500% 12/13/2013	313371PU4	18,610,000.00	AA+	Aaa	12/14/10	12/15/10	18,217,329.00	1.22	27,915.00	18,516,970.84	18,640,148.20
FNMA NOTES DTD 11/01/2010 0.750% 12/18/2013	31398A5W8	5,545,000.00	AA+	Aaa	03/22/11	03/23/11	5,479,846.25	1.19	11,898.65	5,527,809.17	5,569,314.83
FNMA NOTES DTD 11/01/2010 0.750% 12/18/2013	31398A5W8	25,000,000.00	AA+	Aaa	11/16/10	11/17/10	24,818,000.00	0.99	53,645.83	24,957,416.50	25,109,625.00
FHLMC NOTES DTD 01/06/2011 1.375% 02/25/2014	3137EACR8	25,000,000.00	AA+	Aaa	02/03/11	02/04/11	24,952,750.00	1.44	34,375.00	24,985,872.00	25,270,175.00
FHLB (CALLABLE) NOTES DTD 04/15/2013 0.250% 04/15/2014	313382LR2	50,000,000.00	AA+	Aaa	03/25/13	04/15/13	50,000,000.00	0.25	0.00	50,000,000.00	50,004,950.00
FNMA GLOBAL NOTES DTD 05/15/2009 2.500% 05/15/2014	31398AXJ6	25,000,000.00	AA+	Aaa	11/16/11	11/17/11	26,152,500.00	0.63	236,111.11	25,520,685.00	25,645,000.00



Managed Account Detail of Securities Held

For the Month Ending **March 31, 2013**

SAN BERNARDINO COUNTY - 76990800

Security Type/Description Dated Date/Coupon/Maturity	CUSIP	Par	S&P Rating	Moody's Rating	Trade Date	Settle Date	Original Cost	YTM at Cost	Accrued Interest	Amortized Cost	Market Value
Federal Agency Bond / Note											
FHLMC NOTES DTD 06/02/2011 1.000% 07/30/2014	3137EACU1	25,000,000.00	AA+	Aaa	06/14/11	06/15/11	25,020,500.00	0.97	42,361.11	25,008,783.00	25,263,150.00
FFCB NOTES (FLOAT) DTD 08/01/2012 0.260% 08/01/2014	3133EAB49	50,000,000.00	AA+	Aaa	07/30/12	08/01/12	50,000,000.00	0.28	23,416.69	50,000,000.00	50,066,000.00
FREDDIE MAC GLOBAL NOTES DTD 07/26/2011 1.000% 08/20/2014	3134G2UA8	25,000,000.00	AA+	Aaa	11/28/11	11/29/11	25,154,750.00	0.77	28,472.22	25,079,141.50	25,257,675.00
FREDDIE MAC GLOBAL NOTES DTD 07/26/2011 1.000% 08/20/2014	3134G2UA8	25,000,000.00	AA+	Aaa	06/12/12	06/13/12	25,296,000.00	0.46	28,472.22	25,188,028.50	25,257,675.00
FREDDIE MAC GLOBAL NOTES DTD 07/26/2011 1.000% 08/20/2014	3134G2UA8	25,000,000.00	AA+	Aaa	09/11/12	09/12/12	25,332,500.00	0.31	28,472.22	25,237,904.25	25,257,675.00
FREDDIE MAC GLOBAL NOTES DTD 07/26/2011 1.000% 08/20/2014	3134G2UA8	25,000,000.00	AA+	Aaa	09/11/12	09/12/12	25,332,750.00	0.31	28,472.22	25,238,083.00	25,257,675.00
FREDDIE MAC GLOBAL NOTES DTD 08/05/2011 0.750% 09/22/2014	3134G2WG3	55,000,000.00	AA+	Aaa	09/27/11	09/28/11	55,082,500.00	0.70	10,312.50	55,041,008.55	55,407,440.00
FANNIE MAE GLOBAL NOTES DTD 09/27/2011 0.625% 10/30/2014	3135G0DW0	25,000,000.00	AA+	Aaa	12/27/11	12/28/11	24,967,500.00	0.67	65,538.19	24,981,846.50	25,140,025.00
FHLMC NOTES DTD 12/03/2012 0.320% 12/03/2014	3134G32E9	25,000,000.00	AA+	Aaa	11/30/12	12/03/12	25,000,000.00	0.32	26,222.22	25,000,000.00	25,014,325.00
FHLMC NOTES DTD 12/03/2012 0.320% 12/03/2014	3134G32E9	50,000,000.00	AA+	Aaa	11/29/12	12/03/12	50,000,000.00	0.32	52,444.44	50,000,000.00	50,028,650.00
FHLMC NOTES DTD 08/27/2012 0.350% 12/05/2014	3134G3H78	25,000,000.00	AA+	Aaa	09/25/12	09/26/12	24,991,250.00	0.37	28,194.44	24,993,292.25	25,026,625.00
FHLMC NOTES DTD 08/27/2012 0.350% 12/05/2014	3134G3H78	50,000,000.00	AA+	Aaa	09/25/12	09/26/12	49,980,500.00	0.37	56,388.89	49,985,052.00	50,053,250.00
FHLMC NOTES DTD 12/16/2011 0.625% 12/29/2014	3137EADA4	25,000,000.00	AA+	Aaa	02/03/12	02/06/12	25,130,000.00	0.44	39,930.56	25,078,476.50	25,147,950.00
FFCB NOTES DTD 05/01/2012 0.500% 05/01/2015	3133EANJ3	25,000,000.00	AA+	Aaa	05/01/12	05/02/12	24,964,275.00	0.55	52,083.33	24,975,107.50	25,086,900.00



Managed Account Detail of Securities Held

For the Month Ending **March 31, 2013**

SAN BERNARDINO COUNTY - 76990800

Security Type/Description Dated Date/Coupon/Maturity	CUSIP	Par	S&P Rating	Moody's Rating	Trade Date	Settle Date	Original Cost	YTM at Cost	Accrued Interest	Amortized Cost	Market Value
Federal Agency Bond / Note											
FNMA NOTES (CALLABLE) DTD 08/07/2012 0.500% 08/07/2015	3135GONG4	50,000,000.00	AA+	Aaa	07/31/12	08/07/12	49,999,500.00	0.50	37,500.00	49,999,607.50	49,998,100.00
FHLMC NOTES (CALLABLE) DTD 09/25/2012 0.500% 09/25/2015	3134G3L24	15,000,000.00	AA+	Aaa	09/12/12	09/25/12	15,000,000.00	0.50	1,250.00	15,000,000.00	15,015,255.00
FHLMC NOTES (CALLABLE) DTD 09/25/2012 0.500% 09/25/2015	3134G3L24	15,000,000.00	AA+	Aaa	09/12/12	09/25/12	15,000,000.00	0.50	1,250.00	15,000,000.00	15,015,255.00
FHLMC NOTES (CALLABLE) DTD 09/25/2012 0.500% 09/25/2015	3134G3L24	20,000,000.00	AA+	Aaa	09/12/12	09/25/12	20,000,000.00	0.50	1,666.67	20,000,000.00	20,020,340.00
FHLB NOTES DTD 11/05/2010 1.375% 12/11/2015	313371NW2	25,000,000.00	AA+	Aaa	03/08/13	03/11/13	25,625,000.00	0.46	105,034.72	25,612,456.00	25,663,150.00
FNMA NOTES (CALLABLE) DTD 01/29/2013 0.450% 01/29/2016	3135G0TZ6	50,000,000.00	AA+	Aaa	01/25/13	01/29/13	49,937,500.00	0.49	38,750.00	49,941,066.00	50,014,050.00
FNMA NOTES DTD 01/18/2011 2.250% 03/15/2016	3135G0AL7	50,000,000.00	AA+	Aaa	02/10/12	02/13/12	52,881,500.00	0.81	50,000.00	52,092,451.50	52,633,400.00
FNMA NOTES DTD 01/18/2011 2.250% 03/15/2016	3135G0AL7	50,000,000.00	AA+	Aaa	02/10/12	02/13/12	52,881,500.00	0.81	50,000.00	52,092,451.50	52,633,400.00
FANNIE MAE GLOBAL NOTES DTD 02/15/2013 0.500% 03/30/2016	3135G0VA8	40,000,000.00	AA+	Aaa	02/14/13	02/15/13	39,954,400.00	0.54	555.56	39,956,225.60	40,046,040.00
FREDDIE MAC GLOBAL NOTES DTD 03/07/2013 0.500% 05/13/2016	3137EADO9	25,000,000.00	AA+	Aaa	03/08/13	03/11/13	24,984,750.00	0.52	8,333.33	24,985,009.75	25,024,875.00
FHLMC NOTES DTD 04/08/2011 2.500% 05/27/2016	3137EACT4	50,000,000.00	AA+	Aaa	01/04/13	01/07/13	53,272,500.00	0.55	430,555.56	53,049,104.00	53,138,250.00
FANNIE MAE GLOBAL NOTES DTD 07/20/2012 0.875% 08/28/2017	3135G0MZ3	50,000,000.00	AA+	Aaa	09/18/12	09/19/12	50,046,000.00	0.86	37,673.61	50,041,212.00	50,130,350.00
FHLB NOTES (CALLABLE) DTD 11/09/2012 1.000% 11/09/2017	3133813R4	25,000,000.00	AA+	Aaa	12/18/12	12/19/12	24,985,000.00	1.01	98,611.11	24,985,886.25	25,026,725.00
FNMA NOTES (CALLABLE) DTD 11/15/2012 1.000% 11/15/2017	3135G0RQ8	25,000,000.00	AA+	Aaa	12/12/12	12/13/12	25,032,500.00	0.97	94,444.44	25,009,408.00	25,030,850.00



Managed Account Detail of Securities Held

For the Month Ending **March 31, 2013**

SAN BERNARDINO COUNTY - 76990800

Security Type/Description	Dated Date/Coupon/Maturity	CUSIP	Par	S&P Rating	Moody's Rating	Trade Date	Settle Date	Original Cost	YTM at Cost	Accrued Interest	Amortized Cost	Market Value
Federal Agency Bond / Note												
FNMA NOTES (CALLABLE)	DTD 12/26/2012 1.000% 12/26/2017	3135G0SJ3	22,155,000.00	AA+	Aaa	01/03/13	01/04/13	22,159,431.00	1.00	58,464.58	22,158,341.42	22,136,212.56
FHLMC NOTES	DTD 11/21/2012 0.750% 01/12/2018	3137EADN6	25,000,000.00	AA+	Aaa	01/28/13	01/29/13	24,656,750.00	1.04	41,145.83	24,668,417.75	24,847,300.00
FHLMC NOTES	DTD 11/21/2012 0.750% 01/12/2018	3137EADN6	25,000,000.00	AA+	Aaa	01/30/13	01/31/13	24,670,250.00	1.02	41,145.83	24,681,226.00	24,847,300.00
Security Type Sub-Total			1,868,000,000.00					1,889,030,110.85	0.67	3,402,930.16	1,877,842,226.83	1,883,619,782.33
Commercial Paper												
BNP PARIBAS FINANCE INC COMM PAPER	-- 0.000% 04/01/2013	0556N0R15	40,000,000.00	A-1	P-1	03/28/13	03/28/13	39,999,644.44	0.08	0.00	40,000,000.00	39,999,360.00
GENERAL ELEC CAP CORP COMM PAPER	-- 0.000% 04/01/2013	36959HR17	50,000,000.00	A-1+	P-1	12/27/12	12/27/12	49,981,527.78	0.14	0.00	50,000,000.00	49,999,450.00
BNP PARIBAS FINANCE INC COMM PAPER	-- 0.000% 04/01/2013	0556N0R15	50,000,000.00	A-1	P-1	03/28/13	03/28/13	49,999,555.56	0.08	0.00	50,000,000.00	49,999,200.00
BNP PARIBAS FINANCE INC COMM PAPER	-- 0.000% 04/01/2013	0556N0R15	50,000,000.00	A-1	P-1	03/28/13	03/28/13	49,999,555.56	0.08	0.00	50,000,000.00	49,999,200.00
BNP PARIBAS FINANCE INC COMM PAPER	-- 0.000% 04/01/2013	0556N0R15	50,000,000.00	A-1	P-1	03/28/13	03/28/13	49,999,555.56	0.08	0.00	50,000,000.00	49,999,200.00
US BANK NA COMM PAPER	-- 0.000% 04/03/2013	9033E0R32	25,000,000.00	A-1+	P-1	03/27/13	03/27/13	24,999,611.11	0.08	0.00	24,999,889.00	24,999,500.00
US BANK NA COMM PAPER	-- 0.000% 04/03/2013	9033E0R32	50,000,000.00	A-1+	P-1	03/27/13	03/27/13	49,999,222.22	0.08	0.00	49,999,778.00	49,999,000.00
GENERAL ELEC CAP CORP COMM PAPER	-- 0.000% 04/04/2013	36959HR41	5,000,000.00	A-1+	P-1	03/28/13	03/28/13	4,999,931.94	0.07	0.00	4,999,970.85	4,999,905.00
GENERAL ELEC CAP CORP COMM PAPER	-- 0.000% 04/04/2013	36959HR41	50,000,000.00	A-1+	P-1	03/28/13	03/28/13	49,999,319.44	0.07	0.00	49,999,708.50	49,999,050.00



Managed Account Detail of Securities Held

For the Month Ending **March 31, 2013**

SAN BERNARDINO COUNTY - 76990800

Security Type/Description Dated Date/Coupon/Maturity	CUSIP	Par	S&P Rating	Moody's Rating	Trade Date	Settle Date	Original Cost	YTM at Cost	Accrued Interest	Amortized Cost	Market Value
Commercial Paper											
NORDEA NORTH AMERICA INC COMM PAPER -- 0.000% 04/09/2013	6555P0R92	25,000,000.00	A-1+	P-1	01/09/13	01/09/13	24,986,875.00	0.21	0.00	24,998,833.25	24,998,950.00
GENERAL ELEC CAP CORP COMM PAPER -- 0.000% 04/12/2013	36959HRC3	10,000,000.00	A-1+	P-1	03/28/13	03/28/13	9,999,708.33	0.07	0.00	9,999,786.10	9,999,580.00
US BANK NA COMM PAPER -- 0.000% 04/17/2013	9033E0RH1	40,000,000.00	A-1+	P-1	01/15/13	01/16/13	39,984,833.33	0.15	0.00	39,997,333.20	39,996,760.00
BANK OF NOVA SCOTIA NY COMM PAPER -- 0.000% 04/18/2013	06416JRJ4	50,000,000.00	A-1	P-1	03/26/13	03/27/13	49,996,027.78	0.13	0.00	49,996,930.50	49,997,400.00
US BANK NA COMM PAPER -- 0.000% 04/26/2013	9033E0RS7	40,000,000.00	A-1+	P-1	03/28/13	03/28/13	39,996,777.78	0.10	0.00	39,997,222.40	39,993,720.00
TOYOTA MOTOR CREDIT CORP COMM PAPER -- 0.000% 04/26/2013	89233GRS7	50,000,000.00	A-1+	P-1	01/25/13	01/25/13	49,977,250.00	0.18	0.00	49,993,750.00	49,995,200.00
BANK OF NOVA SCOTIA NY COMM PAPER -- 0.000% 04/26/2013	06416JRS4	50,000,000.00	A-1	P-1	03/18/13	03/18/13	49,992,958.33	0.13	0.00	49,995,486.00	49,995,650.00
NORDEA NORTH AMERICA INC COMM PAPER -- 0.000% 06/28/2013	6555P0TU3	25,000,000.00	A-1+	P-1	03/27/13	03/28/13	24,988,180.56	0.19	0.00	24,988,694.50	24,987,175.00
Security Type Sub-Total		660,000,000.00					659,900,534.72	0.11	0.00	659,967,382.30	659,958,300.00
Certificate of Deposit											
NORDEA BANK FINLAND NY CERT DEPOS DTD 01/02/2013 0.210% 04/01/2013	65558EFZ6	25,000,000.00	A-1+	P-1	01/02/13	01/02/13	25,000,000.00	0.21	12,979.17	25,000,000.00	24,999,985.75
BANK OF MONTREAL CHICAGO CERT DEPOS DTD 02/27/2013 0.180% 04/01/2013	06366XE73	50,000,000.00	A-1	P-1	02/27/13	02/27/13	50,000,000.00	0.18	8,250.00	50,000,000.00	49,999,888.50
BANK OF MONTREAL CHICAGO CERT DEPOS DTD 02/28/2013 0.180% 04/02/2013	06366XF72	25,000,000.00	A-1	P-1	02/27/13	02/28/13	25,000,000.00	0.18	4,000.00	25,000,000.00	24,999,888.75



Managed Account Detail of Securities Held

For the Month Ending **March 31, 2013**

SAN BERNARDINO COUNTY - 76990800

Security Type/Description	Dated Date/Coupon/Maturity	CUSIP	Par	S&P Rating	Moody's Rating	Trade Date	Settle Date	Original Cost	YTM at Cost	Accrued Interest	Amortized Cost	Market Value
Certificate of Deposit												
SVENSKA HANDELSBANKEN NY CERT DEPOS DTD 01/10/2013 0.220% 04/12/2013		86958CQN7	50,000,000.00	A-1+	P-1	01/09/13	01/10/13	50,000,000.00	0.22	24,750.00	50,000,000.00	49,999,993.00
BANK OF MONTREAL CHICAGO CERT DEPOS DTD 02/27/2013 0.180% 05/01/2013		06366XF56	25,000,000.00	A-1	P-1	02/27/13	02/27/13	25,000,000.00	0.18	4,125.00	25,000,000.00	24,998,260.00
BANK OF MONTREAL CHICAGO CERT DEPOS DTD 03/13/2013 0.180% 05/01/2013		06366XN57	25,000,000.00	A-1	P-1	03/12/13	03/13/13	25,000,000.00	0.18	2,375.00	25,000,000.00	24,998,261.25
TORONTO DOMINION BANK NY CERT DEPOS DTD 03/14/2013 0.165% 05/01/2013		89112WYW1	25,000,000.00	A-1+	P-1	03/12/13	03/14/13	25,000,000.00	0.17	2,062.50	25,000,000.00	24,997,616.00
SVENSKA HANDELSBANKEN NY CERT DEPOS DTD 03/04/2013 0.185% 05/01/2013		86958CTM6	50,000,000.00	A-1+	P-1	03/04/13	03/04/13	50,000,000.00	0.19	7,194.44	50,000,000.00	49,996,951.00
SVENSKA HANDELSBANKEN NY CERT DEPOS DTD 03/06/2013 0.185% 05/01/2013		86958CTR5	50,000,000.00	A-1+	P-1	03/05/13	03/06/13	50,000,000.00	0.19	6,680.56	50,000,000.00	49,996,951.50
WESTPAC BANKING CORP NY CERT DEPOS DTD 11/09/2012 0.220% 05/15/2013		96121TON1	50,000,000.00	A-1+	P-1	11/08/12	11/09/12	50,000,000.00	0.22	43,694.44	50,000,000.00	49,999,322.50
WESTPAC BANKING CORP NY CERT DEPOS DTD 11/19/2012 0.220% 05/17/2013		96121TOO4	25,000,000.00	A-1+	P-1	11/15/12	11/19/12	25,000,000.00	0.22	20,319.44	25,000,000.00	24,999,604.25
WESTPAC BANKING CORP NY CERT DEPOS DTD 11/23/2012 0.240% 05/24/2013		96121TOY7	50,000,000.00	A-1+	P-1	11/21/12	11/23/12	50,000,000.00	0.24	43,000.00	50,000,000.00	50,000,890.00
BANK OF MONTREAL CHICAGO CERT DEPOS DTD 02/28/2013 0.190% 06/03/2013		06366XG22	50,000,000.00	A-1	P-1	02/28/13	02/28/13	50,000,000.00	0.19	8,444.44	50,000,000.00	49,992,881.50
NORDEA BANK FINLAND NY CERT DEPOS DTD 03/08/2013 0.180% 06/03/2013		65558EHW1	50,000,000.00	A-1+	P-1	03/07/13	03/08/13	50,000,000.00	0.18	6,000.00	50,000,000.00	49,991,109.00
TORONTO DOMINION BANK NY CERT DEPOS DTD 03/25/2013 0.180% 06/03/2013		89112WD46	50,000,000.00	A-1+	P-1	03/25/13	03/25/13	50,000,000.00	0.18	1,750.00	50,000,000.00	49,991,116.00
CBA AUSTRALIA CERT DEPOS DTD 12/14/2012 0.230% 06/14/2013		20271EJQ3	50,000,000.00	A-1+	P-1	12/12/12	12/14/12	50,000,000.00	0.23	34,500.00	50,000,000.00	49,999,934.50



Managed Account Detail of Securities Held

For the Month Ending **March 31, 2013**

SAN BERNARDINO COUNTY - 76990800

Security Type/Description Dated Date/Coupon/Maturity	CUSIP	Par	S&P Rating	Moody's Rating	Trade Date	Settle Date	Original Cost	YTM at Cost	Accrued Interest	Amortized Cost	Market Value
Certificate of Deposit											
TORONTO DOMINION BANK NY CERT DEPOS DTD 06/20/2012 0.500% 06/21/2013	89112XA62	25,000,000.00	A-1+	P-1	06/19/12	06/20/12	25,000,000.00	0.50	98,958.33	25,000,000.00	25,019,425.00
NORDEA BANK FINLAND NY CERT DEPOS DTD 03/25/2013 0.190% 06/28/2013	65558EJV1	25,000,000.00	A-1+	P-1	03/25/13	03/25/13	25,000,000.00	0.19	923.61	25,000,000.00	24,995,059.25
NORDEA BANK FINLAND NY CERT DEPOS DTD 03/25/2013 0.190% 06/28/2013	65558EJV1	25,000,000.00	A-1+	P-1	03/25/13	03/25/13	25,000,000.00	0.19	923.61	25,000,000.00	24,995,059.25
SVENSKA HANDELSBANKEN NY CERT DEPOS DTD 03/26/2013 0.200% 06/28/2013	86958CUR3	25,000,000.00	A-1+	P-1	03/26/13	03/26/13	25,000,000.00	0.20	833.33	25,000,000.00	24,996,294.25
TORONTO DOMINION BANK NY CERT DEPOS DTD 08/28/2012 0.400% 08/28/2013	89112X2K0	50,000,000.00	A-1+	P-1	08/27/12	08/28/12	50,000,000.00	0.40	120,000.00	50,000,000.00	50,054,085.00
BANK OF NOVA SCOTIA HOUSTON CERT DEPOS DTD 10/15/2012 0.320% 10/16/2013	06417FDU1	25,000,000.00	A-1	P-1	10/15/12	10/15/12	25,000,000.00	0.32	37,333.33	25,000,000.00	24,962,628.00
TORONTO DOMINION BANK NY CERT DEPOS DTD 11/16/2012 0.330% 11/01/2013	89112WHX8	25,000,000.00	A-1+	P-1	11/15/12	11/16/12	25,000,000.00	0.33	31,166.67	25,000,000.00	24,969,099.75
BANK OF NOVA SCOTIA HOUSTON CERT DEPOS DTD 01/02/2013 0.310% 01/02/2014	06417FKJ8	25,000,000.00	A-1	P-1	01/02/13	01/02/13	25,000,000.00	0.31	19,159.72	25,000,000.00	24,994,060.50
BANK OF NOVA SCOTIA NY CERT DEPOS DTD 01/15/2013 0.300% 01/02/2014	06417FLM0	25,000,000.00	A-1	P-1	01/15/13	01/15/13	25,000,000.00	0.30	15,833.33	25,000,000.00	24,973,885.25
ROYAL BANK OF CANADA NY CD (FLOAT) DTD 02/07/2013 0.350% 02/10/2014	78009NKY1	50,000,000.00	AA-	Aa3	01/30/13	02/07/13	50,000,000.00	0.35	26,694.45	50,000,000.00	50,017,050.00
ROYAL BANK OF CANADA NY (FLOAT) DTD 02/28/2013 0.350% 02/28/2014	78009NLM6	25,000,000.00	A-1+	P-1	02/26/13	02/28/13	25,000,000.00	0.38	7,979.17	25,000,000.00	25,006,825.00
ROYAL BANK OF CANADA NY CD (FLOAT) DTD 03/19/2013 0.350% 03/19/2014	78009NLX2	25,000,000.00	A-1+	P-1	03/19/13	03/19/13	25,000,000.00	0.39	3,298.62	25,000,000.00	24,995,200.00



Managed Account Detail of Securities Held

For the Month Ending **March 31, 2013**

SAN BERNARDINO COUNTY - 76990800

Security Type/Description	S&P	Moody's	Trade	Settle	Original	YTM	Accrued	Amortized	Market
Dated Date/Coupon/Maturity	Rating	Rating	Date	Date	Cost	at Cost	Interest	Cost	Value
CUSIP	Par								
Security Type Sub-Total					1,000,000,000.00	0.24	593,229.16	1,000,000,000.00	999,941,324.75
Managed Account Sub-Total					4,106,000,000.00	0.45	5,121,030.86	4,119,443,619.63	4,127,043,480.58
Securities Sub-Total					\$4,106,000,000.00	0.45%	\$5,121,030.86	\$4,119,443,619.63	\$4,127,043,480.58
Accrued Interest									\$5,121,030.86
Total Investments									\$4,132,164,511.44

Bolded items are forward settling trades.



Managed Account Fair Market Value & Analytics

For the Month Ending **March 31, 2013**

SAN BERNARDINO COUNTY - 76990800

Security Type/Description	Dated Date/Coupon/Maturity	CUSIP	Par	Broker	Next Call Date	Market Price	Market Value	Unreal G/L On Cost	Unreal G/L Amort Cost	Effective Duration	Duration to Worst at Mkt	YTM
U.S. Treasury Bond / Note												
US TREASURY NOTES	DTD 06/15/2010 1.125% 06/15/2013	912828NH9	25,000,000.00	DEUTSCHE		100.21	25,052,725.00	(64,462.50)	41,728.00	0.21	0.21	0.11
US TREASURY NOTES	DTD 06/15/2010 1.125% 06/15/2013	912828NH9	25,000,000.00	BK AMER		100.21	25,052,725.00	(56,650.00)	42,446.75	0.21	0.21	0.11
US TREASURY NOTES	DTD 07/15/2010 1.000% 07/15/2013	912828NN6	25,000,000.00	GOLDMAN		100.26	25,065,425.00	37,104.69	61,776.50	0.29	0.29	0.11
US TREASURY NOTES	DTD 07/15/2010 1.000% 07/15/2013	912828NN6	25,000,000.00	JPMCHASE		100.26	25,065,425.00	65,425.00	65,425.00	0.29	0.29	0.11
US TREASURY NOTES	DTD 02/15/2011 1.250% 02/15/2014	912828OH6	50,000,000.00	MORGANST		100.95	50,474,600.00	(289,071.88)	60,866.50	0.87	0.87	0.17
US TREASURY NOTES	DTD 06/30/2009 2.625% 06/30/2014	912828KY5	50,000,000.00	MORGANST		103.02	51,507,800.00	(957,043.75)	153,404.50	1.23	1.23	0.21
US TREASURY NOTES	DTD 07/02/2012 0.250% 06/30/2014	912828TA8	50,000,000.00	DIRECT		100.07	50,035,150.00	46,868.75	44,322.00	1.25	1.25	0.19
US TREASURY N/B	DTD 07/31/2012 0.125% 07/31/2014	912828TF7	25,000,000.00	BARCLAYS		99.89	24,973,625.00	38,078.12	22,942.00	1.33	1.33	0.20
US TREASURY N/B	DTD 08/15/2012 0.250% 08/15/2015	912828TK6	50,000,000.00	GOLDMAN		99.88	49,941,400.00	181,634.37	132,737.00	2.37	2.37	0.30
US TREASURY NOTES	DTD 10/15/2012 0.250% 10/15/2015	912828TT7	25,000,000.00	MORGANST		99.84	24,958,975.00	74,209.37	56,926.75	2.53	2.53	0.31
US TREASURY NOTES	DTD 01/31/2011 2.000% 01/31/2016	912828PS3	25,000,000.00	CITIGRP		104.65	26,162,100.00	(86,923.44)	78,102.75	2.76	2.76	0.35
US TREASURY NOTES	DTD 08/01/2011 1.500% 07/31/2016	912828QX1	25,000,000.00	BARCLAYS		103.53	25,882,800.00	(4,895.31)	99,897.75	3.25	3.25	0.43
US TREASURY N/B	DTD 01/03/2012 0.875% 12/31/2016	912828RX0	50,000,000.00	BARCLAYS		101.35	50,675,800.00	460,956.25	510,419.00	3.68	3.68	0.51
US TREASURY N/B	DTD 01/03/2012 0.875% 12/31/2016	912828RX0	50,000,000.00	JPMCHASE		101.35	50,675,800.00	472,675.00	519,345.00	3.68	3.68	0.51
Security Type Sub-Total			500,000,000.00				505,524,350.00	(82,095.33)	1,890,339.50	1.86	1.86	0.28
Repurchase Agreement												
GOLDMAN SACHS & CO REPO AGRMT	DTD 03/28/2013 0.170% 04/01/2013	RE0962697	50,000,000.00	GOLDMAN		100.00	49,999,723.50	(276.50)	(276.50)	0.00	0.00	0.27



Managed Account Fair Market Value & Analytics

For the Month Ending **March 31, 2013**

SAN BERNARDINO COUNTY - 76990800

Security Type/Description Dated Date/Coupon/Maturity	CUSIP	Par	Broker	Next Call Date	Market Price	Market Value	Unreal G/L On Cost	Unreal G/L Amort Cost	Effective Duration	Duration to Worst at Mkt	YTM
Security Type Sub-Total		50,000,000.00				49,999,723.50	(276.50)	(276.50)	0.00	0.00	0.27

Money Market Fund

FEDERATED GOVT OBLIGATIONS FUND	60934N104	1,000,000.00			1.00	1,000,000.00	0.00	0.00	0.00	0.00	0.02
FIDELITY GOV'T MM FUND 57	316175108	3,000,000.00			1.00	3,000,000.00	0.00	0.00	0.00	0.00	0.02
GOLDMAN FS GOVERNMENT MM FUND	38141W273	24,000,000.00			1.00	24,000,000.00	0.00	0.00	0.00	0.00	0.02
Security Type Sub-Total		28,000,000.00				28,000,000.00	0.00	0.00	0.00	0.00	0.02

Federal Agency Bond / Note

FHLB BONDS (FLOATING) DTD 10/13/2011 0.360% 04/12/2013	313375ZY6	25,000,000.00	UBS AG		100.01	25,001,525.00	4,025.00	1,576.50	0.00	0.03	0.15
FFCB BONDS DTD 04/15/2010 1.875% 04/15/2013	31331JKS1	25,000,000.00	JPMCHASE		100.08	25,019,375.00	(98,725.00)	17,803.75	0.04	0.04	-0.11
FFCB NOTES DTD 05/23/2011 0.600% 05/23/2013	31331KLR9	24,850,000.00	1ST TENN		100.06	24,865,630.65	(50,470.35)	9,698.95	0.15	0.15	0.16
FHLMC FLOATING NOTES DTD 06/17/2011 0.153% 06/17/2013	3134G2MJ8	50,000,000.00	BARCLAYS		100.03	50,013,950.00	64,545.00	21,695.00	0.08	0.21	0.02
FNMA GLOBAL NOTES DTD 05/21/2010 1.500% 06/26/2013	31398AT44	25,000,000.00	DEUTSCHE		100.34	25,083,925.00	(223,825.00)	53,324.75	0.24	0.24	0.08
FHLB NOTES DTD 11/08/2010 0.500% 06/26/2013	313371PM2	40,565,000.00	MORGANST		100.09	40,601,224.55	525,438.45	83,774.84	0.24	0.24	0.12
FHLB NOTES DTD 06/29/2012 0.250% 07/01/2013	313379YO6	25,000,000.00	JPMCHASE		100.03	25,007,650.00	16,100.00	9,752.50	0.25	0.25	0.13
FHLMC GLOBAL REFERENCE NOTES DTD 07/18/2003 4.500% 07/15/2013	3134A4TZ7	25,000,000.00	BARCLAYS		101.30	25,324,475.00	(1,642,025.00)	45,256.25	0.29	0.29	0.01
FNMA GLOBAL NOTES (EX-CALLABLE) DTD 07/14/2003 4.375% 07/17/2013	31359MSL8	13,500,000.00	GILFORD		101.26	13,670,154.00	(937,116.00)	37,248.79	0.30	0.30	0.09
FNMA GLOBAL NOTES (EX-CALLABLE) DTD 07/14/2003 4.375% 07/17/2013	31359MSL8	19,950,000.00	BARCLAYS		101.26	20,201,449.80	(1,408,390.20)	53,162.76	0.30	0.30	0.09
FNMA NOTES DTD 06/17/2011 0.500% 08/09/2013	3135G0BR3	12,500,000.00	CSFB		100.13	12,516,687.50	39,562.50	20,595.00	0.36	0.36	0.12
FNMA NOTES DTD 06/17/2011 0.500% 08/09/2013	3135G0BR3	12,500,000.00	CSFB		100.13	12,516,687.50	37,562.50	20,253.25	0.36	0.36	0.12



Managed Account Fair Market Value & Analytics

For the Month Ending **March 31, 2013**

SAN BERNARDINO COUNTY - 76990800

Security Type/Description	Dated Date/Coupon/Maturity	CUSIP	Par	Broker	Next Call Date	Market Price	Market Value	Unreal G/L On Cost	Unreal G/L Amort Cost	Effective Duration	Duration to Worst at Mkt	YTM
Federal Agency Bond / Note												
FNMA NOTES		31398AX31	50,000,000.00	JPMCHASE		100.43	50,213,300.00	(110,700.00)	163,731.50	0.39	0.39	0.14
DTD 07/09/2010 1.250% 08/20/2013												
FHLMC NOTES (FLOATING)		3134G2B50	25,000,000.00	UBS PW		100.10	25,024,375.00	37,125.00	26,451.50	0.00	0.43	0.14
DTD 09/01/2011 0.390% 09/03/2013												
FHLMC NOTES (FLOATING)		3134G2K43	25,000,000.00	UBS AG		100.09	25,023,500.00	41,250.00	26,821.00	0.00	0.45	0.10
DTD 09/12/2011 0.370% 09/12/2013												
FHLMC NOTES (FLOATING)		3134G2K43	25,000,000.00	JPMCHASE		100.09	25,023,500.00	37,000.00	27,034.00	0.00	0.45	0.10
DTD 09/12/2011 0.370% 09/12/2013												
FHLB NOTES TAP ISSUE		313370LB2	25,000,000.00	USBPJ		100.39	25,098,375.00	(96,875.00)	67,573.75	0.45	0.45	0.12
DTD 08/09/2010 1.000% 09/13/2013												
FHLB NOTES TAP ISSUE		313370LB2	25,000,000.00	CSFB		100.39	25,098,375.00	(163,375.00)	56,894.00	0.45	0.45	0.12
DTD 08/09/2010 1.000% 09/13/2013												
FHLB NOTES TAP ISSUE		313370LB2	25,000,000.00	RBC CAP		100.39	25,098,375.00	(163,400.00)	56,890.00	0.45	0.45	0.12
DTD 08/09/2010 1.000% 09/13/2013												
FHLB NOTES TAP ISSUE		313370LB2	25,000,000.00	BARCLAYS		100.39	25,098,375.00	(163,405.25)	56,889.25	0.45	0.45	0.12
DTD 08/09/2010 1.000% 09/13/2013												
FHLB NOTES TAP ISSUE		313370LB2	25,000,000.00	CSFB		100.39	25,098,375.00	(61,100.00)	72,834.75	0.45	0.45	0.12
DTD 08/09/2010 1.000% 09/13/2013												
FNMA NOTES (EX-CALLABLE)		31398A3L4	1,980,000.00	CITIGRP		100.46	1,989,123.84	9,222.84	9,139.20	0.46	0.46	0.12
DTD 09/17/2010 1.125% 09/17/2013												
FNMA NOTES (EX-CALLABLE)		31398A3L4	12,500,000.00	JPMCHASE		100.46	12,557,600.00	57,850.00	57,638.25	0.46	0.46	0.12
DTD 09/17/2010 1.125% 09/17/2013												
FNMA NOTES (EX-CALLABLE)		31398A3L4	12,500,000.00	JPMCHASE		100.46	12,557,600.00	57,850.00	57,638.25	0.46	0.46	0.12
DTD 09/17/2010 1.125% 09/17/2013												
FHLMC GLOBAL REFERENCE NOTES		3137EABS7	25,000,000.00	UBS AG		101.98	25,494,725.00	(1,722,775.00)	106,015.75	0.49	0.49	0.08
DTD 08/20/2008 4.125% 09/27/2013												
FHLMC GLOBAL REFERENCE NOTES		3137EABS7	25,000,000.00	UBS AG		101.98	25,494,725.00	(1,690,775.00)	109,257.50	0.49	0.49	0.08
DTD 08/20/2008 4.125% 09/27/2013												
FNMA NOTES		31398A2M3	25,000,000.00	BARCLAYS		100.49	25,123,450.00	82,200.00	116,648.75	0.50	0.50	0.14
DTD 08/02/2010 1.125% 09/30/2013												
FNMA NOTES (EX-CALLABLE)		31398A4H2	25,000,000.00	DEUTSCHE		100.51	25,128,200.00	128,200.00	128,200.00	0.52	0.52	0.14
DTD 10/08/2010 1.125% 10/08/2013												
FHLMC NOTES		3137EACL1	25,000,000.00	CSFB		100.41	25,103,625.00	199,949.25	121,422.50	0.57	0.57	0.15
DTD 08/20/2010 0.875% 10/28/2013												



Managed Account Fair Market Value & Analytics

For the Month Ending **March 31, 2013**

SAN BERNARDINO COUNTY - 76990800

Security Type/Description Dated Date/Coupon/Maturity	CUSIP	Par	Broker	Next Call Date	Market Price	Market Value	Unreal G/L On Cost	Unreal G/L Amort Cost	Effective Duration	Duration to Worst at Mkt	YTM
Federal Agency Bond / Note											
FHLB NOTES DTD 11/09/2010 0.500% 12/13/2013	313371PU4	845,000.00	RBC CAP		100.16	846,368.90	19,198.40	5,592.95	0.70	0.70	0.27
FHLB NOTES DTD 11/09/2010 0.500% 12/13/2013	313371PU4	18,610,000.00	RBC CAP		100.16	18,640,148.20	422,819.20	123,177.36	0.70	0.70	0.27
FNMA NOTES DTD 11/01/2010 0.750% 12/18/2013	31398A5W8	5,545,000.00	RBC CAP		100.44	5,569,314.83	89,468.58	41,505.66	0.71	0.71	0.14
FNMA NOTES DTD 11/01/2010 0.750% 12/18/2013	31398A5W8	25,000,000.00	CITIGRP		100.44	25,109,625.00	291,625.00	152,208.50	0.71	0.71	0.14
FHLMC NOTES DTD 01/06/2011 1.375% 02/25/2014	3137EACR8	25,000,000.00	MORGANST		101.08	25,270,175.00	317,425.00	284,303.00	0.90	0.90	0.17
FHLB (CALLABLE) NOTES DTD 04/15/2013 0.250% 04/15/2014	313382LR2	50,000,000.00	MORGANST	05/15/13	100.01	50,004,950.00	4,950.00	4,950.00	0.99	0.08	0.24
FNMA GLOBAL NOTES DTD 05/15/2009 2.500% 05/15/2014	31398AXJ6	25,000,000.00	BARCLAYS		102.58	25,645,000.00	(507,500.00)	124,315.00	1.10	1.10	0.20
FHLMC NOTES DTD 06/02/2011 1.000% 07/30/2014	3137EACU1	25,000,000.00	BARCLAYS		101.05	25,263,150.00	242,650.00	254,367.00	1.32	1.32	0.21
FFCB NOTES (FLOAT) DTD 08/01/2012 0.260% 08/01/2014	3133EAB49	50,000,000.00	JPMCHASE		100.13	50,066,000.00	66,000.00	66,000.00	0.00	1.33	0.17
FREDDIE MAC GLOBAL NOTES DTD 07/26/2011 1.000% 08/20/2014	3134G2UA8	25,000,000.00	MORGANST		101.03	25,257,675.00	102,925.00	178,533.50	1.38	1.38	0.25
FREDDIE MAC GLOBAL NOTES DTD 07/26/2011 1.000% 08/20/2014	3134G2UA8	25,000,000.00	MORGANST		101.03	25,257,675.00	(38,325.00)	69,646.50	1.38	1.38	0.25
FREDDIE MAC GLOBAL NOTES DTD 07/26/2011 1.000% 08/20/2014	3134G2UA8	25,000,000.00	CSFB		101.03	25,257,675.00	(74,825.00)	19,770.75	1.38	1.38	0.25
FREDDIE MAC GLOBAL NOTES DTD 07/26/2011 1.000% 08/20/2014	3134G2UA8	25,000,000.00	MIZUHO		101.03	25,257,675.00	(75,075.00)	19,592.00	1.38	1.38	0.25
FREDDIE MAC GLOBAL NOTES DTD 08/05/2011 0.750% 09/22/2014	3134G2WG3	55,000,000.00	BARCLAYS		100.74	55,407,440.00	324,940.00	366,431.45	1.47	1.47	0.25
FANNIE MAE GLOBAL NOTES DTD 09/27/2011 0.625% 10/30/2014	3135G0DW0	25,000,000.00	CSFB		100.56	25,140,025.00	172,525.00	158,178.50	1.57	1.57	0.27
FHLMC NOTES DTD 12/03/2012 0.320% 12/03/2014	3134G32E9	25,000,000.00	JPMCHASE		100.06	25,014,325.00	14,325.00	14,325.00	1.67	1.67	0.29



Managed Account Fair Market Value & Analytics

For the Month Ending **March 31, 2013**

SAN BERNARDINO COUNTY - 76990800

Security Type/Description	Dated Date/Coupon/Maturity	CUSIP	Par	Broker	Next Call Date	Market Price	Market Value	Unreal G/L On Cost	Unreal G/L Amort Cost	Effective Duration	Duration to Worst at Mkt	YTM
Federal Agency Bond / Note												
FHLMC NOTES	DTD 12/03/2012 0.320% 12/03/2014	3134G32E9	50,000,000.00	JPMCHASE		100.06	50,028,650.00	28,650.00	28,650.00	1.67	1.67	0.29
FHLMC NOTES	DTD 08/27/2012 0.350% 12/05/2014	3134G3H78	25,000,000.00	MIZUHO		100.11	25,026,625.00	35,375.00	33,332.75	1.67	1.67	0.29
FHLMC NOTES	DTD 08/27/2012 0.350% 12/05/2014	3134G3H78	50,000,000.00	BARCLAYS		100.11	50,053,250.00	72,750.00	68,198.00	1.67	1.67	0.29
FHLMC NOTES	DTD 12/16/2011 0.625% 12/29/2014	3137EADA4	25,000,000.00	BARCLAYS		100.59	25,147,950.00	17,950.00	69,473.50	1.73	1.73	0.28
FFCB NOTES	DTD 05/01/2012 0.500% 05/01/2015	3133EANJ3	25,000,000.00	MORGANST		100.35	25,086,900.00	122,625.00	111,792.50	2.07	2.07	0.33
FNMA NOTES (CALLABLE)	DTD 08/07/2012 0.500% 08/07/2015	3135G0NG4	50,000,000.00	JPMCHASE	08/07/13	100.00	49,998,100.00	(1,400.00)	(1,507.50)	1.99	2.33	0.50
FHLMC NOTES (CALLABLE)	DTD 09/25/2012 0.500% 09/25/2015	3134G3L24	15,000,000.00	JPMCHASE	09/25/13	100.10	15,015,255.00	15,255.00	15,255.00	1.89	0.49	0.46
FHLMC NOTES (CALLABLE)	DTD 09/25/2012 0.500% 09/25/2015	3134G3L24	15,000,000.00	UBS AG	09/25/13	100.10	15,015,255.00	15,255.00	15,255.00	1.89	0.49	0.46
FHLMC NOTES (CALLABLE)	DTD 09/25/2012 0.500% 09/25/2015	3134G3L24	20,000,000.00	CSFB	09/25/13	100.10	20,020,340.00	20,340.00	20,340.00	1.89	0.49	0.46
FHLB NOTES	DTD 11/05/2010 1.375% 12/11/2015	313371NW2	25,000,000.00	MIZUHO		102.65	25,663,150.00	38,150.00	50,694.00	2.64	2.64	0.38
FNMA NOTES (CALLABLE)	DTD 01/29/2013 0.450% 01/29/2016	3135G0TZ6	50,000,000.00	RBC CAP	01/29/14	100.03	50,014,050.00	76,550.00	72,984.00	2.46	0.82	0.44
FNMA NOTES	DTD 01/18/2011 2.250% 03/15/2016	3135G0AL7	50,000,000.00	CANTFITZ		105.27	52,633,400.00	(248,100.00)	540,948.50	2.87	2.87	0.45
FNMA NOTES	DTD 01/18/2011 2.250% 03/15/2016	3135G0AL7	50,000,000.00	CANTFITZ		105.27	52,633,400.00	(248,100.00)	540,948.50	2.87	2.87	0.45
FANNIE MAE GLOBAL NOTES	DTD 02/15/2013 0.500% 03/30/2016	3135G0VA8	40,000,000.00	CITIGRP		100.12	40,046,040.00	91,640.00	89,814.40	2.97	2.97	0.46
FREDDIE MAC GLOBAL NOTES	DTD 03/07/2013 0.500% 05/13/2016	3137EADO9	25,000,000.00	WELLSFAR		100.10	25,024,875.00	40,125.00	39,865.25	3.09	3.09	0.47
FHLMC NOTES	DTD 04/08/2011 2.500% 05/27/2016	3137EACT4	50,000,000.00	MORGANST		106.28	53,138,250.00	(134,250.00)	89,146.00	3.03	3.03	0.49
FANNIE MAE GLOBAL NOTES	DTD 07/20/2012 0.875% 08/28/2017	3135G0MZ3	50,000,000.00	MORGANST		100.26	50,130,350.00	84,350.00	89,138.00	4.32	4.32	0.81



Managed Account Fair Market Value & Analytics

For the Month Ending **March 31, 2013**

SAN BERNARDINO COUNTY - 76990800

Security Type/Description Dated Date/Coupon/Maturity	CUSIP	Par	Broker	Next Call Date	Market Price	Market Value	Unreal G/L On Cost	Unreal G/L Amort Cost	Effective Duration	Duration to Worst at Mkt	YTM
Federal Agency Bond / Note											
FHLB NOTES (CALLABLE) DTD 11/09/2012 1.000% 11/09/2017	3133813R4	25,000,000.00	DEUTSCHE	05/09/13	100.11	25,026,725.00	41,725.00	40,838.75	2.36	0.11	0.98
FNMA NOTES (CALLABLE) DTD 11/15/2012 1.000% 11/15/2017	3135G0RQ8	25,000,000.00	GOLDMAN	05/15/13	100.12	25,030,850.00	(1,650.00)	21,442.00	2.40	0.13	0.97
FNMA NOTES (CALLABLE) DTD 12/26/2012 1.000% 12/26/2017	3135G0S3J	22,155,000.00	MORGANST	12/26/13	99.92	22,136,212.56	(23,218.44)	(22,128.86)	2.98	4.60	1.02
FHLMC NOTES DTD 11/21/2012 0.750% 01/12/2018	3137EADN6	25,000,000.00	MORGANST		99.39	24,847,300.00	190,550.00	178,882.25	4.68	4.68	0.88
FHLMC NOTES DTD 11/21/2012 0.750% 01/12/2018	3137EADN6	25,000,000.00	BK AMER		99.39	24,847,300.00	177,050.00	166,074.00	4.68	4.68	0.88
Security Type Sub-Total		1,868,000,000.00				1,883,619,782.33	(5,410,328.52)	5,777,555.50	1.41	1.33	0.30
Commercial Paper											
BNP PARIBAS FINANCE INC COMM PAPER -- 0.000% 04/01/2013	0556N0R15	40,000,000.00	BNP DIR		100.00	39,999,360.00	(284.44)	(640.00)	0.00	0.00	0.58
GENERAL ELEC CAP CORP COMM PAPER -- 0.000% 04/01/2013	36959HR17	50,000,000.00	GE CO		100.00	49,999,450.00	17,922.22	(550.00)	0.00	0.00	0.40
BNP PARIBAS FINANCE INC COMM PAPER -- 0.000% 04/01/2013	0556N0R15	50,000,000.00	BNP DIR		100.00	49,999,200.00	(355.56)	(800.00)	0.00	0.00	0.58
BNP PARIBAS FINANCE INC COMM PAPER -- 0.000% 04/01/2013	0556N0R15	50,000,000.00	BNP DIR		100.00	49,999,200.00	(355.56)	(800.00)	0.00	0.00	0.58
BNP PARIBAS FINANCE INC COMM PAPER -- 0.000% 04/01/2013	0556N0R15	50,000,000.00	BNP DIR		100.00	49,999,200.00	(355.56)	(800.00)	0.00	0.00	0.58
US BANK NA COMM PAPER -- 0.000% 04/03/2013	9033E0R32	25,000,000.00	US BANK		100.00	24,999,500.00	(111.11)	(389.00)	0.01	0.01	0.24
US BANK NA COMM PAPER -- 0.000% 04/03/2013	9033E0R32	50,000,000.00	US BANK		100.00	49,999,000.00	(222.22)	(778.00)	0.01	0.01	0.24
GENERAL ELEC CAP CORP COMM PAPER -- 0.000% 04/04/2013	36959HR41	5,000,000.00	GE CO		100.00	4,999,905.00	(26.94)	(65.85)	0.01	0.01	0.17
GENERAL ELEC CAP CORP COMM PAPER -- 0.000% 04/04/2013	36959HR41	50,000,000.00	GE CO		100.00	49,999,050.00	(269.44)	(658.50)	0.01	0.01	0.17



Managed Account Fair Market Value & Analytics

For the Month Ending **March 31, 2013**

SAN BERNARDINO COUNTY - 76990800

Security Type/Description	Dated Date/Coupon/Maturity	CUSIP	Par	Broker	Next Call Date	Market Price	Market Value	Unreal G/L On Cost	Unreal G/L Amort Cost	Effective Duration	Duration to Worst at Mkt	YTM
Commercial Paper												
NORDEA NORTH AMERICA INC COMM PAPER	0.000% 04/09/2013	6555POR92	25,000,000.00	CITIGRP		100.00	24,998,950.00	12,075.00	116.75	0.02	0.02	0.17
GENERAL ELEC CAP CORP COMM PAPER	0.000% 04/12/2013	36959HRC3	10,000,000.00	GE CO		100.00	9,999,580.00	(128.33)	(206.10)	0.03	0.03	0.13
US BANK NA COMM PAPER	0.000% 04/17/2013	9033EORH1	40,000,000.00	US BANK		99.99	39,996,760.00	11,926.67	(573.20)	0.05	0.05	0.17
BANK OF NOVA SCOTIA NY COMM PAPER	0.000% 04/18/2013	06416JRJ4	50,000,000.00	BNS		99.99	49,997,400.00	1,372.22	469.50	0.05	0.05	0.10
US BANK NA COMM PAPER	0.000% 04/26/2013	9033EORS7	40,000,000.00	US BANK		99.98	39,993,720.00	(3,057.78)	(3,502.40)	0.07	0.07	0.22
TOYOTA MOTOR CREDIT CORP COMM PAPER	0.000% 04/26/2013	89233GRS7	50,000,000.00	TOYOTA		99.99	49,995,200.00	17,950.00	1,450.00	0.07	0.07	0.13
BANK OF NOVA SCOTIA NY COMM PAPER	0.000% 04/26/2013	06416JRS4	50,000,000.00	BNS		99.99	49,995,650.00	2,691.67	164.00	0.07	0.07	0.12
NORDEA NORTH AMERICA INC COMM PAPER	0.000% 06/28/2013	6555POTU3	25,000,000.00	CSFB		99.95	24,987,175.00	(1,005.56)	(1,519.50)	0.24	0.24	0.21
Security Type Sub-Total			660,000,000.00				659,958,300.00	57,765.28	(9,082.30)	0.04	0.04	0.30

Certificate of Deposit												
NORDEA BANK FINLAND NY CERT DEPOS	0.210% 04/01/2013	65558EFZ6	25,000,000.00	RBC CAP		100.00	24,999,985.75	(14.25)	(14.25)	0.00	0.00	0.22
BANK OF MONTREAL CHICAGO CERT DEPOS	0.180% 04/01/2013	06366XE73	50,000,000.00	DAIWA		100.00	49,999,888.50	(111.50)	(111.50)	0.00	0.00	0.22
BANK OF MONTREAL CHICAGO CERT DEPOS	0.180% 04/02/2013	06366XF72	25,000,000.00	MIZUHO		100.00	24,999,888.75	(111.25)	(111.25)	0.01	0.01	0.22
SVENSKA HANDELSBANKEN NY CERT DEPOS	0.220% 04/12/2013	86958CQN7	50,000,000.00	UBS AG		100.00	49,999,993.00	(7.00)	(7.00)	0.03	0.03	0.22



Managed Account Fair Market Value & Analytics

For the Month Ending **March 31, 2013**

SAN BERNARDINO COUNTY - 76990800

Security Type/Description	Dated Date/Coupon/Maturity	CUSIP	Par	Broker	Next Call Date	Market Price	Market Value	Unreal G/L On Cost	Unreal G/L Amort Cost	Effective Duration	Duration to Worst at Mkt	YTM
Certificate of Deposit												
BANK OF MONTREAL CHICAGO CERT DEPOS	DTD 02/27/2013 0.180% 05/01/2013	06366XF56	25,000,000.00	MORGANST		99.99	24,998,260.00	(1,740.00)	(1,740.00)	0.08	0.08	0.22
BANK OF MONTREAL CHICAGO CERT DEPOS	DTD 03/13/2013 0.180% 05/01/2013	06366XN57	25,000,000.00	ICAP		99.99	24,998,261.25	(1,738.75)	(1,738.75)	0.08	0.08	0.22
TORONTO DOMINION BANK NY CERT DEPOS	DTD 03/14/2013 0.165% 05/01/2013	89112WYW1	25,000,000.00	TOR DOM		99.99	24,997,616.00	(2,384.00)	(2,384.00)	0.08	0.08	0.22
SVENSKA HANDELSBANKEN NY CERT DEPOS	DTD 03/04/2013 0.185% 05/01/2013	86958CTM6	50,000,000.00	ICAP		99.99	49,996,951.00	(3,049.00)	(3,049.00)	0.08	0.08	0.22
SVENSKA HANDELSBANKEN NY CERT DEPOS	DTD 03/06/2013 0.185% 05/01/2013	86958CTR5	50,000,000.00	ICAP		99.99	49,996,951.50	(3,048.50)	(3,048.50)	0.08	0.08	0.22
WESTPAC BANKING CORP NY CERT DEPOS	DTD 11/09/2012 0.220% 05/15/2013	96121TON1	50,000,000.00	RBC CAP		100.00	49,999,322.50	(677.50)	(677.50)	0.12	0.12	0.23
WESTPAC BANKING CORP NY CERT DEPOS	DTD 11/19/2012 0.220% 05/17/2013	96121TQQ4	25,000,000.00	ICAP		100.00	24,999,604.25	(395.75)	(395.75)	0.13	0.13	0.23
WESTPAC BANKING CORP NY CERT DEPOS	DTD 11/23/2012 0.240% 05/24/2013	96121TOY7	50,000,000.00	ICAP		100.00	50,000,890.00	890.00	890.00	0.15	0.15	0.23
BANK OF MONTREAL CHICAGO CERT DEPOS	DTD 02/28/2013 0.190% 06/03/2013	06366XG22	50,000,000.00	ICAP		99.99	49,992,881.50	(7,118.50)	(7,118.50)	0.18	0.18	0.23
NORDEA BANK FINLAND NY CERT DEPOS	DTD 03/08/2013 0.180% 06/03/2013	65558EHW1	50,000,000.00	ICAP		99.98	49,991,109.00	(8,891.00)	(8,891.00)	0.18	0.18	0.23
TORONTO DOMINION BANK NY CERT DEPOS	DTD 03/25/2013 0.180% 06/03/2013	89112WD46	50,000,000.00	TOR DOM		99.98	49,991,116.00	(8,884.00)	(8,884.00)	0.18	0.18	0.23
CBA AUSTRALIA CERT DEPOS	DTD 12/14/2012 0.230% 06/14/2013	20271EJO3	50,000,000.00	ICAP		100.00	49,999,934.50	(65.50)	(65.50)	0.21	0.21	0.23
TORONTO DOMINION BANK NY CERT DEPOS	DTD 06/20/2012 0.500% 06/21/2013	89112XA62	25,000,000.00	TOR DOM		100.08	25,019,425.00	19,425.00	19,425.00	0.22	0.22	0.33



Managed Account Fair Market Value & Analytics

For the Month Ending **March 31, 2013**

SAN BERNARDINO COUNTY - 76990800

Security Type/Description	Dated Date/Coupon/Maturity	CUSIP	Par	Broker	Next Call Date	Market Price	Market Value	Unreal G/L On Cost	Unreal G/L Amort Cost	Effective Duration	Duration to Worst at Mkt	YTM
Certificate of Deposit												
NORDEA BANK FINLAND NY CERT DEPOS DTD 03/25/2013 0.190% 06/28/2013		65558EJV1	25,000,000.00	DAIWA		99.98	24,995,059.25	(4,940.75)	(4,940.75)	0.24	0.24	0.23
NORDEA BANK FINLAND NY CERT DEPOS DTD 03/25/2013 0.190% 06/28/2013		65558EJV1	25,000,000.00	MIZUHO		99.98	24,995,059.25	(4,940.75)	(4,940.75)	0.24	0.24	0.23
SVENSKA HANDELSBANKEN NY CERT DEPOS DTD 03/26/2013 0.200% 06/28/2013		86958CUR3	25,000,000.00	UBS AG		99.99	24,996,294.25	(3,705.75)	(3,705.75)	0.24	0.24	0.23
TORONTO DOMINION BANK NY CERT DEPOS DTD 08/28/2012 0.400% 08/28/2013		89112X2K0	50,000,000.00	TOR DOM		100.11	50,054,085.00	54,085.00	54,085.00	0.41	0.41	0.27
BANK OF NOVA SCOTIA HOUSTON CERT DEPOS DTD 10/15/2012 0.320% 10/16/2013		06417FDU1	25,000,000.00	BNS		99.85	24,962,628.00	(37,372.00)	(37,372.00)	0.54	0.54	0.30
TORONTO DOMINION BANK NY CERT DEPOS DTD 11/16/2012 0.330% 11/01/2013		89112WHX8	25,000,000.00	TOR DOM		99.88	24,969,099.75	(30,900.25)	(30,900.25)	0.59	0.59	0.31
BANK OF NOVA SCOTIA HOUSTON CERT DEPOS DTD 01/02/2013 0.310% 01/02/2014		06417FKJ8	25,000,000.00	BNS		99.98	24,994,060.50	(5,939.50)	(5,939.50)	0.76	0.76	0.34
BANK OF NOVA SCOTIA NY CERT DEPOS DTD 01/15/2013 0.300% 01/02/2014		06417FLM0	25,000,000.00	BNS		99.90	24,973,885.25	(26,114.75)	(26,114.75)	0.76	0.76	0.34
ROYAL BANK OF CANADA NY CD (FLOAT) DTD 02/07/2013 0.350% 02/10/2014		78009NKY1	50,000,000.00	RBC CAP		100.03	50,017,050.00	17,050.00	17,050.00	0.00	0.86	0.31
ROYAL BANK OF CANADA NY (FLOAT) DTD 02/28/2013 0.350% 02/28/2014		78009NLM6	25,000,000.00	RBC CAP		100.03	25,006,825.00	6,825.00	6,825.00	0.00	0.91	0.33
ROYAL BANK OF CANADA NY CD (FLOAT) DTD 03/19/2013 0.350% 03/19/2014		78009NLX2	25,000,000.00	RBC CAP		99.98	24,995,200.00	(4,800.00)	(4,800.00)	0.00	0.97	0.37
Security Type Sub-Total			1,000,000,000.00				999,941,324.75	(58,675.25)	(58,675.25)	0.18	0.27	0.25
Managed Account Sub-Total			4,106,000,000.00				4,127,043,480.58	(5,493,610.32)	7,599,860.95	0.92	0.91	0.28



Managed Account Fair Market Value & Analytics

For the Month Ending **March 31, 2013**

SAN BERNARDINO COUNTY - 76990800

Securities Sub-Total	\$4,106,000,000.00	\$4,127,043,480.58	(\$5,493,610.32)	\$7,599,860.95	0.92	0.91	0.28%
Accrued Interest		\$5,121,030.86					
Total Investments		\$4,132,164,511.44					

Bolded items are forward settling trades.



Managed Account Security Transactions & Interest

For the Month Ending **March 31, 2013**

SAN BERNARDINO COUNTY - 76990800

Transaction Type		Security Description	CUSIP	Par	Principal Proceeds	Accrued Interest	Total	Realized G/L Cost	Realized G/L Amort Cost	Sale Method
Trade	Settle									
BUY										
03/01/13	03/01/13	GOLDMAN SACHS & CO REPO AGRMT DTD 03/01/2013 0.170% 03/04/2013	RE0962457	50,000,000.00	(50,000,000.00)	0.00	(50,000,000.00)			
03/01/13	03/01/13	BNP PARIBAS FINANCE INC COMM PAPER -- 0.000% 03/04/2013	0556N0Q40	50,000,000.00	(49,999,500.00)	0.00	(49,999,500.00)			
03/01/13	03/01/13	BNP PARIBAS FINANCE INC COMM PAPER -- 0.000% 03/04/2013	0556N0Q40	50,000,000.00	(49,999,500.00)	0.00	(49,999,500.00)			
03/01/13	03/01/13	BNP PARIBAS FINANCE INC COMM PAPER -- 0.000% 03/04/2013	0556N0Q40	50,000,000.00	(49,999,500.00)	0.00	(49,999,500.00)			
03/01/13	03/01/13	BNP PARIBAS FINANCE INC COMM PAPER -- 0.000% 03/04/2013	0556N0Q40	43,000,000.00	(42,999,570.00)	0.00	(42,999,570.00)			
03/01/13	03/01/13	RABOBANK USA FIN CORP COMM PAPER -- 0.000% 03/04/2013	74977KQ44	50,000,000.00	(49,999,458.33)	0.00	(49,999,458.33)			
03/01/13	03/01/13	RABOBANK USA FIN CORP COMM PAPER -- 0.000% 03/04/2013	74977KQ44	44,000,000.00	(43,999,523.33)	0.00	(43,999,523.33)			
03/01/13	03/01/13	RABOBANK USA FIN CORP COMM PAPER -- 0.000% 03/04/2013	74977KQ44	50,000,000.00	(49,999,458.33)	0.00	(49,999,458.33)			
03/01/13	03/01/13	RABOBANK USA FIN CORP COMM PAPER -- 0.000% 03/04/2013	74977KQ44	50,000,000.00	(49,999,458.33)	0.00	(49,999,458.33)			
03/04/13	03/04/13	SVENSKA HANDELSBANKEN NY CERT DEPOS DTD 03/04/2013 0.185% 05/01/2013	86958CTM6	50,000,000.00	(50,000,000.00)	0.00	(50,000,000.00)			
03/04/13	03/04/13	GOLDMAN FS GOVERNMENT MM FUND	38141W273	10,000,000.00	(10,000,000.00)	0.00	(10,000,000.00)			
03/04/13	03/04/13	GOLDMAN SACHS & CO REPO AGRMT DTD 03/04/2013 0.160% 03/05/2013	RE0962465	50,000,000.00	(50,000,000.00)	0.00	(50,000,000.00)			



Managed Account Security Transactions & Interest

For the Month Ending **March 31, 2013**

SAN BERNARDINO COUNTY - 76990800

Transaction Type		Security Description	CUSIP	Par	Principal Proceeds	Accrued Interest	Total	Realized G/L Cost	Realized G/L Amort Cost	Sale Method
Trade	Settle									
BUY										
03/04/13	03/04/13	BNP PARIBAS FINANCE INC COMM PAPER -- 0.000% 03/05/2013	0556N0Q57	50,000,000.00	(49,999,833.33)	0.00	(49,999,833.33)			
03/04/13	03/04/13	BNP PARIBAS FINANCE INC COMM PAPER -- 0.000% 03/05/2013	0556N0Q57	50,000,000.00	(49,999,833.33)	0.00	(49,999,833.33)			
03/04/13	03/04/13	BNP PARIBAS FINANCE INC COMM PAPER -- 0.000% 03/05/2013	0556N0Q57	50,000,000.00	(49,999,833.33)	0.00	(49,999,833.33)			
03/04/13	03/04/13	BNP PARIBAS FINANCE INC COMM PAPER -- 0.000% 03/05/2013	0556N0Q57	25,000,000.00	(24,999,916.67)	0.00	(24,999,916.67)			
03/04/13	03/04/13	RABOBANK USA FIN CORP COMM PAPER -- 0.000% 03/05/2013	74977KQ51	50,000,000.00	(49,999,819.44)	0.00	(49,999,819.44)			
03/04/13	03/04/13	RABOBANK USA FIN CORP COMM PAPER -- 0.000% 03/05/2013	74977KQ51	50,000,000.00	(49,999,819.44)	0.00	(49,999,819.44)			
03/04/13	03/04/13	RABOBANK USA FIN CORP COMM PAPER -- 0.000% 03/05/2013	74977KQ51	50,000,000.00	(49,999,819.44)	0.00	(49,999,819.44)			
03/04/13	03/04/13	RABOBANK USA FIN CORP COMM PAPER -- 0.000% 03/05/2013	74977KQ51	25,000,000.00	(24,999,909.72)	0.00	(24,999,909.72)			
03/04/13	03/04/13	RABOBANK USA FIN CORP COMM PAPER -- 0.000% 03/05/2013	74977KQ51	6,000,000.00	(5,999,978.33)	0.00	(5,999,978.33)			
03/05/13	03/05/13	BNP PARIBAS FINANCE INC COMM PAPER -- 0.000% 03/06/2013	0556N0Q65	50,000,000.00	(49,999,833.33)	0.00	(49,999,833.33)			
03/05/13	03/05/13	BNP PARIBAS FINANCE INC COMM PAPER -- 0.000% 03/06/2013	0556N0Q65	50,000,000.00	(49,999,833.33)	0.00	(49,999,833.33)			



Managed Account Security Transactions & Interest

For the Month Ending **March 31, 2013**

SAN BERNARDINO COUNTY - 76990800

Transaction Type		Security Description	CUSIP	Par	Principal Proceeds	Accrued Interest	Total	Realized G/L Cost	Realized G/L Amort Cost	Sale Method
Trade	Settle									
BUY										
03/05/13	03/05/13	BNP PARIBAS FINANCE INC COMM PAPER -- 0.000% 03/06/2013	0556N0Q65	50,000,000.00	(49,999,833.33)	0.00	(49,999,833.33)			
03/05/13	03/05/13	BNP PARIBAS FINANCE INC COMM PAPER -- 0.000% 03/06/2013	0556N0Q65	27,000,000.00	(26,999,910.00)	0.00	(26,999,910.00)			
03/05/13	03/05/13	RABOBANK USA FIN CORP COMM PAPER -- 0.000% 03/06/2013	74977KQ69	50,000,000.00	(49,999,819.44)	0.00	(49,999,819.44)			
03/05/13	03/05/13	RABOBANK USA FIN CORP COMM PAPER -- 0.000% 03/06/2013	74977KQ69	50,000,000.00	(49,999,819.44)	0.00	(49,999,819.44)			
03/05/13	03/05/13	RABOBANK USA FIN CORP COMM PAPER -- 0.000% 03/06/2013	74977KQ69	50,000,000.00	(49,999,819.44)	0.00	(49,999,819.44)			
03/05/13	03/05/13	RABOBANK USA FIN CORP COMM PAPER -- 0.000% 03/06/2013	74977KQ69	30,000,000.00	(29,999,891.67)	0.00	(29,999,891.67)			
03/05/13	03/05/13	GOLDMAN SACHS & CO REPO AGRMT DTD 03/05/2013 0.120% 03/06/2013	RE0962473	50,000,000.00	(50,000,000.00)	0.00	(50,000,000.00)			
03/05/13	03/06/13	SVENSKA HANDELSBANKEN NY CERT DEPOS DTD 03/06/2013 0.185% 05/01/2013	86958CTR5	50,000,000.00	(50,000,000.00)	0.00	(50,000,000.00)			
03/06/13	03/06/13	GOLDMAN SACHS & CO REPO AGRMT DTD 03/06/2013 0.120% 03/07/2013	RE0962481	50,000,000.00	(50,000,000.00)	0.00	(50,000,000.00)			
03/06/13	03/06/13	BNP PARIBAS FINANCE INC COMM PAPER -- 0.000% 03/07/2013	0556N0Q73	50,000,000.00	(49,999,833.33)	0.00	(49,999,833.33)			
03/06/13	03/06/13	BNP PARIBAS FINANCE INC COMM PAPER -- 0.000% 03/07/2013	0556N0Q73	50,000,000.00	(49,999,833.33)	0.00	(49,999,833.33)			
03/06/13	03/06/13	RABOBANK USA FIN CORP COMM PAPER -- 0.000% 03/07/2013	74977KQ77	50,000,000.00	(49,999,805.56)	0.00	(49,999,805.56)			



Managed Account Security Transactions & Interest

For the Month Ending **March 31, 2013**

SAN BERNARDINO COUNTY - 76990800

Transaction Type		Security Description	CUSIP	Par	Principal Proceeds	Accrued Interest	Total	Realized G/L Cost	Realized G/L Amort Cost	Sale Method
Trade	Settle									
BUY										
03/06/13	03/06/13	RABOBANK USA FIN CORP COMM PAPER -- 0.000% 03/07/2013	74977KQ77	50,000,000.00	(49,999,805.56)	0.00	(49,999,805.56)			
03/06/13	03/06/13	RABOBANK USA FIN CORP COMM PAPER -- 0.000% 03/07/2013	74977KQ77	50,000,000.00	(49,999,805.56)	0.00	(49,999,805.56)			
03/06/13	03/06/13	RABOBANK USA FIN CORP COMM PAPER -- 0.000% 03/07/2013	74977KQ77	25,000,000.00	(24,999,902.78)	0.00	(24,999,902.78)			
03/07/13	03/07/13	BNP PARIBAS FINANCE INC COMM PAPER -- 0.000% 03/08/2013	0556N0Q81	50,000,000.00	(49,999,833.33)	0.00	(49,999,833.33)			
03/07/13	03/07/13	BNP PARIBAS FINANCE INC COMM PAPER -- 0.000% 03/08/2013	0556N0Q81	50,000,000.00	(49,999,833.33)	0.00	(49,999,833.33)			
03/07/13	03/07/13	BNP PARIBAS FINANCE INC COMM PAPER -- 0.000% 03/08/2013	0556N0Q81	20,000,000.00	(19,999,933.33)	0.00	(19,999,933.33)			
03/07/13	03/07/13	GOLDMAN SACHS & CO REPO AGRMT DTD 03/07/2013 0.140% 03/08/2013	RE0962507	50,000,000.00	(50,000,000.00)	0.00	(50,000,000.00)			
03/07/13	03/07/13	RABOBANK USA FIN CORP COMM PAPER -- 0.000% 03/08/2013	74977KQ85	50,000,000.00	(49,999,819.44)	0.00	(49,999,819.44)			
03/07/13	03/07/13	RABOBANK USA FIN CORP COMM PAPER -- 0.000% 03/08/2013	74977KQ85	50,000,000.00	(49,999,819.44)	0.00	(49,999,819.44)			
03/07/13	03/07/13	RABOBANK USA FIN CORP COMM PAPER -- 0.000% 03/08/2013	74977KQ85	20,000,000.00	(19,999,927.78)	0.00	(19,999,927.78)			
03/07/13	03/08/13	NORDEA BANK FINLAND NY CERT DEPOS DTD 03/08/2013 0.180% 06/03/2013	65558EHW1	50,000,000.00	(50,000,000.00)	0.00	(50,000,000.00)			



Managed Account Security Transactions & Interest

For the Month Ending **March 31, 2013**

SAN BERNARDINO COUNTY - 76990800

Transaction Type		Security Description	CUSIP	Par	Principal Proceeds	Accrued Interest	Total	Realized G/L Cost	Realized G/L Amort Cost	Sale Method
Trade	Settle									
BUY										
03/08/13	03/08/13	RABOBANK USA FIN CORP COMM PAPER -- 0.000% 03/11/2013	74977KQB8	50,000,000.00	(49,999,458.33)	0.00	(49,999,458.33)			
03/08/13	03/08/13	RABOBANK USA FIN CORP COMM PAPER -- 0.000% 03/11/2013	74977KOB8	50,000,000.00	(49,999,458.33)	0.00	(49,999,458.33)			
03/08/13	03/08/13	RABOBANK USA FIN CORP COMM PAPER -- 0.000% 03/11/2013	74977KQB8	30,000,000.00	(29,999,675.00)	0.00	(29,999,675.00)			
03/08/13	03/08/13	GOLDMAN SACHS & CO REPO AGRMT DTD 03/08/2013 0.150% 03/11/2013	RE0972928	50,000,000.00	(50,000,000.00)	0.00	(50,000,000.00)			
03/08/13	03/08/13	BNP PARIBAS FINANCE INC COMM PAPER -- 0.000% 03/11/2013	0556N0QB4	50,000,000.00	(49,999,500.00)	0.00	(49,999,500.00)			
03/08/13	03/08/13	BNP PARIBAS FINANCE INC COMM PAPER -- 0.000% 03/11/2013	0556N0OB4	50,000,000.00	(49,999,500.00)	0.00	(49,999,500.00)			
03/08/13	03/08/13	BNP PARIBAS FINANCE INC COMM PAPER -- 0.000% 03/11/2013	0556N0OB4	20,000,000.00	(19,999,800.00)	0.00	(19,999,800.00)			
03/08/13	03/11/13	FREDDIE MAC GLOBAL NOTES DTD 03/07/2013 0.500% 05/13/2016	3137EADQ9	25,000,000.00	(24,984,750.00)	(1,388.89)	(24,986,138.89)			
03/08/13	03/11/13	FHLB NOTES DTD 11/05/2010 1.375% 12/11/2015	313371NW2	25,000,000.00	(25,625,000.00)	(85,937.50)	(25,710,937.50)			
03/11/13	03/11/13	GOLDMAN SACHS & CO REPO AGRMT DTD 03/11/2013 0.140% 03/12/2013	RE0962515	50,000,000.00	(50,000,000.00)	0.00	(50,000,000.00)			
03/11/13	03/11/13	RABOBANK USA FIN CORP COMM PAPER -- 0.000% 03/12/2013	74977KQC6	50,000,000.00	(49,999,819.44)	0.00	(49,999,819.44)			
03/11/13	03/11/13	RABOBANK USA FIN CORP COMM PAPER -- 0.000% 03/12/2013	74977KOC6	50,000,000.00	(49,999,819.44)	0.00	(49,999,819.44)			



Managed Account Security Transactions & Interest

For the Month Ending **March 31, 2013**

SAN BERNARDINO COUNTY - 76990800

Transaction Type		Security Description	CUSIP	Par	Principal Proceeds	Accrued Interest	Total	Realized G/L Cost	Realized G/L Amort Cost	Sale Method
Trade	Settle									
BUY										
03/11/13	03/11/13	RABOBANK USA FIN CORP COMM PAPER -- 0.000% 03/12/2013	74977KQC6	15,000,000.00	(14,999,945.83)	0.00	(14,999,945.83)			
03/11/13	03/11/13	BNP PARIBAS FINANCE INC COMM PAPER -- 0.000% 03/12/2013	0556N0OC2	50,000,000.00	(49,999,833.33)	0.00	(49,999,833.33)			
03/11/13	03/11/13	BNP PARIBAS FINANCE INC COMM PAPER -- 0.000% 03/12/2013	0556N0OC2	50,000,000.00	(49,999,833.33)	0.00	(49,999,833.33)			
03/12/13	03/12/13	BNP PARIBAS FINANCE INC COMM PAPER -- 0.000% 03/13/2013	0556N0OD0	50,000,000.00	(49,999,833.33)	0.00	(49,999,833.33)			
03/12/13	03/12/13	BNP PARIBAS FINANCE INC COMM PAPER -- 0.000% 03/13/2013	0556N0OD0	50,000,000.00	(49,999,833.33)	0.00	(49,999,833.33)			
03/12/13	03/12/13	BNP PARIBAS FINANCE INC COMM PAPER -- 0.000% 03/13/2013	0556N0QD0	10,000,000.00	(9,999,966.67)	0.00	(9,999,966.67)			
03/12/13	03/12/13	GOLDMAN SACHS & CO REPO AGRMT DTD 03/12/2013 0.110% 03/13/2013	RE0962531	50,000,000.00	(50,000,000.00)	0.00	(50,000,000.00)			
03/12/13	03/12/13	RABOBANK USA FIN CORP COMM PAPER -- 0.000% 03/13/2013	74977KQD4	50,000,000.00	(49,999,833.33)	0.00	(49,999,833.33)			
03/12/13	03/12/13	RABOBANK USA FIN CORP COMM PAPER -- 0.000% 03/13/2013	74977KOD4	50,000,000.00	(49,999,833.33)	0.00	(49,999,833.33)			
03/12/13	03/12/13	RABOBANK USA FIN CORP COMM PAPER -- 0.000% 03/13/2013	74977KQD4	10,000,000.00	(9,999,966.67)	0.00	(9,999,966.67)			
03/12/13	03/13/13	BANK OF MONTREAL CHICAGO CERT DEPOS DTD 03/13/2013 0.180% 05/01/2013	06366XN57	25,000,000.00	(25,000,000.00)	0.00	(25,000,000.00)			



Managed Account Security Transactions & Interest

For the Month Ending **March 31, 2013**

SAN BERNARDINO COUNTY - 76990800

Transaction Type		Security Description	CUSIP	Par	Principal Proceeds	Accrued Interest	Total	Realized G/L Cost	Realized G/L Amort Cost	Sale Method
Trade	Settle									
BUY										
03/12/13	03/14/13	TORONTO DOMINION BANK NY CERT DEPOS DTD 03/14/2013 0.165% 05/01/2013	89112WYW1	25,000,000.00	(25,000,000.00)	0.00	(25,000,000.00)			
03/13/13	03/13/13	RABOBANK USA FIN CORP COMM PAPER -- 0.000% 03/14/2013	74977KOE2	50,000,000.00	(49,999,833.33)	0.00	(49,999,833.33)			
03/13/13	03/13/13	RABOBANK USA FIN CORP COMM PAPER -- 0.000% 03/14/2013	74977KQE2	50,000,000.00	(49,999,833.33)	0.00	(49,999,833.33)			
03/13/13	03/13/13	RABOBANK USA FIN CORP COMM PAPER -- 0.000% 03/14/2013	74977KOE2	50,000,000.00	(49,999,833.33)	0.00	(49,999,833.33)			
03/13/13	03/13/13	RABOBANK USA FIN CORP COMM PAPER -- 0.000% 03/14/2013	74977KOE2	25,000,000.00	(24,999,916.67)	0.00	(24,999,916.67)			
03/13/13	03/13/13	GOLDMAN SACHS & CO REPO AGRMT DTD 03/13/2013 0.060% 03/14/2013	RE0962564	50,000,000.00	(50,000,000.00)	0.00	(50,000,000.00)			
03/13/13	03/13/13	BANK OF NOVA SCOTIA NY COMM PAPER -- 0.000% 03/14/2013	06416JQE6	50,000,000.00	(49,999,819.44)	0.00	(49,999,819.44)			
03/13/13	03/13/13	BANK OF NOVA SCOTIA NY COMM PAPER -- 0.000% 03/14/2013	06416JQE6	50,000,000.00	(49,999,819.44)	0.00	(49,999,819.44)			
03/13/13	03/13/13	BANK OF NOVA SCOTIA NY COMM PAPER -- 0.000% 03/14/2013	06416JQE6	20,000,000.00	(19,999,927.78)	0.00	(19,999,927.78)			
03/14/13	03/14/13	BANK OF NOVA SCOTIA NY COMM PAPER -- 0.000% 03/15/2013	06416JQF3	50,000,000.00	(49,999,819.44)	0.00	(49,999,819.44)			
03/14/13	03/14/13	BANK OF NOVA SCOTIA NY COMM PAPER -- 0.000% 03/15/2013	06416JQF3	50,000,000.00	(49,999,819.44)	0.00	(49,999,819.44)			



Managed Account Security Transactions & Interest

For the Month Ending **March 31, 2013**

SAN BERNARDINO COUNTY - 76990800

Transaction Type		Security Description	CUSIP	Par	Principal Proceeds	Accrued Interest	Total	Realized G/L Cost	Realized G/L Amort Cost	Sale Method
Trade	Settle									
BUY										
03/14/13	03/14/13	BANK OF NOVA SCOTIA NY COMM PAPER -- 0.000% 03/15/2013	06416JQF3	10,000,000.00	(9,999,963.89)	0.00	(9,999,963.89)			
03/14/13	03/14/13	GOLDMAN SACHS & CO REPO AGRMT DTD 03/14/2013 0.080% 03/15/2013	RE0962572	50,000,000.00	(50,000,000.00)	0.00	(50,000,000.00)			
03/14/13	03/14/13	RABOBANK USA FIN CORP COMM PAPER -- 0.000% 03/15/2013	74977KQF9	50,000,000.00	(49,999,833.33)	0.00	(49,999,833.33)			
03/14/13	03/14/13	RABOBANK USA FIN CORP COMM PAPER -- 0.000% 03/15/2013	74977KOF9	50,000,000.00	(49,999,833.33)	0.00	(49,999,833.33)			
03/14/13	03/14/13	RABOBANK USA FIN CORP COMM PAPER -- 0.000% 03/15/2013	74977KQF9	50,000,000.00	(49,999,833.33)	0.00	(49,999,833.33)			
03/14/13	03/14/13	RABOBANK USA FIN CORP COMM PAPER -- 0.000% 03/15/2013	74977KOF9	25,000,000.00	(24,999,916.67)	0.00	(24,999,916.67)			
03/15/13	03/15/13	RABOBANK USA FIN CORP COMM PAPER -- 0.000% 03/18/2013	74977KQJ1	50,000,000.00	(49,999,458.33)	0.00	(49,999,458.33)			
03/15/13	03/15/13	RABOBANK USA FIN CORP COMM PAPER -- 0.000% 03/18/2013	74977KQJ1	50,000,000.00	(49,999,458.33)	0.00	(49,999,458.33)			
03/15/13	03/15/13	RABOBANK USA FIN CORP COMM PAPER -- 0.000% 03/18/2013	74977KQJ1	50,000,000.00	(49,999,458.33)	0.00	(49,999,458.33)			
03/15/13	03/15/13	RABOBANK USA FIN CORP COMM PAPER -- 0.000% 03/18/2013	74977KQJ1	32,000,000.00	(31,999,653.33)	0.00	(31,999,653.33)			
03/15/13	03/15/13	GOLDMAN SACHS & CO REPO AGRMT DTD 03/15/2013 0.170% 03/18/2013	RE0962580	50,000,000.00	(50,000,000.00)	0.00	(50,000,000.00)			
03/15/13	03/15/13	BANK OF NOVA SCOTIA NY COMM PAPER -- 0.000% 03/18/2013	06416JQJ5	50,000,000.00	(49,999,458.33)	0.00	(49,999,458.33)			



Managed Account Security Transactions & Interest

For the Month Ending **March 31, 2013**

SAN BERNARDINO COUNTY - 76990800

Transaction Type		Security Description	CUSIP	Par	Principal Proceeds	Accrued Interest	Total	Realized G/L Cost	Realized G/L Amort Cost	Sale Method
Trade	Settle									
BUY										
03/15/13	03/15/13	BANK OF NOVA SCOTIA NY COMM PAPER -- 0.000% 03/18/2013	06416JQJ5	50,000,000.00	(49,999,458.33)	0.00	(49,999,458.33)			
03/15/13	03/15/13	BANK OF NOVA SCOTIA NY COMM PAPER -- 0.000% 03/18/2013	06416JQJ5	10,000,000.00	(9,999,891.67)	0.00	(9,999,891.67)			
03/18/13	03/18/13	BNP PARIBAS FINANCE INC COMM PAPER -- 0.000% 03/19/2013	0556N0QK4	50,000,000.00	(49,999,847.22)	0.00	(49,999,847.22)			
03/18/13	03/18/13	BNP PARIBAS FINANCE INC COMM PAPER -- 0.000% 03/19/2013	0556N0QK4	7,000,000.00	(6,999,978.61)	0.00	(6,999,978.61)			
03/18/13	03/18/13	BANK OF NOVA SCOTIA NY COMM PAPER -- 0.000% 03/19/2013	06416JOK2	42,000,000.00	(41,999,848.33)	0.00	(41,999,848.33)			
03/18/13	03/18/13	BANK OF NOVA SCOTIA NY COMM PAPER -- 0.000% 04/26/2013	06416JRS4	50,000,000.00	(49,992,958.33)	0.00	(49,992,958.33)			
03/18/13	03/18/13	GOLDMAN SACHS & CO REPO AGRMT DTD 03/18/2013 0.110% 03/19/2013	RE0962606	50,000,000.00	(50,000,000.00)	0.00	(50,000,000.00)			
03/18/13	03/18/13	RABOBANK USA FIN CORP COMM PAPER -- 0.000% 03/19/2013	74977KQK8	50,000,000.00	(49,999,805.56)	0.00	(49,999,805.56)			
03/18/13	03/18/13	RABOBANK USA FIN CORP COMM PAPER -- 0.000% 03/19/2013	74977KOK8	50,000,000.00	(49,999,805.56)	0.00	(49,999,805.56)			
03/18/13	03/18/13	RABOBANK USA FIN CORP COMM PAPER -- 0.000% 03/19/2013	74977KQK8	50,000,000.00	(49,999,805.56)	0.00	(49,999,805.56)			
03/18/13	03/18/13	RABOBANK USA FIN CORP COMM PAPER -- 0.000% 03/19/2013	74977KOK8	35,000,000.00	(34,999,863.89)	0.00	(34,999,863.89)			
03/19/13	03/19/13	GOLDMAN SACHS & CO REPO AGRMT DTD 03/19/2013 0.100% 03/20/2013	RE0962622	50,000,000.00	(50,000,000.00)	0.00	(50,000,000.00)			



Managed Account Security Transactions & Interest

For the Month Ending **March 31, 2013**

SAN BERNARDINO COUNTY - 76990800

Transaction Type		Security Description	CUSIP	Par	Principal Proceeds	Accrued Interest	Total	Realized G/L Cost	Realized G/L Amort Cost	Sale Method
Trade	Settle									
BUY										
03/19/13	03/19/13	BNP PARIBAS FINANCE INC COMM PAPER -- 0.000% 03/20/2013	0556N0QL2	50,000,000.00	(49,999,833.33)	0.00	(49,999,833.33)			
03/19/13	03/19/13	BNP PARIBAS FINANCE INC COMM PAPER -- 0.000% 03/20/2013	0556N0QL2	50,000,000.00	(49,999,833.33)	0.00	(49,999,833.33)			
03/19/13	03/19/13	BNP PARIBAS FINANCE INC COMM PAPER -- 0.000% 03/20/2013	0556N0QL2	45,000,000.00	(44,999,850.00)	0.00	(44,999,850.00)			
03/19/13	03/19/13	RABOBANK USA FIN CORP COMM PAPER -- 0.000% 03/20/2013	74977KOL6	50,000,000.00	(49,999,805.56)	0.00	(49,999,805.56)			
03/19/13	03/19/13	RABOBANK USA FIN CORP COMM PAPER -- 0.000% 03/20/2013	74977KOL6	50,000,000.00	(49,999,805.56)	0.00	(49,999,805.56)			
03/19/13	03/19/13	RABOBANK USA FIN CORP COMM PAPER -- 0.000% 03/20/2013	74977KQL6	50,000,000.00	(49,999,805.56)	0.00	(49,999,805.56)			
03/19/13	03/19/13	ROYAL BANK OF CANADA NY CD (FLOAT) DTD 03/19/2013 0.350% 03/19/2014	78009NLX2	25,000,000.00	(25,000,000.00)	0.00	(25,000,000.00)			
03/20/13	03/20/13	RABOBANK USA FIN CORP COMM PAPER -- 0.000% 03/21/2013	74977KQM4	50,000,000.00	(49,999,819.44)	0.00	(49,999,819.44)			
03/20/13	03/20/13	RABOBANK USA FIN CORP COMM PAPER -- 0.000% 03/21/2013	74977KOM4	50,000,000.00	(49,999,819.44)	0.00	(49,999,819.44)			
03/20/13	03/20/13	RABOBANK USA FIN CORP COMM PAPER -- 0.000% 03/21/2013	74977KOM4	50,000,000.00	(49,999,819.44)	0.00	(49,999,819.44)			
03/20/13	03/20/13	RABOBANK USA FIN CORP COMM PAPER -- 0.000% 03/21/2013	74977KQM4	18,000,000.00	(17,999,935.00)	0.00	(17,999,935.00)			



Managed Account Security Transactions & Interest

For the Month Ending **March 31, 2013**

SAN BERNARDINO COUNTY - 76990800

Transaction Type		Security Description	CUSIP	Par	Principal Proceeds	Accrued Interest	Total	Realized G/L Cost	Realized G/L Amort Cost	Sale Method
Trade	Settle									
BUY										
03/20/13	03/20/13	GOLDMAN SACHS & CO REPO AGRMT DTD 03/20/2013 0.120% 03/21/2013	RE0962630	50,000,000.00	(50,000,000.00)	0.00	(50,000,000.00)			
03/20/13	03/20/13	BNP PARIBAS FINANCE INC COMM PAPER DTD 03/20/2013 0.000% 03/21/2013	0556N0QM0	50,000,000.00	(49,999,833.33)	0.00	(49,999,833.33)			
03/20/13	03/20/13	BNP PARIBAS FINANCE INC COMM PAPER DTD 03/20/2013 0.000% 03/21/2013	0556N0QM0	50,000,000.00	(49,999,833.33)	0.00	(49,999,833.33)			
03/20/13	03/20/13	BNP PARIBAS FINANCE INC COMM PAPER DTD 03/20/2013 0.000% 03/21/2013	0556N0QM0	50,000,000.00	(49,999,833.33)	0.00	(49,999,833.33)			
03/20/13	03/20/13	BNP PARIBAS FINANCE INC COMM PAPER DTD 03/20/2013 0.000% 03/21/2013	0556N0QM0	15,000,000.00	(14,999,950.00)	0.00	(14,999,950.00)			
03/21/13	03/21/13	GOLDMAN SACHS & CO REPO AGRMT DTD 03/21/2013 0.100% 03/22/2013	RE1000000	50,000,000.00	(50,000,000.00)	0.00	(50,000,000.00)			
03/21/13	03/21/13	BNP PARIBAS FINANCE INC COMM PAPER -- 0.000% 03/22/2013	0556N0QN8	50,000,000.00	(49,999,833.33)	0.00	(49,999,833.33)			
03/21/13	03/21/13	BNP PARIBAS FINANCE INC COMM PAPER -- 0.000% 03/22/2013	0556N0QN8	50,000,000.00	(49,999,833.33)	0.00	(49,999,833.33)			
03/21/13	03/21/13	BNP PARIBAS FINANCE INC COMM PAPER -- 0.000% 03/22/2013	0556N0QN8	50,000,000.00	(49,999,833.33)	0.00	(49,999,833.33)			
03/21/13	03/21/13	BNP PARIBAS FINANCE INC COMM PAPER -- 0.000% 03/22/2013	0556N0QN8	11,000,000.00	(10,999,963.33)	0.00	(10,999,963.33)			
03/21/13	03/21/13	RABOBANK USA FIN CORP COMM PAPER -- 0.000% 03/22/2013	74977KON2	50,000,000.00	(49,999,819.44)	0.00	(49,999,819.44)			
03/21/13	03/21/13	RABOBANK USA FIN CORP COMM PAPER -- 0.000% 03/22/2013	74977KQN2	50,000,000.00	(49,999,819.44)	0.00	(49,999,819.44)			



Managed Account Security Transactions & Interest

For the Month Ending **March 31, 2013**

SAN BERNARDINO COUNTY - 76990800

Transaction Type		Security Description	CUSIP	Par	Principal Proceeds	Accrued Interest	Total	Realized G/L Cost	Realized G/L Amort Cost	Sale Method
Trade	Settle									
BUY										
03/21/13	03/21/13	RABOBANK USA FIN CORP COMM PAPER -- 0.000% 03/22/2013	74977KQN2	50,000,000.00	(49,999,819.44)	0.00	(49,999,819.44)			
03/21/13	03/21/13	RABOBANK USA FIN CORP COMM PAPER -- 0.000% 03/22/2013	74977KON2	15,000,000.00	(14,999,945.83)	0.00	(14,999,945.83)			
03/22/13	03/22/13	GOLDMAN SACHS & CO REPO AGRMT DTD 03/22/2013 0.110% 03/25/2013	RE1000018	50,000,000.00	(50,000,000.00)	0.00	(50,000,000.00)			
03/22/13	03/22/13	BNP PARIBAS FINANCE INC COMM PAPER -- 0.000% 03/25/2013	0556N0OR9	50,000,000.00	(49,999,500.00)	0.00	(49,999,500.00)			
03/22/13	03/22/13	BNP PARIBAS FINANCE INC COMM PAPER -- 0.000% 03/25/2013	0556N0QR9	50,000,000.00	(49,999,500.00)	0.00	(49,999,500.00)			
03/22/13	03/22/13	BNP PARIBAS FINANCE INC COMM PAPER -- 0.000% 03/25/2013	0556N0OR9	50,000,000.00	(49,999,500.00)	0.00	(49,999,500.00)			
03/22/13	03/22/13	BNP PARIBAS FINANCE INC COMM PAPER -- 0.000% 03/25/2013	0556N0OR9	25,000,000.00	(24,999,750.00)	0.00	(24,999,750.00)			
03/22/13	03/22/13	RABOBANK USA FIN CORP COMM PAPER -- 0.000% 03/25/2013	74977KQR3	50,000,000.00	(49,999,458.33)	0.00	(49,999,458.33)			
03/22/13	03/22/13	RABOBANK USA FIN CORP COMM PAPER -- 0.000% 03/25/2013	74977KOR3	50,000,000.00	(49,999,458.33)	0.00	(49,999,458.33)			
03/22/13	03/22/13	RABOBANK USA FIN CORP COMM PAPER -- 0.000% 03/25/2013	74977KQR3	50,000,000.00	(49,999,458.33)	0.00	(49,999,458.33)			
03/22/13	03/22/13	RABOBANK USA FIN CORP COMM PAPER -- 0.000% 03/25/2013	74977KOR3	25,000,000.00	(24,999,729.17)	0.00	(24,999,729.17)			



Managed Account Security Transactions & Interest

For the Month Ending **March 31, 2013**

SAN BERNARDINO COUNTY - 76990800

Transaction Type		Security Description	CUSIP	Par	Principal Proceeds	Accrued Interest	Total	Realized G/L Cost	Realized G/L Amort Cost	Sale Method
Trade	Settle									
BUY										
03/25/13	03/25/13	TORONTO DOMINION BANK NY CERT DEPOS DTD 03/25/2013 0.180% 06/03/2013	89112WD46	50,000,000.00	(50,000,000.00)	0.00	(50,000,000.00)			
03/25/13	03/25/13	BNP PARIBAS FINANCE INC COMM PAPER -- 0.000% 03/26/2013	0556N0QS7	50,000,000.00	(49,999,833.33)	0.00	(49,999,833.33)			
03/25/13	03/25/13	BNP PARIBAS FINANCE INC COMM PAPER -- 0.000% 03/26/2013	0556N0QS7	50,000,000.00	(49,999,833.33)	0.00	(49,999,833.33)			
03/25/13	03/25/13	BNP PARIBAS FINANCE INC COMM PAPER -- 0.000% 03/26/2013	0556N0QS7	30,000,000.00	(29,999,900.00)	0.00	(29,999,900.00)			
03/25/13	03/25/13	NORDEA BANK FINLAND NY CERT DEPOS DTD 03/25/2013 0.190% 06/28/2013	65558EJV1	25,000,000.00	(25,000,000.00)	0.00	(25,000,000.00)			
03/25/13	03/25/13	NORDEA BANK FINLAND NY CERT DEPOS DTD 03/25/2013 0.190% 06/28/2013	65558EJV1	25,000,000.00	(25,000,000.00)	0.00	(25,000,000.00)			
03/25/13	03/25/13	GOLDMAN SACHS & CO REPO AGRMT DTD 03/25/2013 0.130% 03/26/2013	RE1000026	50,000,000.00	(50,000,000.00)	0.00	(50,000,000.00)			
03/25/13	03/25/13	RABOBANK USA FIN CORP COMM PAPER -- 0.000% 03/26/2013	74977KQS1	50,000,000.00	(49,999,819.44)	0.00	(49,999,819.44)			
03/25/13	03/25/13	RABOBANK USA FIN CORP COMM PAPER -- 0.000% 03/26/2013	74977KOS1	37,000,000.00	(36,999,866.39)	0.00	(36,999,866.39)			
03/25/13	03/25/13	RABOBANK USA FIN CORP COMM PAPER -- 0.000% 03/26/2013	74977KQS1	50,000,000.00	(49,999,819.44)	0.00	(49,999,819.44)			
03/25/13	04/15/13	FHLB (CALLABLE) NOTES DTD 04/15/2013 0.250% 04/15/2014	313382LR2	50,000,000.00	(50,000,000.00)	0.00	(50,000,000.00)			
03/26/13	03/26/13	GOLDMAN SACHS & CO REPO AGRMT DTD 03/26/2013 0.090% 03/27/2013	RE0962655	50,000,000.00	(50,000,000.00)	0.00	(50,000,000.00)			



Managed Account Security Transactions & Interest

For the Month Ending **March 31, 2013**

SAN BERNARDINO COUNTY - 76990800

Transaction Type		Security Description	CUSIP	Par	Principal Proceeds	Accrued Interest	Total	Realized G/L Cost	Realized G/L Amort Cost	Sale Method
Trade	Settle									
BUY										
03/26/13	03/26/13	BNP PARIBAS FINANCE INC COMM PAPER -- 0.000% 03/27/2013	0556N0QT5	50,000,000.00	(49,999,833.33)	0.00	(49,999,833.33)			
03/26/13	03/26/13	BNP PARIBAS FINANCE INC COMM PAPER -- 0.000% 03/27/2013	0556N0QT5	50,000,000.00	(49,999,833.33)	0.00	(49,999,833.33)			
03/26/13	03/26/13	BNP PARIBAS FINANCE INC COMM PAPER -- 0.000% 03/27/2013	0556N0QT5	22,000,000.00	(21,999,926.67)	0.00	(21,999,926.67)			
03/26/13	03/26/13	BNP PARIBAS FINANCE INC COMM PAPER -- 0.000% 03/27/2013	0556N0QT5	25,000,000.00	(24,999,916.67)	0.00	(24,999,916.67)			
03/26/13	03/26/13	SVENSKA HANDELSBANKEN NY CERT DEPOS DTD 03/26/2013 0.200% 06/28/2013	86958CUR3	25,000,000.00	(25,000,000.00)	0.00	(25,000,000.00)			
03/26/13	03/26/13	RABOBANK USA FIN CORP COMM PAPER -- 0.000% 03/27/2013	74977KQT9	50,000,000.00	(49,999,833.33)	0.00	(49,999,833.33)			
03/26/13	03/26/13	RABOBANK USA FIN CORP COMM PAPER -- 0.000% 03/27/2013	74977KOT9	50,000,000.00	(49,999,833.33)	0.00	(49,999,833.33)			
03/26/13	03/27/13	BANK OF NOVA SCOTIA NY COMM PAPER -- 0.000% 04/18/2013	06416JRJ4	50,000,000.00	(49,996,027.78)	0.00	(49,996,027.78)			
03/27/13	03/27/13	BNP PARIBAS FINANCE INC COMM PAPER -- 0.000% 03/28/2013	0556N0OU2	50,000,000.00	(49,999,847.22)	0.00	(49,999,847.22)			
03/27/13	03/27/13	BNP PARIBAS FINANCE INC COMM PAPER -- 0.000% 03/28/2013	0556N0OU2	50,000,000.00	(49,999,847.22)	0.00	(49,999,847.22)			
03/27/13	03/27/13	BNP PARIBAS FINANCE INC COMM PAPER -- 0.000% 03/28/2013	0556N0OU2	50,000,000.00	(49,999,847.22)	0.00	(49,999,847.22)			



Managed Account Security Transactions & Interest

For the Month Ending **March 31, 2013**

SAN BERNARDINO COUNTY - 76990800

Transaction Type		Security Description	CUSIP	Par	Principal Proceeds	Accrued Interest	Total	Realized G/L Cost	Realized G/L Amort Cost	Sale Method
Trade	Settle									
BUY										
03/27/13	03/27/13	GOLDMAN SACHS & CO REPO AGRMT DTD 03/27/2013 0.070% 03/28/2013	RE0962671	50,000,000.00	(50,000,000.00)	0.00	(50,000,000.00)			
03/27/13	03/27/13	RABOBANK USA FIN CORP COMM PAPER -- 0.000% 03/28/2013	74977KOU6	50,000,000.00	(49,999,861.11)	0.00	(49,999,861.11)			
03/27/13	03/27/13	RABOBANK USA FIN CORP COMM PAPER -- 0.000% 03/28/2013	74977KQU6	46,000,000.00	(45,999,872.22)	0.00	(45,999,872.22)			
03/27/13	03/27/13	US BANK NA COMM PAPER -- 0.000% 04/03/2013	9033E0R32	50,000,000.00	(49,999,222.22)	0.00	(49,999,222.22)			
03/27/13	03/27/13	US BANK NA COMM PAPER -- 0.000% 04/03/2013	9033E0R32	25,000,000.00	(24,999,611.11)	0.00	(24,999,611.11)			
03/27/13	03/28/13	NORDEA NORTH AMERICA INC COMM PAPER -- 0.000% 06/28/2013	6555P0TU3	25,000,000.00	(24,988,180.56)	0.00	(24,988,180.56)			
03/28/13	03/28/13	GOLDMAN SACHS & CO REPO AGRMT DTD 03/28/2013 0.170% 04/01/2013	RE0962697	50,000,000.00	(50,000,000.00)	0.00	(50,000,000.00)			
03/28/13	03/28/13	US BANK NA COMM PAPER -- 0.000% 04/26/2013	9033E0RS7	40,000,000.00	(39,996,777.78)	0.00	(39,996,777.78)			
03/28/13	03/28/13	GENERAL ELEC CAP CORP COMM PAPER -- 0.000% 04/12/2013	36959HRC3	10,000,000.00	(9,999,708.33)	0.00	(9,999,708.33)			
03/28/13	03/28/13	BNP PARIBAS FINANCE INC COMM PAPER -- 0.000% 04/01/2013	0556N0R15	40,000,000.00	(39,999,644.44)	0.00	(39,999,644.44)			
03/28/13	03/28/13	GENERAL ELEC CAP CORP COMM PAPER -- 0.000% 04/04/2013	36959HR41	50,000,000.00	(49,999,319.44)	0.00	(49,999,319.44)			
03/28/13	03/28/13	GENERAL ELEC CAP CORP COMM PAPER -- 0.000% 04/04/2013	36959HR41	5,000,000.00	(4,999,931.94)	0.00	(4,999,931.94)			
03/28/13	03/28/13	BNP PARIBAS FINANCE INC COMM PAPER -- 0.000% 04/01/2013	0556N0R15	50,000,000.00	(49,999,555.56)	0.00	(49,999,555.56)			
03/28/13	03/28/13	BNP PARIBAS FINANCE INC COMM PAPER -- 0.000% 04/01/2013	0556N0R15	50,000,000.00	(49,999,555.56)	0.00	(49,999,555.56)			



Managed Account Security Transactions & Interest

For the Month Ending **March 31, 2013**

SAN BERNARDINO COUNTY - 76990800

Transaction Type		Security Description	CUSIP	Par	Principal Proceeds	Accrued Interest	Total	Realized G/L Cost	Realized G/L Amort Cost	Sale Method
Trade	Settle									
BUY										
03/28/13	03/28/13	BNP PARIBAS FINANCE INC COMM PAPER -- 0.000% 04/01/2013	0556N0R15	50,000,000.00	(49,999,555.56)	0.00	(49,999,555.56)			

Transaction Type Sub-Total **7,475,000,000.00 (7,475,551,668.39) (87,326.39) (7,475,638,994.78)**

INTEREST										
03/03/13	03/03/13	FHLMC NOTES (FLOATING) DTD 09/01/2011 0.390% 09/03/2013	3134G2B50	25,000,000.00	0.00	23,784.72	23,784.72			
03/12/13	03/12/13	FHLMC NOTES (FLOATING) DTD 09/12/2011 0.370% 09/12/2013	3134G2K43	25,000,000.00	0.00	22,388.90	22,388.90			
03/12/13	03/12/13	FHLMC NOTES (FLOATING) DTD 09/12/2011 0.370% 09/12/2013	3134G2K43	25,000,000.00	0.00	22,388.90	22,388.90			
03/13/13	03/13/13	FHLB NOTES TAP ISSUE DTD 08/09/2010 1.000% 09/13/2013	313370LB2	25,000,000.00	0.00	125,000.00	125,000.00			
03/13/13	03/13/13	FHLB NOTES TAP ISSUE DTD 08/09/2010 1.000% 09/13/2013	313370LB2	25,000,000.00	0.00	125,000.00	125,000.00			
03/13/13	03/13/13	FHLB NOTES TAP ISSUE DTD 08/09/2010 1.000% 09/13/2013	313370LB2	25,000,000.00	0.00	125,000.00	125,000.00			
03/13/13	03/13/13	FHLB NOTES TAP ISSUE DTD 08/09/2010 1.000% 09/13/2013	313370LB2	25,000,000.00	0.00	125,000.00	125,000.00			
03/13/13	03/13/13	FHLB NOTES TAP ISSUE DTD 08/09/2010 1.000% 09/13/2013	313370LB2	25,000,000.00	0.00	125,000.00	125,000.00			
03/15/13	03/15/13	FNMA NOTES DTD 01/18/2011 2.250% 03/15/2016	3135G0AL7	50,000,000.00	0.00	562,500.00	562,500.00			
03/15/13	03/15/13	FNMA NOTES DTD 01/18/2011 2.250% 03/15/2016	3135G0AL7	50,000,000.00	0.00	562,500.00	562,500.00			
03/15/13	03/15/13	US TREASURY NOTES DTD 03/15/2010 1.375% 03/15/2013	912828MT4	25,000,000.00	0.00	171,875.00	171,875.00			
03/17/13	03/17/13	FNMA NOTES (EX-CALLABLE) DTD 09/17/2010 1.125% 09/17/2013	31398A3L4	12,500,000.00	0.00	70,312.50	70,312.50			
03/17/13	03/17/13	FNMA NOTES (EX-CALLABLE) DTD 09/17/2010 1.125% 09/17/2013	31398A3L4	12,500,000.00	0.00	70,312.50	70,312.50			
03/17/13	03/17/13	FNMA NOTES (EX-CALLABLE) DTD 09/17/2010 1.125% 09/17/2013	31398A3L4	1,980,000.00	0.00	11,137.50	11,137.50			



Managed Account Security Transactions & Interest

For the Month Ending **March 31, 2013**

SAN BERNARDINO COUNTY - 76990800

Transaction Type		Security Description	CUSIP	Par	Principal Proceeds	Accrued Interest	Total	Realized G/L Cost	Realized G/L Amort Cost	Sale Method
Trade	Settle									
INTEREST										
03/17/13	03/17/13	FHLMC FLOATING NOTES DTD 06/17/2011 0.153% 06/17/2013	3134G2MJ8	50,000,000.00	0.00	5,899.45	5,899.45			
03/22/13	03/22/13	FREDDIE MAC GLOBAL NOTES DTD 08/05/2011 0.750% 09/22/2014	3134G2WG3	55,000,000.00	0.00	206,250.00	206,250.00			
03/25/13	03/25/13	FHLMC NOTES (CALLABLE) DTD 09/25/2012 0.500% 09/25/2015	3134G3L24	15,000,000.00	0.00	37,500.00	37,500.00			
03/25/13	03/25/13	FHLMC NOTES (CALLABLE) DTD 09/25/2012 0.500% 09/25/2015	3134G3L24	15,000,000.00	0.00	37,500.00	37,500.00			
03/25/13	03/25/13	FHLMC NOTES (CALLABLE) DTD 09/25/2012 0.500% 09/25/2015	3134G3L24	20,000,000.00	0.00	50,000.00	50,000.00			
03/27/13	03/27/13	FHLMC GLOBAL REFERENCE NOTES DTD 08/20/2008 4.125% 09/27/2013	3137EABS7	25,000,000.00	0.00	515,625.00	515,625.00			
03/27/13	03/27/13	FHLMC GLOBAL REFERENCE NOTES DTD 08/20/2008 4.125% 09/27/2013	3137EABS7	25,000,000.00	0.00	515,625.00	515,625.00			
03/28/13	03/28/13	FHLMC NOTES DTD 02/04/2011 0.750% 03/28/2013	3137EACS6	25,000,000.00	0.00	93,750.00	93,750.00			
03/30/13	03/30/13	FANNIE MAE GLOBAL NOTES DTD 02/15/2013 0.500% 03/30/2016	3135G0VA8	40,000,000.00	0.00	25,000.00	25,000.00			
03/30/13	03/30/13	FNMA NOTES DTD 08/02/2010 1.125% 09/30/2013	31398A2M3	25,000,000.00	0.00	140,625.00	140,625.00			
03/31/13	03/31/13	FIDELITY GOV'T MM FUND 57	316175108	0.00	0.00	25.48	25.48			
03/31/13	03/31/13	FEDERATED GOVT OBLIGATIONS FUND	60934N104	0.00	0.00	7.56	7.56			
03/31/13	03/31/13	GOLDMAN FS GOVERNMENT MM FUND	38141W273	0.00	0.00	482.04	482.04			
Transaction Type Sub-Total				646,980,000.00	0.00	3,770,489.55	3,770,489.55			

MATURITY										
03/01/13	03/01/13	BNP PARIBAS FINANCE INC COMM PAPER -- 0.000% 03/01/2013	0556N0Q16	50,000,000.00	50,000,000.00	0.00	50,000,000.00	166.67	0.00	
03/01/13	03/01/13	BNP PARIBAS FINANCE INC COMM PAPER -- 0.000% 03/01/2013	0556N0Q16	50,000,000.00	50,000,000.00	0.00	50,000,000.00	166.67	0.00	



Managed Account Security Transactions & Interest

For the Month Ending **March 31, 2013**

SAN BERNARDINO COUNTY - 76990800

Transaction Type		Security Description	CUSIP	Par	Principal Proceeds	Accrued Interest	Total	Realized G/L Cost	Realized G/L Amort Cost	Sale Method
Trade	Settle									
MATURITY										
03/01/13	03/01/13	BNP PARIBAS FINANCE INC COMM PAPER -- 0.000% 03/01/2013	0556N0Q16	50,000,000.00	50,000,000.00	0.00	50,000,000.00	166.67	0.00	
03/01/13	03/01/13	BNP PARIBAS FINANCE INC COMM PAPER -- 0.000% 03/01/2013	0556N0Q16	30,000,000.00	30,000,000.00	0.00	30,000,000.00	100.00	0.00	
03/01/13	03/01/13	GENERAL ELECTRIC CO COMM PAPER -- 0.000% 03/01/2013	36960LQ16	45,000,000.00	45,000,000.00	0.00	45,000,000.00	6,875.00	0.00	
03/01/13	03/01/13	US BANK NA COMM PAPER -- 0.000% 03/01/2013	9033E0O17	50,000,000.00	50,000,000.00	0.00	50,000,000.00	111.11	0.00	
03/01/13	03/01/13	US BANK NA COMM PAPER -- 0.000% 03/01/2013	9033E0Q17	50,000,000.00	50,000,000.00	0.00	50,000,000.00	111.11	0.00	
03/01/13	03/01/13	SVENSKA HANDELSBANKEN NY CERT DEPOS DTD 01/30/2013 0.175% 03/01/2013	86958CRY2	25,000,000.00	25,000,000.00	3,645.83	25,003,645.83	0.00	0.00	
03/01/13	03/01/13	GOLDMAN SACHS & CO REPO AGRMT DTD 02/28/2013 0.170% 03/01/2013	RE0962366	50,000,000.00	50,000,000.00	236.11	50,000,236.11	0.00	0.00	
03/01/13	03/01/13	GOLDMAN SACHS & CO REPO AGRMT DTD 12/07/2012 0.180% 03/01/2013	RE0961319	100,000,000.00	100,000,000.00	42,000.00	100,042,000.00	0.00	0.00	
03/01/13	03/01/13	TOYOTA MOTOR CREDIT CORP COMM PAPER -- 0.000% 03/01/2013	89233GO17	50,000,000.00	50,000,000.00	0.00	50,000,000.00	13,541.67	0.00	
03/04/13	03/04/13	NORDEA BANK FINLAND NY CERT DEPOS DTD 12/04/2012 0.210% 03/04/2013	65558EEG9	50,000,000.00	50,000,000.00	26,250.00	50,026,250.00	0.00	0.00	
03/04/13	03/04/13	RABOBANK USA FIN CORP COMM PAPER -- 0.000% 03/04/2013	74977KQ44	50,000,000.00	50,000,000.00	0.00	50,000,000.00	541.67	0.00	
03/04/13	03/04/13	RABOBANK USA FIN CORP COMM PAPER -- 0.000% 03/04/2013	74977KO44	50,000,000.00	50,000,000.00	0.00	50,000,000.00	541.67	0.00	
03/04/13	03/04/13	RABOBANK USA FIN CORP COMM PAPER -- 0.000% 03/04/2013	74977KQ44	50,000,000.00	50,000,000.00	0.00	50,000,000.00	541.67	0.00	



Managed Account Security Transactions & Interest

For the Month Ending **March 31, 2013**

SAN BERNARDINO COUNTY - 76990800

Transaction Type		Security Description	CUSIP	Par	Principal Proceeds	Accrued Interest	Total	Realized G/L Cost	Realized G/L Amort Cost	Sale Method
Trade	Settle									
MATURITY										
03/04/13	03/04/13	RABOBANK USA FIN CORP COMM PAPER -- 0.000% 03/04/2013	74977KQ44	44,000,000.00	44,000,000.00	0.00	44,000,000.00	476.67	0.00	
03/04/13	03/04/13	BNP PARIBAS FINANCE INC COMM PAPER -- 0.000% 03/04/2013	0556N0Q40	50,000,000.00	50,000,000.00	0.00	50,000,000.00	500.00	0.00	
03/04/13	03/04/13	BNP PARIBAS FINANCE INC COMM PAPER -- 0.000% 03/04/2013	0556N0Q40	50,000,000.00	50,000,000.00	0.00	50,000,000.00	500.00	0.00	
03/04/13	03/04/13	BNP PARIBAS FINANCE INC COMM PAPER -- 0.000% 03/04/2013	0556N0Q40	50,000,000.00	50,000,000.00	0.00	50,000,000.00	500.00	0.00	
03/04/13	03/04/13	BNP PARIBAS FINANCE INC COMM PAPER -- 0.000% 03/04/2013	0556N0Q40	43,000,000.00	43,000,000.00	0.00	43,000,000.00	430.00	0.00	
03/04/13	03/04/13	GOLDMAN SACHS & CO REPO AGRMT DTD 03/01/2013 0.170% 03/04/2013	RE0962457	50,000,000.00	50,000,000.00	708.33	50,000,708.33	0.00	0.00	
03/05/13	03/05/13	GOLDMAN SACHS & CO REPO AGRMT DTD 03/04/2013 0.160% 03/05/2013	RE0962465	50,000,000.00	50,000,000.00	222.22	50,000,222.22	0.00	0.00	
03/05/13	03/05/13	BNP PARIBAS FINANCE INC COMM PAPER -- 0.000% 03/05/2013	0556N0Q57	50,000,000.00	50,000,000.00	0.00	50,000,000.00	166.67	0.00	
03/05/13	03/05/13	BNP PARIBAS FINANCE INC COMM PAPER -- 0.000% 03/05/2013	0556N0Q57	50,000,000.00	50,000,000.00	0.00	50,000,000.00	166.67	0.00	
03/05/13	03/05/13	BNP PARIBAS FINANCE INC COMM PAPER -- 0.000% 03/05/2013	0556N0Q57	50,000,000.00	50,000,000.00	0.00	50,000,000.00	166.67	0.00	
03/05/13	03/05/13	BNP PARIBAS FINANCE INC COMM PAPER -- 0.000% 03/05/2013	0556N0Q57	25,000,000.00	25,000,000.00	0.00	25,000,000.00	83.33	0.00	
03/05/13	03/05/13	RABOBANK USA FIN CORP COMM PAPER -- 0.000% 03/05/2013	74977KQ51	6,000,000.00	6,000,000.00	0.00	6,000,000.00	21.67	0.00	



Managed Account Security Transactions & Interest

For the Month Ending **March 31, 2013**

SAN BERNARDINO COUNTY - 76990800

Transaction Type		Security Description	CUSIP	Par	Principal Proceeds	Accrued Interest	Total	Realized G/L Cost	Realized G/L Amort Cost	Sale Method
Trade	Settle									
MATURITY										
03/05/13	03/05/13	RABOBANK USA FIN CORP COMM PAPER -- 0.000% 03/05/2013	74977KQ51	50,000,000.00	50,000,000.00	0.00	50,000,000.00	180.56	0.00	
03/05/13	03/05/13	RABOBANK USA FIN CORP COMM PAPER -- 0.000% 03/05/2013	74977KQ51	50,000,000.00	50,000,000.00	0.00	50,000,000.00	180.56	0.00	
03/05/13	03/05/13	RABOBANK USA FIN CORP COMM PAPER -- 0.000% 03/05/2013	74977KQ51	50,000,000.00	50,000,000.00	0.00	50,000,000.00	180.56	0.00	
03/05/13	03/05/13	RABOBANK USA FIN CORP COMM PAPER -- 0.000% 03/05/2013	74977KQ51	25,000,000.00	25,000,000.00	0.00	25,000,000.00	90.28	0.00	
03/06/13	03/06/13	BNP PARIBAS FINANCE INC COMM PAPER -- 0.000% 03/06/2013	0556N0Q65	50,000,000.00	50,000,000.00	0.00	50,000,000.00	166.67	0.00	
03/06/13	03/06/13	BNP PARIBAS FINANCE INC COMM PAPER -- 0.000% 03/06/2013	0556N0Q65	50,000,000.00	50,000,000.00	0.00	50,000,000.00	166.67	0.00	
03/06/13	03/06/13	BNP PARIBAS FINANCE INC COMM PAPER -- 0.000% 03/06/2013	0556N0Q65	50,000,000.00	50,000,000.00	0.00	50,000,000.00	166.67	0.00	
03/06/13	03/06/13	BNP PARIBAS FINANCE INC COMM PAPER -- 0.000% 03/06/2013	0556N0Q65	27,000,000.00	27,000,000.00	0.00	27,000,000.00	90.00	0.00	
03/06/13	03/06/13	RABOBANK USA FIN CORP COMM PAPER -- 0.000% 03/06/2013	74977KQ69	50,000,000.00	50,000,000.00	0.00	50,000,000.00	180.56	0.00	
03/06/13	03/06/13	RABOBANK USA FIN CORP COMM PAPER -- 0.000% 03/06/2013	74977KQ69	50,000,000.00	50,000,000.00	0.00	50,000,000.00	180.56	0.00	
03/06/13	03/06/13	RABOBANK USA FIN CORP COMM PAPER -- 0.000% 03/06/2013	74977KQ69	30,000,000.00	30,000,000.00	0.00	30,000,000.00	108.33	0.00	



Managed Account Security Transactions & Interest

For the Month Ending **March 31, 2013**

SAN BERNARDINO COUNTY - 76990800

Transaction Type		Security Description	CUSIP	Par	Principal Proceeds	Accrued Interest	Total	Realized G/L Cost	Realized G/L Amort Cost	Sale Method
Trade	Settle									
MATURITY										
03/06/13	03/06/13	RABOBANK USA FIN CORP COMM PAPER -- 0.000% 03/06/2013	74977KQ69	50,000,000.00	50,000,000.00	0.00	50,000,000.00	180.56	0.00	
03/06/13	03/06/13	GOLDMAN SACHS & CO REPO AGRMT DTD 03/05/2013 0.120% 03/06/2013	RE0962473	50,000,000.00	50,000,000.00	166.67	50,000,166.67	0.00	0.00	
03/07/13	03/07/13	BNP PARIBAS FINANCE INC COMM PAPER -- 0.000% 03/07/2013	0556N0Q73	50,000,000.00	50,000,000.00	0.00	50,000,000.00	166.67	0.00	
03/07/13	03/07/13	BNP PARIBAS FINANCE INC COMM PAPER -- 0.000% 03/07/2013	0556N0Q73	50,000,000.00	50,000,000.00	0.00	50,000,000.00	166.67	0.00	
03/07/13	03/07/13	GOLDMAN SACHS & CO REPO AGRMT DTD 03/06/2013 0.120% 03/07/2013	RE0962481	50,000,000.00	50,000,000.00	166.67	50,000,166.67	0.00	0.00	
03/07/13	03/07/13	RABOBANK USA FIN CORP COMM PAPER -- 0.000% 03/07/2013	74977KQ77	50,000,000.00	50,000,000.00	0.00	50,000,000.00	194.44	0.00	
03/07/13	03/07/13	RABOBANK USA FIN CORP COMM PAPER -- 0.000% 03/07/2013	74977KQ77	50,000,000.00	50,000,000.00	0.00	50,000,000.00	194.44	0.00	
03/07/13	03/07/13	RABOBANK USA FIN CORP COMM PAPER -- 0.000% 03/07/2013	74977KQ77	50,000,000.00	50,000,000.00	0.00	50,000,000.00	194.44	0.00	
03/07/13	03/07/13	RABOBANK USA FIN CORP COMM PAPER -- 0.000% 03/07/2013	74977KQ77	25,000,000.00	25,000,000.00	0.00	25,000,000.00	97.22	0.00	
03/08/13	03/08/13	GOLDMAN SACHS & CO REPO AGRMT DTD 03/07/2013 0.140% 03/08/2013	RE0962507	50,000,000.00	50,000,000.00	194.44	50,000,194.44	0.00	0.00	
03/08/13	03/08/13	BANK OF NOVA SCOTIA NY COMM PAPER -- 0.000% 03/08/2013	06416JO89	50,000,000.00	50,000,000.00	0.00	50,000,000.00	1,111.11	0.00	
03/08/13	03/08/13	BNP PARIBAS FINANCE INC COMM PAPER -- 0.000% 03/08/2013	0556N0Q81	50,000,000.00	50,000,000.00	0.00	50,000,000.00	166.67	0.00	



Managed Account Security Transactions & Interest

For the Month Ending **March 31, 2013**

SAN BERNARDINO COUNTY - 76990800

Transaction Type		Security Description	CUSIP	Par	Principal Proceeds	Accrued Interest	Total	Realized G/L Cost	Realized G/L Amort Cost	Sale Method
Trade	Settle									
MATURITY										
03/08/13	03/08/13	BNP PARIBAS FINANCE INC COMM PAPER -- 0.000% 03/08/2013	0556N0Q81	50,000,000.00	50,000,000.00	0.00	50,000,000.00	166.67	0.00	
03/08/13	03/08/13	BNP PARIBAS FINANCE INC COMM PAPER -- 0.000% 03/08/2013	0556N0Q81	20,000,000.00	20,000,000.00	0.00	20,000,000.00	66.67	0.00	
03/08/13	03/08/13	RABOBANK USA FIN CORP COMM PAPER -- 0.000% 03/08/2013	74977KQ85	50,000,000.00	50,000,000.00	0.00	50,000,000.00	180.56	0.00	
03/08/13	03/08/13	RABOBANK USA FIN CORP COMM PAPER -- 0.000% 03/08/2013	74977KQ85	50,000,000.00	50,000,000.00	0.00	50,000,000.00	180.56	0.00	
03/08/13	03/08/13	RABOBANK USA FIN CORP COMM PAPER -- 0.000% 03/08/2013	74977KQ85	20,000,000.00	20,000,000.00	0.00	20,000,000.00	72.22	0.00	
03/11/13	03/11/13	RABOBANK USA FIN CORP COMM PAPER -- 0.000% 03/11/2013	74977KQB8	50,000,000.00	50,000,000.00	0.00	50,000,000.00	541.67	0.00	
03/11/13	03/11/13	RABOBANK USA FIN CORP COMM PAPER -- 0.000% 03/11/2013	74977KQB8	50,000,000.00	50,000,000.00	0.00	50,000,000.00	541.67	0.00	
03/11/13	03/11/13	RABOBANK USA FIN CORP COMM PAPER -- 0.000% 03/11/2013	74977KQB8	30,000,000.00	30,000,000.00	0.00	30,000,000.00	325.00	0.00	
03/11/13	03/11/13	BNP PARIBAS FINANCE INC COMM PAPER -- 0.000% 03/11/2013	0556N0QB4	50,000,000.00	50,000,000.00	0.00	50,000,000.00	500.00	0.00	
03/11/13	03/11/13	BNP PARIBAS FINANCE INC COMM PAPER -- 0.000% 03/11/2013	0556N0QB4	50,000,000.00	50,000,000.00	0.00	50,000,000.00	500.00	0.00	
03/11/13	03/11/13	BNP PARIBAS FINANCE INC COMM PAPER -- 0.000% 03/11/2013	0556N0QB4	20,000,000.00	20,000,000.00	0.00	20,000,000.00	200.00	0.00	



Managed Account Security Transactions & Interest

For the Month Ending **March 31, 2013**

SAN BERNARDINO COUNTY - 76990800

Transaction Type		Security Description	CUSIP	Par	Principal Proceeds	Accrued Interest	Total	Realized G/L Cost	Realized G/L Amort Cost	Sale Method
Trade	Settle									
MATURITY										
03/11/13	03/11/13	GOLDMAN SACHS & CO REPO AGRMT DTD 03/08/2013 0.150% 03/11/2013	RE0972928	50,000,000.00	50,000,000.00	625.00	50,000,625.00	0.00	0.00	
03/11/13	03/11/13	GENERAL ELECTRIC CO COMM PAPER -- 0.000% 03/11/2013	36960LOB4	40,000,000.00	40,000,000.00	0.00	40,000,000.00	1,600.00	0.00	
03/12/13	03/12/13	BNP PARIBAS FINANCE INC COMM PAPER -- 0.000% 03/12/2013	0556N0OC2	50,000,000.00	50,000,000.00	0.00	50,000,000.00	166.67	0.00	
03/12/13	03/12/13	BNP PARIBAS FINANCE INC COMM PAPER -- 0.000% 03/12/2013	0556N0OC2	50,000,000.00	50,000,000.00	0.00	50,000,000.00	166.67	0.00	
03/12/13	03/12/13	RABOBANK USA FIN CORP COMM PAPER -- 0.000% 03/12/2013	74977KQC6	50,000,000.00	50,000,000.00	0.00	50,000,000.00	180.56	0.00	
03/12/13	03/12/13	RABOBANK USA FIN CORP COMM PAPER -- 0.000% 03/12/2013	74977KOC6	50,000,000.00	50,000,000.00	0.00	50,000,000.00	180.56	0.00	
03/12/13	03/12/13	RABOBANK USA FIN CORP COMM PAPER -- 0.000% 03/12/2013	74977KQC6	15,000,000.00	15,000,000.00	0.00	15,000,000.00	54.17	0.00	
03/12/13	03/12/13	GOLDMAN SACHS & CO REPO AGRMT DTD 03/11/2013 0.140% 03/12/2013	RE0962515	50,000,000.00	50,000,000.00	194.44	50,000,194.44	0.00	0.00	
03/13/13	03/13/13	RABOBANK USA FIN CORP COMM PAPER -- 0.000% 03/13/2013	74977KQD4	50,000,000.00	50,000,000.00	0.00	50,000,000.00	166.67	0.00	
03/13/13	03/13/13	RABOBANK USA FIN CORP COMM PAPER -- 0.000% 03/13/2013	74977KOD4	50,000,000.00	50,000,000.00	0.00	50,000,000.00	166.67	0.00	
03/13/13	03/13/13	RABOBANK USA FIN CORP COMM PAPER -- 0.000% 03/13/2013	74977KOD4	10,000,000.00	10,000,000.00	0.00	10,000,000.00	33.33	0.00	
03/13/13	03/13/13	BNP PARIBAS FINANCE INC COMM PAPER -- 0.000% 03/13/2013	0556N0QD0	50,000,000.00	50,000,000.00	0.00	50,000,000.00	166.67	0.00	



Managed Account Security Transactions & Interest

For the Month Ending **March 31, 2013**

SAN BERNARDINO COUNTY - 76990800

Transaction Type		Security Description	CUSIP	Par	Principal Proceeds	Accrued Interest	Total	Realized G/L Cost	Realized G/L Amort Cost	Sale Method
Trade	Settle									
MATURITY										
03/13/13	03/13/13	BNP PARIBAS FINANCE INC COMM PAPER -- 0.000% 03/13/2013	0556N0QD0	50,000,000.00	50,000,000.00	0.00	50,000,000.00	166.67	0.00	
03/13/13	03/13/13	BNP PARIBAS FINANCE INC COMM PAPER -- 0.000% 03/13/2013	0556N0QD0	10,000,000.00	10,000,000.00	0.00	10,000,000.00	33.33	0.00	
03/13/13	03/13/13	GOLDMAN SACHS & CO REPO AGRMT DTD 03/12/2013 0.110% 03/13/2013	RE0962531	50,000,000.00	50,000,000.00	152.78	50,000,152.78	0.00	0.00	
03/13/13	03/13/13	NORDEA BANK FINLAND NY CERT DEPOS DTD 12/13/2012 0.210% 03/13/2013	65558EEV6	25,000,000.00	25,000,000.00	13,125.00	25,013,125.00	0.00	0.00	
03/14/13	03/14/13	GOLDMAN SACHS & CO REPO AGRMT DTD 03/13/2013 0.060% 03/14/2013	RE0962564	50,000,000.00	50,000,000.00	83.33	50,000,083.33	0.00	0.00	
03/14/13	03/14/13	BANK OF NOVA SCOTIA NY COMM PAPER -- 0.000% 03/14/2013	06416JQE6	50,000,000.00	50,000,000.00	0.00	50,000,000.00	180.56	0.00	
03/14/13	03/14/13	BANK OF NOVA SCOTIA NY COMM PAPER -- 0.000% 03/14/2013	06416JQE6	50,000,000.00	50,000,000.00	0.00	50,000,000.00	180.56	0.00	
03/14/13	03/14/13	BANK OF NOVA SCOTIA NY COMM PAPER -- 0.000% 03/14/2013	06416JQE6	20,000,000.00	20,000,000.00	0.00	20,000,000.00	72.22	0.00	
03/14/13	03/14/13	RABOBANK USA FIN CORP COMM PAPER -- 0.000% 03/14/2013	74977KOE2	50,000,000.00	50,000,000.00	0.00	50,000,000.00	166.67	0.00	
03/14/13	03/14/13	RABOBANK USA FIN CORP COMM PAPER -- 0.000% 03/14/2013	74977KQE2	50,000,000.00	50,000,000.00	0.00	50,000,000.00	166.67	0.00	
03/14/13	03/14/13	RABOBANK USA FIN CORP COMM PAPER -- 0.000% 03/14/2013	74977KOE2	50,000,000.00	50,000,000.00	0.00	50,000,000.00	166.67	0.00	
03/14/13	03/14/13	RABOBANK USA FIN CORP COMM PAPER -- 0.000% 03/14/2013	74977KQE2	25,000,000.00	25,000,000.00	0.00	25,000,000.00	83.33	0.00	



Managed Account Security Transactions & Interest

For the Month Ending **March 31, 2013**

SAN BERNARDINO COUNTY - 76990800

Transaction Type		Security Description	CUSIP	Par	Principal Proceeds	Accrued Interest	Total	Realized G/L Cost	Realized G/L Amort Cost	Sale Method
Trade	Settle									
MATURITY										
03/15/13	03/15/13	US TREASURY NOTES DTD 03/15/2010 1.375% 03/15/2013	912828MT4	25,000,000.00	25,000,000.00	0.00	25,000,000.00	(310,546.88)	0.00	
03/15/13	03/15/13	RABOBANK USA FIN CORP COMM PAPER -- 0.000% 03/15/2013	74977KOF9	50,000,000.00	50,000,000.00	0.00	50,000,000.00	166.67	0.00	
03/15/13	03/15/13	RABOBANK USA FIN CORP COMM PAPER -- 0.000% 03/15/2013	74977KQF9	50,000,000.00	50,000,000.00	0.00	50,000,000.00	166.67	0.00	
03/15/13	03/15/13	RABOBANK USA FIN CORP COMM PAPER -- 0.000% 03/15/2013	74977KOF9	50,000,000.00	50,000,000.00	0.00	50,000,000.00	166.67	0.00	
03/15/13	03/15/13	RABOBANK USA FIN CORP COMM PAPER -- 0.000% 03/15/2013	74977KQF9	25,000,000.00	25,000,000.00	0.00	25,000,000.00	83.33	0.00	
03/15/13	03/15/13	BANK OF NOVA SCOTIA NY COMM PAPER -- 0.000% 03/15/2013	06416JOF3	50,000,000.00	50,000,000.00	0.00	50,000,000.00	180.56	0.00	
03/15/13	03/15/13	BANK OF NOVA SCOTIA NY COMM PAPER -- 0.000% 03/15/2013	06416JOF3	50,000,000.00	50,000,000.00	0.00	50,000,000.00	180.56	0.00	
03/15/13	03/15/13	BANK OF NOVA SCOTIA NY COMM PAPER -- 0.000% 03/15/2013	06416JQF3	10,000,000.00	10,000,000.00	0.00	10,000,000.00	36.11	0.00	
03/15/13	03/15/13	GOLDMAN SACHS & CO REPO AGRMT DTD 03/14/2013 0.080% 03/15/2013	RE0962572	50,000,000.00	50,000,000.00	111.11	50,000,111.11	0.00	0.00	
03/18/13	03/18/13	BANK OF NOVA SCOTIA NY COMM PAPER -- 0.000% 03/18/2013	06416JQJ5	50,000,000.00	50,000,000.00	0.00	50,000,000.00	541.67	0.00	
03/18/13	03/18/13	BANK OF NOVA SCOTIA NY COMM PAPER -- 0.000% 03/18/2013	06416JOJ5	50,000,000.00	50,000,000.00	0.00	50,000,000.00	541.67	0.00	
03/18/13	03/18/13	BANK OF NOVA SCOTIA NY COMM PAPER -- 0.000% 03/18/2013	06416JQJ5	10,000,000.00	10,000,000.00	0.00	10,000,000.00	108.33	0.00	



Managed Account Security Transactions & Interest

For the Month Ending **March 31, 2013**

SAN BERNARDINO COUNTY - 76990800

Transaction Type		Security Description	CUSIP	Par	Principal Proceeds	Accrued Interest	Total	Realized G/L Cost	Realized G/L Amort Cost	Sale Method
Trade	Settle									
MATURITY										
03/18/13	03/18/13	RABOBANK USA FIN CORP COMM PAPER -- 0.000% 03/18/2013	74977KQJ1	50,000,000.00	50,000,000.00	0.00	50,000,000.00	541.67	0.00	
03/18/13	03/18/13	RABOBANK USA FIN CORP COMM PAPER -- 0.000% 03/18/2013	74977KQJ1	50,000,000.00	50,000,000.00	0.00	50,000,000.00	541.67	0.00	
03/18/13	03/18/13	RABOBANK USA FIN CORP COMM PAPER -- 0.000% 03/18/2013	74977KQJ1	50,000,000.00	50,000,000.00	0.00	50,000,000.00	541.67	0.00	
03/18/13	03/18/13	RABOBANK USA FIN CORP COMM PAPER -- 0.000% 03/18/2013	74977KQJ1	32,000,000.00	32,000,000.00	0.00	32,000,000.00	346.67	0.00	
03/18/13	03/18/13	GOLDMAN SACHS & CO REPO AGRMT DTD 03/15/2013 0.170% 03/18/2013	RE0962580	50,000,000.00	50,000,000.00	708.33	50,000,708.33	0.00	0.00	
03/19/13	03/19/13	RABOBANK USA FIN CORP COMM PAPER -- 0.000% 03/19/2013	74977KOK8	50,000,000.00	50,000,000.00	0.00	50,000,000.00	194.44	0.00	
03/19/13	03/19/13	RABOBANK USA FIN CORP COMM PAPER -- 0.000% 03/19/2013	74977KOK8	50,000,000.00	50,000,000.00	0.00	50,000,000.00	194.44	0.00	
03/19/13	03/19/13	RABOBANK USA FIN CORP COMM PAPER -- 0.000% 03/19/2013	74977KQK8	50,000,000.00	50,000,000.00	0.00	50,000,000.00	194.44	0.00	
03/19/13	03/19/13	RABOBANK USA FIN CORP COMM PAPER -- 0.000% 03/19/2013	74977KOK8	35,000,000.00	35,000,000.00	0.00	35,000,000.00	136.11	0.00	
03/19/13	03/19/13	BANK OF NOVA SCOTIA NY COMM PAPER -- 0.000% 03/19/2013	06416JQK2	42,000,000.00	42,000,000.00	0.00	42,000,000.00	151.67	0.00	
03/19/13	03/19/13	BNP PARIBAS FINANCE INC COMM PAPER -- 0.000% 03/19/2013	0556N0OK4	50,000,000.00	50,000,000.00	0.00	50,000,000.00	152.78	0.00	



Managed Account Security Transactions & Interest

For the Month Ending **March 31, 2013**

SAN BERNARDINO COUNTY - 76990800

Transaction Type		Security Description	CUSIP	Par	Principal Proceeds	Accrued Interest	Total	Realized G/L Cost	Realized G/L Amort Cost	Sale Method
Trade	Settle									
MATURITY										
03/19/13	03/19/13	BNP PARIBAS FINANCE INC COMM PAPER -- 0.000% 03/19/2013	0556N0QK4	7,000,000.00	7,000,000.00	0.00	7,000,000.00	21.39	0.00	
03/19/13	03/19/13	GOLDMAN SACHS & CO REPO AGRMT DTD 03/18/2013 0.110% 03/19/2013	RE0962606	50,000,000.00	50,000,000.00	152.78	50,000,152.78	0.00	0.00	
03/20/13	03/20/13	BNP PARIBAS FINANCE INC COMM PAPER -- 0.000% 03/20/2013	0556N0QL2	50,000,000.00	50,000,000.00	0.00	50,000,000.00	166.67	0.00	
03/20/13	03/20/13	BNP PARIBAS FINANCE INC COMM PAPER -- 0.000% 03/20/2013	0556N0QL2	50,000,000.00	50,000,000.00	0.00	50,000,000.00	166.67	0.00	
03/20/13	03/20/13	BNP PARIBAS FINANCE INC COMM PAPER -- 0.000% 03/20/2013	0556N0QL2	45,000,000.00	45,000,000.00	0.00	45,000,000.00	150.00	0.00	
03/20/13	03/20/13	NORDEA BANK FINLAND NY CERT DEPOS DTD 12/21/2012 0.210% 03/20/2013	65558EFV5	25,000,000.00	25,000,000.00	12,979.17	25,012,979.17	0.00	0.00	
03/20/13	03/20/13	SVENSKA HANDELSBANKEN NY CERT DEPOS DTD 12/18/2012 0.230% 03/20/2013	86958CPJ7	25,000,000.00	25,000,000.00	14,694.44	25,014,694.44	0.00	0.00	
03/20/13	03/20/13	GOLDMAN SACHS & CO REPO AGRMT DTD 03/19/2013 0.100% 03/20/2013	RE0962622	50,000,000.00	50,000,000.00	138.89	50,000,138.89	0.00	0.00	
03/20/13	03/20/13	RABOBANK USA FIN CORP COMM PAPER -- 0.000% 03/20/2013	74977KOL6	50,000,000.00	50,000,000.00	0.00	50,000,000.00	194.44	0.00	
03/20/13	03/20/13	RABOBANK USA FIN CORP COMM PAPER -- 0.000% 03/20/2013	74977KQL6	50,000,000.00	50,000,000.00	0.00	50,000,000.00	194.44	0.00	
03/20/13	03/20/13	RABOBANK USA FIN CORP COMM PAPER -- 0.000% 03/20/2013	74977KOL6	50,000,000.00	50,000,000.00	0.00	50,000,000.00	194.44	0.00	
03/21/13	03/21/13	RABOBANK USA FIN CORP COMM PAPER -- 0.000% 03/21/2013	74977KQM4	50,000,000.00	50,000,000.00	0.00	50,000,000.00	180.56	0.00	



Managed Account Security Transactions & Interest

For the Month Ending **March 31, 2013**

SAN BERNARDINO COUNTY - 76990800

Transaction Type		Security Description	CUSIP	Par	Principal Proceeds	Accrued Interest	Total	Realized G/L Cost	Realized G/L Amort Cost	Sale Method
Trade	Settle									
MATURITY										
03/21/13	03/21/13	RABOBANK USA FIN CORP COMM PAPER -- 0.000% 03/21/2013	74977KQM4	50,000,000.00	50,000,000.00	0.00	50,000,000.00	180.56	0.00	
03/21/13	03/21/13	RABOBANK USA FIN CORP COMM PAPER -- 0.000% 03/21/2013	74977KOM4	50,000,000.00	50,000,000.00	0.00	50,000,000.00	180.56	0.00	
03/21/13	03/21/13	RABOBANK USA FIN CORP COMM PAPER -- 0.000% 03/21/2013	74977KQM4	18,000,000.00	18,000,000.00	0.00	18,000,000.00	65.00	0.00	
03/21/13	03/21/13	TOYOTA MOTOR CREDIT CORP COMM PAPER -- 0.000% 03/21/2013	89233GOM1	25,000,000.00	25,000,000.00	0.00	25,000,000.00	9,916.67	0.00	
03/21/13	03/21/13	BNP PARIBAS FINANCE INC COMM PAPER DTD 03/20/2013 0.000% 03/21/2013	0556N0QM0	50,000,000.00	50,000,000.00	0.00	50,000,000.00	166.67	0.00	
03/21/13	03/21/13	BNP PARIBAS FINANCE INC COMM PAPER DTD 03/20/2013 0.000% 03/21/2013	0556N0QM0	50,000,000.00	50,000,000.00	0.00	50,000,000.00	166.67	0.00	
03/21/13	03/21/13	BNP PARIBAS FINANCE INC COMM PAPER DTD 03/20/2013 0.000% 03/21/2013	0556N0QM0	50,000,000.00	50,000,000.00	0.00	50,000,000.00	166.67	0.00	
03/21/13	03/21/13	BNP PARIBAS FINANCE INC COMM PAPER DTD 03/20/2013 0.000% 03/21/2013	0556N0QM0	15,000,000.00	15,000,000.00	0.00	15,000,000.00	50.00	0.00	
03/21/13	03/21/13	GOLDMAN SACHS & CO REPO AGRMT DTD 03/20/2013 0.120% 03/21/2013	RE0962630	50,000,000.00	50,000,000.00	166.67	50,000,166.67	0.00	0.00	
03/22/13	03/22/13	BNP PARIBAS FINANCE INC COMM PAPER -- 0.000% 03/22/2013	0556N0QN8	50,000,000.00	50,000,000.00	0.00	50,000,000.00	166.67	0.00	
03/22/13	03/22/13	BNP PARIBAS FINANCE INC COMM PAPER -- 0.000% 03/22/2013	0556N0QN8	50,000,000.00	50,000,000.00	0.00	50,000,000.00	166.67	0.00	



Managed Account Security Transactions & Interest

For the Month Ending **March 31, 2013**

SAN BERNARDINO COUNTY - 76990800

Transaction Type		Security Description	CUSIP	Par	Principal Proceeds	Accrued Interest	Total	Realized G/L Cost	Realized G/L Amort Cost	Sale Method
Trade	Settle									
MATURITY										
03/22/13	03/22/13	BNP PARIBAS FINANCE INC COMM PAPER -- 0.000% 03/22/2013	0556N0QN8	50,000,000.00	50,000,000.00	0.00	50,000,000.00	166.67	0.00	
03/22/13	03/22/13	BNP PARIBAS FINANCE INC COMM PAPER -- 0.000% 03/22/2013	0556N0QN8	11,000,000.00	11,000,000.00	0.00	11,000,000.00	36.67	0.00	
03/22/13	03/22/13	GOLDMAN SACHS & CO REPO AGRMT DTD 03/21/2013 0.100% 03/22/2013	RE1000000	50,000,000.00	50,000,000.00	138.89	50,000,138.89	0.00	0.00	
03/22/13	03/22/13	RABOBANK USA FIN CORP COMM PAPER -- 0.000% 03/22/2013	74977KON2	50,000,000.00	50,000,000.00	0.00	50,000,000.00	180.56	0.00	
03/22/13	03/22/13	RABOBANK USA FIN CORP COMM PAPER -- 0.000% 03/22/2013	74977KQN2	50,000,000.00	50,000,000.00	0.00	50,000,000.00	180.56	0.00	
03/22/13	03/22/13	RABOBANK USA FIN CORP COMM PAPER -- 0.000% 03/22/2013	74977KON2	50,000,000.00	50,000,000.00	0.00	50,000,000.00	180.56	0.00	
03/22/13	03/22/13	RABOBANK USA FIN CORP COMM PAPER -- 0.000% 03/22/2013	74977KON2	15,000,000.00	15,000,000.00	0.00	15,000,000.00	54.17	0.00	
03/25/13	03/25/13	GOLDMAN SACHS & CO REPO AGRMT DTD 03/22/2013 0.110% 03/25/2013	RE1000018	50,000,000.00	50,000,000.00	458.33	50,000,458.33	0.00	0.00	
03/25/13	03/25/13	RABOBANK USA FIN CORP COMM PAPER -- 0.000% 03/25/2013	74977KOR3	50,000,000.00	50,000,000.00	0.00	50,000,000.00	541.67	0.00	
03/25/13	03/25/13	RABOBANK USA FIN CORP COMM PAPER -- 0.000% 03/25/2013	74977KQR3	50,000,000.00	50,000,000.00	0.00	50,000,000.00	541.67	0.00	
03/25/13	03/25/13	RABOBANK USA FIN CORP COMM PAPER -- 0.000% 03/25/2013	74977KOR3	25,000,000.00	25,000,000.00	0.00	25,000,000.00	270.83	0.00	
03/25/13	03/25/13	BNP PARIBAS FINANCE INC COMM PAPER -- 0.000% 03/25/2013	0556N0QR9	50,000,000.00	50,000,000.00	0.00	50,000,000.00	500.00	0.00	



Managed Account Security Transactions & Interest

For the Month Ending **March 31, 2013**

SAN BERNARDINO COUNTY - 76990800

Transaction Type		Security Description	CUSIP	Par	Principal Proceeds	Accrued Interest	Total	Realized G/L Cost	Realized G/L Amort Cost	Sale Method
Trade	Settle									
MATURITY										
03/25/13	03/25/13	BNP PARIBAS FINANCE INC COMM PAPER -- 0.000% 03/25/2013	0556N0QR9	50,000,000.00	50,000,000.00	0.00	50,000,000.00	500.00	0.00	
03/25/13	03/25/13	BNP PARIBAS FINANCE INC COMM PAPER -- 0.000% 03/25/2013	0556N0QR9	50,000,000.00	50,000,000.00	0.00	50,000,000.00	500.00	0.00	
03/25/13	03/25/13	BNP PARIBAS FINANCE INC COMM PAPER -- 0.000% 03/25/2013	0556N0QR9	25,000,000.00	25,000,000.00	0.00	25,000,000.00	250.00	0.00	
03/25/13	03/25/13	RABOBANK USA FIN CORP COMM PAPER -- 0.000% 03/25/2013	74977KOR3	50,000,000.00	50,000,000.00	0.00	50,000,000.00	541.67	0.00	
03/26/13	03/26/13	BNP PARIBAS FINANCE INC COMM PAPER -- 0.000% 03/26/2013	0556N0QS7	50,000,000.00	50,000,000.00	0.00	50,000,000.00	166.67	0.00	
03/26/13	03/26/13	BNP PARIBAS FINANCE INC COMM PAPER -- 0.000% 03/26/2013	0556N0QS7	50,000,000.00	50,000,000.00	0.00	50,000,000.00	166.67	0.00	
03/26/13	03/26/13	BNP PARIBAS FINANCE INC COMM PAPER -- 0.000% 03/26/2013	0556N0QS7	30,000,000.00	30,000,000.00	0.00	30,000,000.00	100.00	0.00	
03/26/13	03/26/13	RABOBANK USA FIN CORP COMM PAPER -- 0.000% 03/26/2013	74977KQS1	50,000,000.00	50,000,000.00	0.00	50,000,000.00	180.56	0.00	
03/26/13	03/26/13	RABOBANK USA FIN CORP COMM PAPER -- 0.000% 03/26/2013	74977KOS1	37,000,000.00	37,000,000.00	0.00	37,000,000.00	133.61	0.00	
03/26/13	03/26/13	GOLDMAN SACHS & CO REPO AGRMT DTD 03/25/2013 0.130% 03/26/2013	RE1000026	50,000,000.00	50,000,000.00	180.56	50,000,180.56	0.00	0.00	
03/26/13	03/26/13	RABOBANK USA FIN CORP COMM PAPER -- 0.000% 03/26/2013	74977KOS1	50,000,000.00	50,000,000.00	0.00	50,000,000.00	180.56	0.00	



Managed Account Security Transactions & Interest

For the Month Ending **March 31, 2013**

SAN BERNARDINO COUNTY - 76990800

Transaction Type		Security Description	CUSIP	Par	Principal Proceeds	Accrued Interest	Total	Realized G/L Cost	Realized G/L Amort Cost	Sale Method
Trade	Settle									
MATURITY										
03/27/13	03/27/13	RABOBANK USA FIN CORP COMM PAPER -- 0.000% 03/27/2013	74977KQT9	50,000,000.00	50,000,000.00	0.00	50,000,000.00	166.67	0.00	
03/27/13	03/27/13	RABOBANK USA FIN CORP COMM PAPER -- 0.000% 03/27/2013	74977KOT9	50,000,000.00	50,000,000.00	0.00	50,000,000.00	166.67	0.00	
03/27/13	03/27/13	BNP PARIBAS FINANCE INC COMM PAPER -- 0.000% 03/27/2013	0556N0QT5	50,000,000.00	50,000,000.00	0.00	50,000,000.00	166.67	0.00	
03/27/13	03/27/13	BNP PARIBAS FINANCE INC COMM PAPER -- 0.000% 03/27/2013	0556N0OT5	50,000,000.00	50,000,000.00	0.00	50,000,000.00	166.67	0.00	
03/27/13	03/27/13	BNP PARIBAS FINANCE INC COMM PAPER -- 0.000% 03/27/2013	0556N0OT5	22,000,000.00	22,000,000.00	0.00	22,000,000.00	73.33	0.00	
03/27/13	03/27/13	BNP PARIBAS FINANCE INC COMM PAPER -- 0.000% 03/27/2013	0556N0QT5	25,000,000.00	25,000,000.00	0.00	25,000,000.00	83.33	0.00	
03/27/13	03/27/13	CBA AUSTRALIA CERT DEPOS DTD 10/04/2012 0.230% 03/27/2013	20271EJL4	25,000,000.00	25,000,000.00	27,791.67	25,027,791.67	0.00	0.00	
03/27/13	03/27/13	GOLDMAN SACHS & CO REPO AGRMT DTD 03/26/2013 0.090% 03/27/2013	RE0962655	50,000,000.00	50,000,000.00	125.00	50,000,125.00	0.00	0.00	
03/28/13	03/28/13	GOLDMAN SACHS & CO REPO AGRMT DTD 03/27/2013 0.070% 03/28/2013	RE0962671	50,000,000.00	50,000,000.00	97.22	50,000,097.22	0.00	0.00	
03/28/13	03/28/13	BNP PARIBAS FINANCE INC COMM PAPER -- 0.000% 03/28/2013	0556N0OU2	50,000,000.00	50,000,000.00	0.00	50,000,000.00	152.78	0.00	
03/28/13	03/28/13	BNP PARIBAS FINANCE INC COMM PAPER -- 0.000% 03/28/2013	0556N0OU2	50,000,000.00	50,000,000.00	0.00	50,000,000.00	152.78	0.00	
03/28/13	03/28/13	BNP PARIBAS FINANCE INC COMM PAPER -- 0.000% 03/28/2013	0556N0QU2	50,000,000.00	50,000,000.00	0.00	50,000,000.00	152.78	0.00	



Managed Account Security Transactions & Interest

For the Month Ending **March 31, 2013**

SAN BERNARDINO COUNTY - 76990800

Transaction Type		Security Description	CUSIP	Par	Principal Proceeds	Accrued Interest	Total	Realized G/L Cost	Realized G/L Amort Cost	Sale Method
Trade	Settle									
MATURITY										
03/28/13	03/28/13	RABOBANK USA FIN CORP COMM PAPER -- 0.000% 03/28/2013	74977KQU6	50,000,000.00	50,000,000.00	0.00	50,000,000.00	138.89	0.00	
03/28/13	03/28/13	RABOBANK USA FIN CORP COMM PAPER -- 0.000% 03/28/2013	74977KOU6	46,000,000.00	46,000,000.00	0.00	46,000,000.00	127.78	0.00	
03/28/13	03/28/13	FHLMC NOTES DTD 02/04/2011 0.750% 03/28/2013	3137EACS6	25,000,000.00	25,000,000.00	0.00	25,000,000.00	118,250.00	0.00	
Transaction Type Sub-Total				7,335,000,000.00	7,335,000,000.00	145,513.88	7,335,145,513.88	(130,299.98)	0.00	
Managed Account Sub-Total					(140,551,668.39)	3,828,677.04	(136,722,991.35)	(130,299.98)	0.00	
Total Security Transactions					(140,551,668.39)	\$3,828,677.04	(136,722,991.35)	(130,299.98)	\$0.00	

Bolded items are forward settling trades.