



Customer Service
PO Box 11813
Harrisburg, PA 17108-1813

ACCOUNT STATEMENT

For the Month Ending
March 31, 2011

SAN BERNARDINO COUNTY

Client Management Team

Kenneth Schiebel, CFA

Managing Director
One Keystone Plaza, Suite 300
Harrisburg, PA 17101
717-232-2723
schiebelk@pfm.com

Contents

Cover/Disclosures
Summary Statement
Individual Accounts

Accounts included in Statement

76990800 SAN BERNARDINO COUNTY

SAN BERNARDINO COUNTY
JOHN JOHNSON
172 WEST THIRD STREET
1ST FLOOR
SAN BERNARDINO, CA 92415

Online Access www.pfm.com

Customer Service 1-717-232-2723

**Important Disclosures****Important Disclosures**

This statement is for general information purposes only and is not intended to provide specific advice or recommendations. PFM Asset Management LLC ("PFM") is an investment advisor registered with the Securities and Exchange Commission, and is required to maintain a written disclosure statement of our background and business experience. If you would like to receive a copy of our current disclosure statement, please contact Service Operations at the address below.

Proxy Voting PFM does not normally receive proxies to vote on behalf of its clients. However, it does on occasion receive consent requests. In the event a consent request is received the portfolio manager contacts the client and then proceeds according to their instructions. PFM's Proxy Voting Policy is available upon request by contacting Service Operations at the address below.

Questions About an Account PFM's monthly statement is intended to detail our investment advisory activity as well as the activity of any accounts held by clients in pools that are managed by PFM. The custodian bank maintains the control of assets and executes (i.e., settles) all investment transactions. The custodian statement is the official record of security and cash holdings and transactions. PFM recognizes that clients may use these reports to facilitate record keeping; therefore the custodian bank statement and the PFM statement should be reconciled and differences resolved. Many custodians use a settlement date basis which may result in the need to reconcile due to a timing difference.

Account Control PFM does not have the authority to withdraw funds from or deposit funds to the custodian. Our clients retain responsibility for their internal accounting policies; implementing and enforcing internal controls and generating ledger entries or otherwise recording transactions.

Market Value Generally, PFM's market prices are derived from closing bid prices as of the last business day of the month as supplied by Interactive Data, Bloomberg or Telerate. Where prices are not available from generally recognized sources the securities are priced using a yield-based matrix system to arrive at an estimated market value. Prices that fall between data points are interpolated. Non-negotiable FDIC-insured bank certificates of deposit are priced at par. Although PFM believes the prices to be reliable, the values of the securities do not always represent the prices at which the securities could have been bought or sold. Explanation of the valuation methods for money market and TERM funds is contained in the appropriate fund information statement.

Amortized Cost The original cost of the principal of the security is adjusted for the amount of the periodic reduction of any discount or premium from the purchase date until the date of the report. Discount or premium with respect to short term securities (those with less than one year to maturity at time of issuance) is amortized on a straightline basis. Such discount or premium with respect to longer term securities is amortized using the constant yield basis.

Tax Reporting Cost data and realized gains / losses are provided for informational purposes only. Please review for accuracy and consult your tax advisor to determine the tax consequences of your security transactions. PFM does not report such information to the IRS or other taxing authorities and is not responsible for the accuracy of such information that may be required to be reported to federal, state or other taxing authorities.

Financial Situation In order to better serve you, PFM should be promptly notified of any material change in your investment objective or financial situation.

Callable Securities Securities subject to redemption prior to maturity may be redeemed in whole or in part before maturity, which could affect the yield represented.

Portfolio The securities in this portfolio, including shares of mutual funds, are not guaranteed or otherwise protected by PFM, the FDIC (except for certain non-negotiable certificates of deposit) or any government agency. Investment in securities involves risks, including the possible loss of the amount invested.

Rating Information provided for ratings is based upon a good faith inquiry of selected sources, but its accuracy and completeness cannot be guaranteed. Shares of some money market and TERM funds are marketed through representatives of PFM's wholly owned subsidiary, PFM Fund Distributors, Inc. PFM Fund Distributors, Inc. is registered with the SEC as a broker/dealer and is a member of the Financial Industry Regulatory Authority ("FINRA") and the Municipal Securities Rulemaking Board ("MSRB"). You may reach the FINRA by calling the FINRA Regulator Public Disclosure Hotline at 1-888-289-9999 or at the FINRA Regulation Internet website address www.nasd.com. A brochure describing the FINRA Regulation Public Disclosure Program is also available from the FINRA upon request.

Key Terms and Definitions

Dividends on money market funds consist of interest earned, plus any discount ratably amortized to the date of maturity, plus all realized gains and losses on the sale of securities prior to maturity, less ratably amortization of any premium and all accrued expenses to the fund. Dividends are accrued daily and may be paid either monthly or quarterly. The monthly earnings on this statement represent the estimated dividend accrued for the month for any program that distributes earnings on a quarterly basis. There is no guarantee that the estimated amount will be paid on the actual distribution date.

Current Yield is the net change, exclusive of capital changes and income other than investment income, in the value of a hypothetical fund account with a balance of one share over the seven-day base period including the statement date, expressed as a percentage of the value of one share (normally \$1.00 per share) at the beginning of the seven-day period. This resulting net change in account value is then annualized by multiplying it by 365 and dividing the result by 7. The yields quoted should not be considered a representation of the yield of the fund in the future, since the yield is not fixed.

Average maturity represents the average maturity of all securities and investments of a portfolio, determined by multiplying the par or principal value of each security or investment by its maturity (days or years), summing the products, and dividing the sum by the total principal value of the portfolio. The stated maturity date of mortgage backed or callable securities are used in this statement. However the actual maturity of these securities could vary depending on the level or prepayments on the underlying mortgages or whether a callable security has or is still able to be called.

Monthly distribution yield represents the net change in the value of one share (normally \$1.00 per share) resulting from all dividends declared during the month by a fund expressed as a percentage of the value of one share at the beginning of the month. This resulting net change is then annualized by multiplying it by 365 and dividing it by the number of calendar days in the month.

YTM at Cost The yield to maturity at cost is the expected rate of return, based on the original cost, the annual interest receipts, maturity value and the time period from purchase date to maturity, stated as a percentage.

YTM at Market The yield to maturity at market is the rate of return, based on the current market value, the annual interest receipts, maturity value and the time period from purchase date to maturity, stated as a percentage.

Managed Account A portfolio of investments managed discretely by PFM according to the client's specific investment policy and requirements. The investments are directly owned by the client and held by the client's custodian.

Unsettled Trade A trade which has been executed however the final consummation of the security transaction and payment has not yet taken place.

Please review the detail pages of this statement carefully. If you think your statement is wrong, missing account information, or if you need more information about a transaction, please contact PFM within 60 days of receipt. If you have other concerns or questions regarding your account you should contact a member of your client management team or PFM Service Operations at the address below.

PFM Asset Management LLC
Attn: Service Operations
One Keystone Plaza, Suite 300
N. Front & Market Sts
Harrisburg, PA 17101



Account Statement

For the Month Ending **March 31, 2011**

Consolidated Summary Statement

SAN BERNARDINO COUNTY

Portfolio Summary

Portfolio Holdings	Cash Dividends and Income	Closing Market Value
PFM Managed Account	1,766,561.13	4,560,785,659.94
Cash Balance	0.00	239,483,558.66
Total	\$1,766,561.13	\$4,800,269,218.60

Investment Allocation

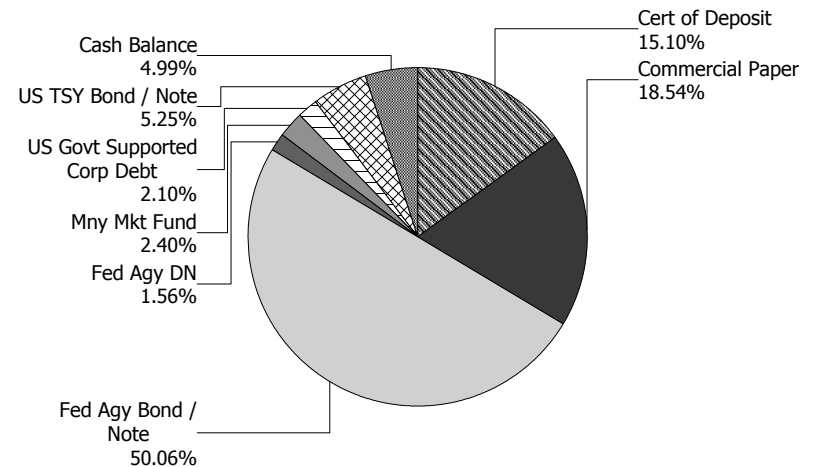
Investment Type	Closing Market Value	Percent
Certificate of Deposit	724,980,666.50	15.10
Commercial Paper	889,782,540.00	18.54
Federal Agency Bond / Note	2,403,195,199.59	50.06
Federal Agency Discount Note	74,981,433.50	1.56
Money Market Fund	115,000,000.00	2.40
U.S. Government Supported Corporate Debt	101,002,200.00	2.10
U.S. Treasury Bond / Note	251,843,620.35	5.25
Cash Balance	239,483,558.66	4.99
Total	\$4,800,269,218.60	100.00%

Maturity Distribution

Portfolio Holdings	Closing Market Value	Percent
Under 30 days	1,178,917,224.81	24.56
31 to 60 days	500,348,634.00	10.42
61 to 90 days	550,619,814.46	11.47
91 to 180 days	337,813,234.60	7.04
181 days to 1 year	171,898,134.05	3.58
1 to 2 years	1,012,417,458.87	21.09
2 to 3 years	1,048,254,717.81	21.84
3 to 4 years	0.00	0.00
4 to 5 years	0.00	0.00
Over 5 years	0.00	0.00
Total	\$4,800,269,218.60	100.00%

Weighted Average Days to Maturity 358

Sector Allocation





Managed Account Summary Statement

For the Month Ending **March 31, 2011**

SAN BERNARDINO COUNTY - 76990800

Transaction Summary - Managed Account

Opening Market Value	\$4,378,574,150.68
Maturities/Calls	(6,825,100,000.00)
Principal Dispositions	(105,449,016.05)
Principal Acquisitions	7,066,493,731.06
Unsettled Trades	50,000,000.00
Change in Current Value	(3,733,205.75)
Closing Market Value	\$4,560,785,659.94

Cash Transactions Summary - Managed Account

Maturities/Calls	6,825,122,994.44
Sale Proceeds	105,459,335.91
Coupon/Interest Income	7,286,363.80
Principal Payments	0.00
Security Purchases	(7,066,684,772.35)
Net Cash Contribution	128,816,078.20
Reconciling Transactions	0.00

Earnings Reconciliation (Cash Basis) - Managed Account

Interest/Coupons Received	7,319,678.10
Less Purchased Interest Related to Interest/Coupons	(191,041.29)
Plus Net Realized Gains/Losses	(5,362,075.68)
Total Cash Basis Earnings	\$1,766,561.13

Cash Balance

Closing Cash Balance **\$0.00**

Earnings Reconciliation (Accrual Basis)

	Total
Ending Amortized Value of Securities	4,559,107,021.07
Ending Accrued Interest	10,760,651.83
Plus Proceeds from Sales	105,459,335.91
Plus Proceeds of Maturities/Calls/Principal Payments	6,825,122,994.44
Plus Coupons Received	7,286,363.80
Less Cost of New Purchases	(7,116,684,772.35)
Less Beginning Amortized Value of Securities	(4,373,977,652.18)
Less Beginning Accrued Interest	(13,759,042.28)
Total Accrual Basis Earnings	\$3,314,900.24



Portfolio Summary and Statistics

For the Month Ending **March 31, 2011**

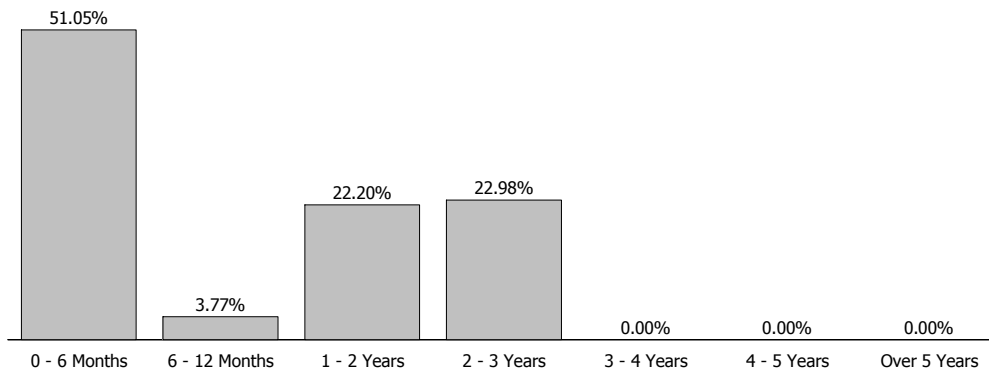
SAN BERNARDINO COUNTY - 76990800

Account Summary

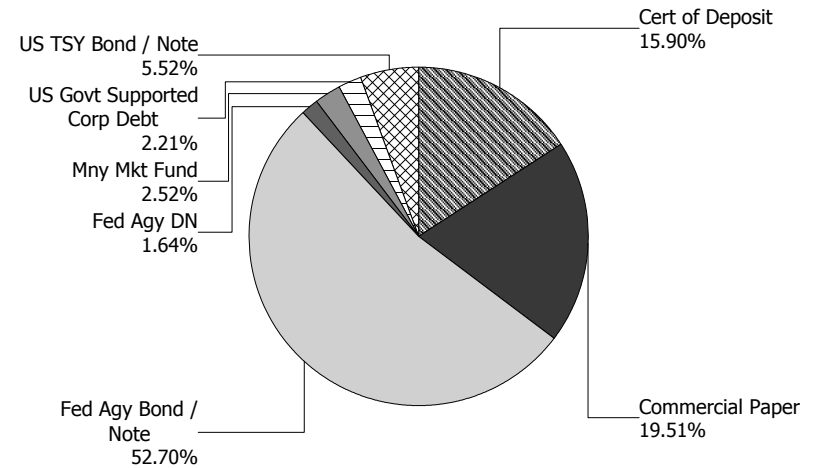
Description	Par Value	Market Value	Percent
U.S. Treasury Bond / Note	250,000,000.00	251,843,620.35	5.52
U.S. Government Supported Corporate Debt	100,000,000.00	101,002,200.00	2.21
Money Market Fund	115,000,000.00	115,000,000.00	2.52
Federal Agency Discount Note	75,000,000.00	74,981,433.50	1.64
Federal Agency Bond / Note	2,391,074,000.00	2,403,195,199.59	52.70
Commercial Paper	890,000,000.00	889,782,540.00	19.51
Certificate of Deposit	725,000,000.00	724,980,666.50	15.90
Managed Account Sub-Total	4,546,074,000.00	4,560,785,659.94	100.00%
Accrued Interest		10,760,651.83	
Total Portfolio	4,546,074,000.00	4,571,546,311.77	

Unsettled Trades **50,000,000.00** **49,989,354.50**

Maturity Distribution



Sector Allocation



Characteristics

Yield to Maturity at Cost	0.84%
Yield to Maturity at Market	0.54%
Duration to Worst	0.99
Weighted Average Days to Maturity	377



Managed Account Issuer Summary

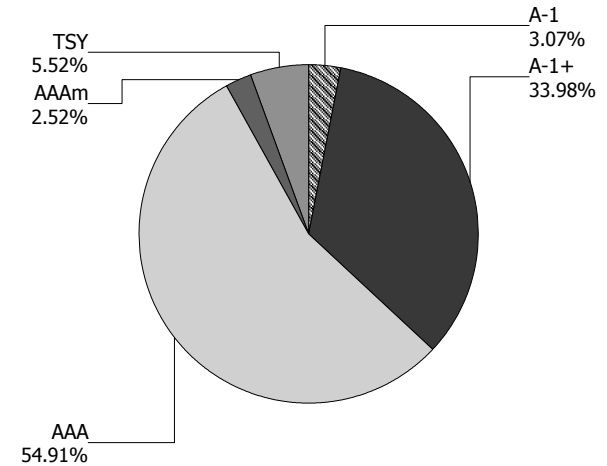
For the Month Ending **March 31, 2011**

SAN BERNARDINO COUNTY - 76990800

Issuer Summary

Issuer	Market Value of Holdings	Percent
BARCLAYS PLC	199,998,589.00	4.39
BNP PARIBAS	199,986,111.50	4.38
CITIGROUP INC	25,353,625.00	0.56
COMMONWEALTH BANK OF AUSTRALIA	24,988,421.25	0.55
CREDIT AGRICOLE SA	174,999,475.00	3.84
FANNIE MAE	995,375,384.84	21.82
FEDERAL FARM CREDIT BANKS	434,907,551.50	9.54
FEDERAL HOME LOAN BANKS	558,578,726.73	12.25
FEDERATED INVESTORS INC	2,000,000.00	0.04
FREDDIE MAC	489,314,970.02	10.73
GENERAL ELECTRIC CO	200,406,165.00	4.39
GOLDMAN SACHS GROUP INC	163,202,700.00	3.58
JP MORGAN CHASE & CO	139,911,610.00	3.07
NORDEA BANK AB	199,986,570.00	4.38
RABOBANK NEDERLAND	199,965,662.50	4.38
ROYAL BANK OF CANADA	49,975,659.00	1.10
SVENSKA HANDELSBANKEN	100,003,481.00	2.19
TORONTO-DOMINION BANK	99,997,982.75	2.19
UNITED STATES TREASURY	251,843,620.35	5.52
WESTPAC BANKING CORP NY	49,989,354.50	1.10
Total	\$4,560,785,659.94	100.00%

Credit Quality (S&P Ratings)





Managed Account Detail of Securities Held

For the Month Ending **March 31, 2011**

SAN BERNARDINO COUNTY - 76990800

Security Type/Description Dated Date/Coupon/Maturity	CUSIP	Par	S&P Rating	Moody's Rating	Trade Date	Settle Date	Original Cost	YTM at Cost	Accrued Interest	Amortized Cost	Market Value
U.S. Treasury Bond / Note											
US TREASURY NOTES DTD 04/30/2009 0.875% 04/30/2011	912828KL3	50,000,000.00	TSY	TSY	12/22/09	12/23/09	50,175,781.25	0.61	183,701.66	50,010,434.50	50,029,296.90
US TREASURY NOTES DTD 05/31/2009 0.875% 05/31/2011	912828KU3	25,000,000.00	TSY	TSY	05/03/10	05/04/10	25,104,492.18	0.48	73,317.31	25,016,059.50	25,031,250.00
US TREASURY NOTES DTD 07/31/2006 4.875% 07/31/2011	912828FN5	25,000,000.00	TSY	TSY	07/23/09	07/24/09	26,906,250.00	1.05	202,002.76	25,318,057.25	25,394,525.00
US TREASURY NOTES DTD 05/15/2009 1.375% 05/15/2012	912828KP4	5,000,000.00	TSY	TSY	06/05/09	06/08/09	4,948,828.12	1.73	26,018.65	4,980,151.10	5,055,665.00
US TREASURY NOTES DTD 05/15/2009 1.375% 05/15/2012	912828KP4	10,000,000.00	TSY	TSY	06/08/09	06/09/09	9,838,281.25	1.95	52,037.29	9,937,094.40	10,111,330.00
US TREASURY NOTES DTD 05/15/2009 1.375% 05/15/2012	912828KP4	10,000,000.00	TSY	TSY	06/09/09	06/10/09	9,852,343.75	1.90	52,037.29	9,942,538.80	10,111,330.00
US TREASURY NOTES DTD 05/15/2009 1.375% 05/15/2012	912828KP4	25,000,000.00	TSY	TSY	04/06/10	04/07/10	25,088,867.18	1.20	130,093.23	25,047,662.75	25,278,325.00
US TREASURY NOTES DTD 01/15/2010 1.375% 01/15/2013	912828MG2	25,000,000.00	TSY	TSY	12/28/10	12/29/10	25,302,734.38	0.78	72,168.51	25,265,091.00	25,295,898.45
US TREASURY NOTES DTD 03/15/2010 1.375% 03/15/2013	912828MT4	25,000,000.00	TSY	TSY	01/05/11	01/06/11	25,310,546.88	0.80	15,879.76	25,277,645.75	25,290,000.00
US TREASURY NOTES DTD 06/15/2010 1.125% 06/15/2013	912828NH9	25,000,000.00	TSY	TSY	03/28/11	03/29/11	25,117,187.50	0.91	82,675.14	25,116,758.00	25,123,000.00
US TREASURY NOTES DTD 06/15/2010 1.125% 06/15/2013	912828NH9	25,000,000.00	TSY	TSY	03/29/11	03/30/11	25,109,375.00	0.92	82,675.14	25,109,107.50	25,123,000.00
Security Type Sub-Total		250,000,000.00					252,754,687.49	0.93	972,606.74	251,020,600.55	251,843,620.35
U.S. Government Supported Corporate Debt											
GOLDMAN SACHS GROUP INC (FDIC) GL NOTES DTD 01/21/2009 1.625% 07/15/2011	38146FAF8	25,000,000.00	AAA	Aaa	01/23/09	01/28/09	24,931,500.00	1.74	85,763.89	24,991,831.75	25,101,350.00



Managed Account Detail of Securities Held

For the Month Ending **March 31, 2011**

SAN BERNARDINO COUNTY - 76990800

Security Type/Description Dated Date/Coupon/Maturity	CUSIP	Par	S&P Rating	Moody's Rating	Trade Date	Settle Date	Original Cost	YTM at Cost	Accrued Interest	Amortized Cost	Market Value
U.S. Government Supported Corporate Debt											
GOLDMAN SACHS GROUP INC (FDIC) GL NOTES DTD 01/21/2009 1.625% 07/15/2011	38146FAF8	25,000,000.00	AAA	Aaa	07/29/09	08/03/09	25,150,500.00	1.31	85,763.89	25,022,517.00	25,101,350.00
GENERAL ELEC CAP CORP (FDIC) GLOBAL NOTE DTD 03/12/2009 2.250% 03/12/2012	36967HAN7	25,000,000.00	AAA	Aaa	03/11/10	03/16/10	25,557,750.00	1.11	29,687.50	25,267,139.00	25,445,875.00
CITIGROUP FUNDING INC (FDIC) GLOBAL NOTE DTD 03/30/2009 2.000% 03/30/2012	17314AAF9	25,000,000.00	AAA	Aaa	03/10/10	03/15/10	25,447,372.25	1.11	1,388.89	25,219,801.25	25,353,625.00
Security Type Sub-Total		100,000,000.00					101,087,122.25	1.32	202,604.17	100,501,289.00	101,002,200.00
Money Market Fund											
FEDERATED PRIME OBLIGATION MUTUAL	60934N203	1,000,000.00	AAAm	Aaa	08/27/08	08/27/08	1,000,000.00	0.04	0.00	1,000,000.00	1,000,000.00
FEDERATED GOVT OBLIGATIONS FUND	60934N104	1,000,000.00	AAAm	Aaa	06/30/10	06/30/10	1,000,000.00	0.04	0.00	1,000,000.00	1,000,000.00
GOLDMAN FS GOVERNMENT MM FUND	38141W273	113,000,000.00	AAAm	Aaa	03/31/11	03/31/11	113,000,000.00	0.04	0.00	113,000,000.00	113,000,000.00
Security Type Sub-Total		115,000,000.00					115,000,000.00	0.04	0.00	115,000,000.00	115,000,000.00
Federal Agency Discount Note											
FHLB DISC NOTE -- 0.000% 05/25/2011	313384GA1	25,000,000.00	A-1+	P-1	05/24/10	05/25/10	24,873,263.89	0.50	0.00	24,981,250.00	24,995,923.25
FHLB DISC NOTE -- 0.000% 05/25/2011	313384GA1	25,000,000.00	A-1+	P-1	05/25/10	05/25/10	24,873,263.89	0.50	0.00	24,981,250.00	24,995,923.25
FNMA DISC NOTE -- 0.000% 07/11/2011	313588HZ1	25,000,000.00	A-1+	P-1	07/20/10	07/20/10	24,901,111.11	0.40	0.00	24,971,944.50	24,989,587.00
Security Type Sub-Total		75,000,000.00					74,647,638.89	0.47	0.00	74,934,444.50	74,981,433.50
Federal Agency Bond / Note											
FFCB BONDS DTD 04/07/2004 3.750% 04/07/2011	31331TZN4	12,150,000.00	AAA	Aaa	03/11/08	03/28/08	12,428,235.00	2.95	220,218.75	12,151,590.68	12,157,411.50



Managed Account Detail of Securities Held

For the Month Ending **March 31, 2011**

SAN BERNARDINO COUNTY - 76990800

Security Type/Description Dated Date/Coupon/Maturity	CUSIP	Par	S&P Rating	Moody's Rating	Trade Date	Settle Date	Original Cost	YTM at Cost	Accrued Interest	Amortized Cost	Market Value
Federal Agency Bond / Note											
FHLMC GLOBAL REFERENCE NOTES DTD 03/09/2006 5.125% 04/18/2011	3137EAAB5	12,000,000.00	AAA	Aaa	03/12/08	03/13/08	12,773,400.00	2.93	278,458.33	12,012,247.56	12,028,464.00
FHLMC GLOBAL REFERENCE NOTES DTD 03/09/2006 5.125% 04/18/2011	3137EAAB5	25,000,000.00	AAA	Aaa	03/11/08	03/12/08	26,612,500.00	2.93	580,121.53	25,025,513.75	25,059,300.00
FHLMC GLOBAL REFERENCE NOTES DTD 03/09/2006 5.125% 04/18/2011	3137EAAB5	25,000,000.00	AAA	Aaa	10/22/08	10/23/08	26,030,000.00	3.38	580,121.53	25,020,224.25	25,059,300.00
FFCB BONDS DTD 04/21/2008 2.625% 04/21/2011	31331YG46	25,000,000.00	AAA	Aaa	11/06/08	11/07/08	24,738,000.00	3.07	291,666.67	24,993,899.25	25,034,900.00
FFCB BONDS DTD 04/21/2008 2.625% 04/21/2011	31331YG46	50,000,000.00	AAA	Aaa	10/21/08	10/22/08	48,936,500.00	3.52	583,333.33	49,975,509.00	50,069,800.00
FNMA GLOBAL BENCHMARK NOTES DTD 05/25/2001 6.000% 05/15/2011	31359MJH7	50,000,000.00	AAA	Aaa	11/18/08	11/19/08	53,313,500.00	3.21	1,133,333.33	50,167,920.00	50,360,350.00
FFCB FLOATING BONDS DTD 05/18/2009 0.344% 05/18/2011	31331GWG0	25,000,000.00	AAA	Aaa	05/20/09	05/21/09	25,000,500.00	0.42	3,339.58	25,000,000.00	25,004,950.00
FHLB BONDS DTD 05/24/2010 0.580% 06/10/2011	3133XYNZ4	15,000,000.00	AAA	Aaa	06/02/10	06/03/10	14,998,950.00	0.59	26,825.00	14,999,801.85	15,013,785.00
FHLB BONDS DTD 05/24/2010 0.580% 06/10/2011	3133XYNZ4	15,000,000.00	AAA	Aaa	06/02/10	06/03/10	14,998,950.00	0.59	26,825.00	14,999,801.85	15,013,785.00
FHLB TAP BONDS DTD 05/24/2005 4.250% 06/10/2011	3133XBYA7	25,000,000.00	AAA	Aaa	07/23/08	07/24/08	25,158,250.00	4.01	327,604.17	25,011,111.75	25,189,950.00
FHLB GLOBAL BONDS DTD 05/27/2008 3.375% 06/24/2011	3133XRCW8	30,295,000.00	AAA	Aaa	05/18/10	05/19/10	31,220,512.25	0.58	275,495.16	30,489,833.81	30,511,578.96
FHLB GLOBAL BONDS DTD 06/12/2009 1.625% 07/27/2011	3133XTXH4	11,100,000.00	AAA	Aaa	06/02/10	06/03/10	11,229,392.70	0.61	32,066.67	11,136,334.30	11,154,512.10
FFCB BONDS DTD 06/25/2008 3.875% 08/25/2011	31331YZ86	25,000,000.00	AAA	Aaa	11/05/08	11/06/08	25,518,000.00	3.10	96,875.00	25,076,697.00	25,377,300.00
FFCB BONDS DTD 06/25/2008 3.875% 08/25/2011	31331YZ86	50,000,000.00	AAA	Aaa	11/04/08	11/05/08	50,894,000.00	3.20	193,750.00	50,132,443.50	50,754,600.00



Managed Account Detail of Securities Held

For the Month Ending **March 31, 2011**

SAN BERNARDINO COUNTY - 76990800

Security Type/Description Dated Date/Coupon/Maturity	CUSIP	Par	S&P Rating	Moody's Rating	Trade Date	Settle Date	Original Cost	YTM at Cost	Accrued Interest	Amortized Cost	Market Value
Federal Agency Bond / Note											
FHLMC (FLOATING) MTN DTD 04/26/2010 0.248% 10/26/2011	3134G1BL7	20,800,000.00	AAA	Aaa	05/06/10	05/07/10	20,795,840.00	0.28	860.60	20,795,840.00	20,806,884.80
FFCB BONDS (FLOATING) DTD 11/02/2009 0.241% 11/02/2011	31331G2M0	25,000,000.00	AAA	Aaa	11/06/09	11/09/09	25,000,000.00	0.22	5,020.83	25,000,000.00	25,005,225.00
FFCB BONDS DTD 01/12/2010 1.100% 01/12/2012	31331JBL6	25,000,000.00	AAA	Aaa	02/18/10	02/19/10	25,065,000.00	0.96	60,347.22	25,026,897.75	25,152,150.00
FHLB BONDS DTD 12/24/2009 1.050% 02/24/2012	3133XWFP9	25,000,000.00	AAA	Aaa	12/29/09	12/30/09	24,854,250.00	1.33	26,979.17	24,938,656.50	25,157,325.00
FHLB GLOBAL BONDS DTD 03/19/2010 1.125% 05/18/2012	3133XXPV3	25,000,000.00	AAA	Aaa	05/11/10	05/12/10	25,035,750.00	1.05	103,906.25	25,020,127.75	25,192,300.00
FFCB NOTES (FLOAT) DTD 08/23/2010 0.255% 05/23/2012	31331JZB2	25,000,000.00	AAA	Aaa	10/05/10	10/06/10	24,997,925.00	0.33	7,010.42	24,997,925.00	25,007,400.00
FNMA NOTES (CALLABLE) DTD 05/25/2010 1.300% 05/25/2012	31398AS37	25,000,000.00	AAA	Aaa	05/10/10	05/25/10	25,016,250.00	1.27	113,750.00	25,002,445.00	25,032,225.00
FNMA NOTES (CALLABLE) DTD 05/25/2010 1.300% 05/25/2012	31398AS37	25,000,000.00	AAA	Aaa	05/27/10	05/28/10	25,022,500.00	1.25	113,750.00	25,003,414.75	25,032,225.00
FHLMC GLOBAL NOTES DTD 05/21/2009 1.750% 06/15/2012	3137EACC1	25,000,000.00	AAA	Aaa	05/11/10	05/12/10	25,329,750.00	1.11	128,819.44	25,190,986.75	25,387,425.00
FHLB GLOBAL BONDS DTD 07/23/2009 1.750% 08/22/2012	3133XUE41	50,000,000.00	AAA	Aaa	07/31/09	08/03/09	49,767,500.00	1.91	94,791.67	49,892,289.50	50,806,750.00
FHLMC GLOBAL REFERENCE NOTES DTD 08/06/2009 2.125% 09/21/2012	3137EACE7	25,000,000.00	AAA	Aaa	12/22/09	12/23/09	25,393,000.00	1.54	14,756.94	25,212,996.00	25,550,975.00
FHLMC (FLOATING) NOTES DTD 10/12/2010 0.270% 10/12/2012	3134G1WN0	25,000,000.00	AAA	Aaa	10/13/10	10/14/10	25,002,500.00	0.32	16,631.95	25,000,000.00	25,006,750.00
FNMA NOTES (EX-CALLABLE) DTD 11/01/2010 0.550% 11/01/2012	31398A5B4	25,000,000.00	AAA	Aaa	11/04/10	11/05/10	25,000,000.00	0.55	57,291.67	25,000,000.00	24,917,550.00
FFCB NOTES DTD 11/02/2010 0.400% 11/02/2012	31331JY56	20,000,000.00	AAA	Aaa	11/22/10	11/23/10	19,904,400.00	0.65	33,111.11	19,921,825.40	19,911,440.00



Managed Account Detail of Securities Held

For the Month Ending **March 31, 2011**

SAN BERNARDINO COUNTY - 76990800

Security Type/Description Dated Date/Coupon/Maturity	CUSIP	Par	S&P Rating	Moody's Rating	Trade Date	Settle Date	Original Cost	YTM at Cost	Accrued Interest	Amortized Cost	Market Value
Federal Agency Bond / Note											
FHLMC NOTES DTD 10/08/2010 0.515% 11/26/2012	3134G1WT7	8,400,000.00	AAA	Aaa	11/22/10	11/23/10	8,378,412.00	0.64	15,020.83	8,382,215.27	8,374,934.40
FHLMC NOTES DTD 10/08/2010 0.515% 11/26/2012	3134G1WT7	18,989,000.00	AAA	Aaa	11/22/10	11/23/10	18,938,299.37	0.65	33,956.02	18,947,231.23	18,932,336.82
FHLB NOTES DTD 10/30/2009 1.746% 11/30/2012	3133XVMF5	25,000,000.00	AAA	Aaa	12/08/10	12/09/10	25,481,750.00	0.76	146,712.50	25,406,304.00	25,425,550.00
FNMA NOTES (FLOATING) DTD 12/03/2010 0.300% 12/03/2012	31398A6V9	25,000,000.00	AAA	Aaa	01/18/11	01/19/11	24,997,500.00	0.37	6,819.45	24,997,500.00	25,028,700.00
FNMA NOTES (FLOATING) DTD 12/03/2010 0.300% 12/03/2012	31398A6V9	50,000,000.00	AAA	Aaa	12/22/10	12/23/10	49,995,000.00	0.41	13,638.89	49,995,000.00	50,057,400.00
FHLB BONDS DTD 11/04/2009 1.750% 12/14/2012	3133XVNT4	25,000,000.00	AAA	Aaa	12/01/09	12/02/09	25,216,250.00	1.46	130,034.72	25,122,713.75	25,408,575.00
FHLB BONDS DTD 11/04/2009 1.750% 12/14/2012	3133XVNT4	25,000,000.00	AAA	Aaa	12/04/09	12/07/09	25,039,500.00	1.70	130,034.72	25,022,737.00	25,408,575.00
FHLB BONDS DTD 11/04/2009 1.750% 12/14/2012	3133XVNT4	25,000,000.00	AAA	Aaa	11/18/10	11/19/10	25,565,250.00	0.65	130,034.72	25,465,631.25	25,408,575.00
FNMA NOTES (CALLABLE) DTD 12/14/2010 0.800% 12/14/2012	3136FPH83	25,000,000.00	AAA	Aaa	11/30/10	12/14/10	24,996,250.00	0.81	59,444.44	24,996,804.00	24,931,825.00
FNMA NOTES (CALLABLE) DTD 12/21/2010 0.900% 12/21/2012	31398A7B2	25,000,000.00	AAA	Aaa	12/10/10	12/21/10	24,997,500.00	0.91	62,500.00	24,997,845.00	24,982,600.00
FNMA NOTES (CALLABLE) DTD 12/21/2010 0.900% 12/21/2012	31398A7B2	36,050,000.00	AAA	Aaa	12/15/10	12/21/10	36,026,567.50	0.93	90,125.00	36,029,799.38	36,024,909.20
FFCB BONDS DTD 12/24/2009 1.625% 12/24/2012	31331JAB9	25,000,000.00	AAA	Aaa	12/21/09	12/24/09	24,930,000.00	1.72	109,461.81	24,959,194.00	25,378,025.00
FNMA NOTES (CALLABLE) DTD 11/29/2010 0.550% 12/27/2012	31398A6J6	25,000,000.00	AAA	Aaa	11/24/10	11/29/10	24,906,250.00	0.73	35,902.78	24,921,440.25	24,914,875.00
FHLMC NOTES (FLOATING) DTD 01/10/2011 0.320% 01/10/2013	3134G1U69	25,000,000.00	AAA	Aaa	03/24/11	03/25/11	25,010,200.00	0.30	19,347.22	25,009,142.00	25,023,325.00



Managed Account Detail of Securities Held

For the Month Ending **March 31, 2011**

SAN BERNARDINO COUNTY - 76990800

Security Type/Description Dated Date/Coupon/Maturity	CUSIP	Par	S&P Rating	Moody's Rating	Trade Date	Settle Date	Original Cost	YTM at Cost	Accrued Interest	Amortized Cost	Market Value
Federal Agency Bond / Note											
FHLMC NOTES (FLOATING) DTD 01/10/2011 0.320% 01/10/2013	3134G1U69	50,000,000.00	AAA	Aaa	01/05/11	01/10/11	49,979,800.00	0.39	38,694.45	49,979,800.00	50,046,650.00
FFCB NOTES (FLOATING) DTD 01/14/2011 0.300% 01/14/2013	31331J7K3	50,000,000.00	AAA	Aaa	01/05/11	01/14/11	49,987,500.00	0.36	35,388.88	49,987,500.00	50,028,700.00
FHLB GLOBAL NOTES DTD 12/10/2009 1.500% 01/16/2013	3133XW7L7	25,000,000.00	AAA	Aaa	12/02/10	12/03/10	25,414,250.00	0.71	78,125.00	25,350,601.00	25,278,650.00
FHLMC NOTES (FLOATING) DTD 01/24/2011 0.300% 01/24/2013	3134G1X90	25,000,000.00	AAA	Aaa	01/18/11	01/24/11	24,982,350.00	0.37	15,250.00	24,982,350.00	25,013,825.00
FFCB BONDS (CALLABLE) DTD 02/19/2010 1.670% 02/19/2013	31331JEK5	25,000,000.00	AAA	Aaa	02/19/10	02/22/10	24,887,500.00	1.83	48,708.33	24,928,492.00	25,137,750.00
FNMA GLOBAL BENCHMRK NOTES (EX-CALLABLE) DTD 02/18/2003 4.750% 02/21/2013	31359MQV8	20,000,000.00	AAA	Aaa	02/04/11	02/07/11	21,530,800.00	0.95	105,555.56	21,419,107.80	21,456,440.00
FFCB BONDS DTD 01/15/2010 1.750% 02/21/2013	31331JBV4	25,000,000.00	AAA	Aaa	02/11/10	02/12/10	25,035,250.00	1.70	48,611.11	25,022,199.25	25,390,025.00
FNMA GLOBAL BENCHMRK NOTES (EX-CALLABLE) DTD 02/18/2003 4.750% 02/21/2013	31359MOV8	25,000,000.00	AAA	Aaa	12/16/10	12/17/10	27,054,375.00	0.93	131,944.44	26,784,321.75	26,820,550.00
FHLMC NOTES DTD 02/04/2011 0.750% 03/28/2013	3137EACS6	25,000,000.00	AAA	Aaa	02/04/11	02/07/11	24,881,750.00	0.97	1,562.50	24,889,912.25	24,957,075.00
FFCB BONDS DTD 04/15/2010 1.875% 04/15/2013	31331JKS1	25,000,000.00	AAA	Aaa	04/19/10	04/20/10	25,118,100.00	1.71	216,145.83	25,081,299.25	25,497,875.00
FNMA GLOBAL NOTES DTD 05/21/2010 1.500% 06/26/2013	31398AT44	25,000,000.00	AAA	Aaa	02/02/11	02/03/11	25,307,750.00	0.98	98,958.33	25,287,293.75	25,281,975.00
FHLB NOTES DTD 11/08/2010 0.500% 06/26/2013	313371PM2	40,565,000.00	AAA	Aaa	01/12/11	01/13/11	40,075,786.10	1.00	53,523.26	40,118,579.74	40,097,204.42
FNMA GLOBAL NOTES (EX-CALLABLE) DTD 07/14/2003 4.375% 07/17/2013	31359MSL8	13,500,000.00	AAA	Aaa	01/24/11	01/25/11	14,607,270.00	1.01	121,406.25	14,526,178.74	14,443,393.50



Managed Account Detail of Securities Held

For the Month Ending **March 31, 2011**

SAN BERNARDINO COUNTY - 76990800

Security Type/Description Dated Date/Coupon/Maturity	CUSIP	Par	S&P Rating	Moody's Rating	Trade Date	Settle Date	Original Cost	YTM at Cost	Accrued Interest	Amortized Cost	Market Value
Federal Agency Bond / Note											
FNMA GLOBAL NOTES (EX-CALLABLE) DTD 07/14/2003 4.375% 07/17/2013	31359MSL8	19,950,000.00	AAA	Aaa	01/20/11	01/21/11	21,609,840.00	0.98	179,411.46	21,481,440.60	21,344,125.95
FNMA NOTES (CALLABLE) DTD 07/29/2010 1.250% 07/29/2013	31398AZ47	3,175,000.00	AAA	Aaa	07/30/10	08/02/10	3,175,000.00	1.25	6,835.07	3,175,000.00	3,169,577.10
FNMA NOTES (CALLABLE) DTD 07/29/2010 1.250% 07/29/2013	31398AZ47	25,000,000.00	AAA	Aaa	07/21/10	07/29/10	24,984,750.00	1.27	53,819.44	24,988,118.75	24,957,300.00
FNMA NOTES (CALLABLE) DTD 07/29/2010 1.250% 07/29/2013	31398AZ47	50,000,000.00	AAA	Aaa	07/21/10	07/29/10	49,969,500.00	1.27	107,638.89	49,976,237.50	49,914,600.00
FNMA NOTES (CALLABLE) DTD 08/16/2010 1.350% 08/16/2013	31398A2H4	20,895,000.00	AAA	Aaa	07/30/10	08/16/10	20,895,000.00	1.35	35,260.31	20,895,000.00	20,838,562.61
FNMA NOTES DTD 07/09/2010 1.250% 08/20/2013	31398AX31	50,000,000.00	AAA	Aaa	02/01/11	02/02/11	50,324,000.00	0.99	71,180.56	50,303,459.50	50,173,800.00
FNMA NOTES (CALLABLE) DTD 08/27/2010 1.000% 08/27/2013	3136FPCR6	10,390,000.00	AAA	Aaa	08/17/10	08/27/10	10,385,844.00	1.01	9,812.78	10,386,657.74	10,337,478.55
FNMA NOTES (CALLABLE) DTD 08/27/2010 1.000% 08/27/2013	3136FPCR6	39,610,000.00	AAA	Aaa	08/17/10	08/27/10	39,598,117.00	1.01	37,409.44	39,600,444.09	39,409,771.45
FHLMC NOTES (CALLABLE) DTD 09/03/2010 1.150% 09/03/2013	3134G1SB1	25,000,000.00	AAA	Aaa	08/24/10	09/03/10	25,000,000.00	1.15	22,361.11	25,000,000.00	24,884,525.00
FHLB NOTES TAP ISSUE DTD 08/09/2010 1.000% 09/13/2013	313370LB2	25,000,000.00	AAA	Aaa	10/26/10	10/27/10	25,195,250.00	0.73	12,500.00	25,166,568.25	24,897,625.00
FHLB NOTES TAP ISSUE DTD 08/09/2010 1.000% 09/13/2013	313370LB2	25,000,000.00	AAA	Aaa	11/02/10	11/03/10	25,261,750.00	0.63	12,500.00	25,224,501.75	24,897,625.00
FHLB NOTES TAP ISSUE DTD 08/09/2010 1.000% 09/13/2013	313370LB2	25,000,000.00	AAA	Aaa	11/02/10	11/03/10	25,261,775.00	0.63	12,500.00	25,224,523.25	24,897,625.00
FHLB NOTES TAP ISSUE DTD 08/09/2010 1.000% 09/13/2013	313370LB2	25,000,000.00	AAA	Aaa	11/02/10	11/03/10	25,261,780.25	0.63	12,500.00	25,224,527.75	24,897,625.00
FHLB NOTES TAP ISSUE DTD 08/09/2010 1.000% 09/13/2013	313370LB2	25,000,000.00	AAA	Aaa	11/10/10	11/12/10	25,159,475.00	0.77	12,500.00	25,138,062.25	24,897,625.00



Managed Account Detail of Securities Held

For the Month Ending **March 31, 2011**

SAN BERNARDINO COUNTY - 76990800

Security Type/Description Dated Date/Coupon/Maturity	CUSIP	Par	S&P Rating	Moody's Rating	Trade Date	Settle Date	Original Cost	YTM at Cost	Accrued Interest	Amortized Cost	Market Value
Federal Agency Bond / Note											
FNMA NOTES (CALLABLE) DTD 09/17/2010 1.125% 09/17/2013	31398A3L4	1,980,000.00	AAA	Aaa	09/21/10	09/22/10	1,979,901.00	1.13	866.25	1,979,918.86	1,978,827.84
FNMA NOTES (CALLABLE) DTD 09/17/2010 1.125% 09/17/2013	31398A3L4	12,500,000.00	AAA	Aaa	09/21/10	09/22/10	12,499,750.00	1.13	5,468.75	12,499,797.75	12,492,600.00
FNMA NOTES (CALLABLE) DTD 09/17/2010 1.125% 09/17/2013	31398A3L4	12,500,000.00	AAA	Aaa	09/21/10	09/22/10	12,499,750.00	1.13	5,468.75	12,499,797.75	12,492,600.00
FHLMC GLOBAL REFERENCE NOTES DTD 08/20/2008 4.125% 09/27/2013	3137EABS7	25,000,000.00	AAA	Aaa	12/01/10	12/02/10	27,217,500.00	0.93	11,458.33	26,960,733.00	26,828,450.00
FHLMC GLOBAL REFERENCE NOTES DTD 08/20/2008 4.125% 09/27/2013	3137EABS7	25,000,000.00	AAA	Aaa	12/07/10	12/08/10	27,185,500.00	0.96	11,458.33	26,943,877.50	26,828,450.00
FNMA NOTES DTD 08/02/2010 1.125% 09/30/2013	31398A2M3	25,000,000.00	AAA	Aaa	09/09/10	09/10/10	25,041,250.00	1.07	781.25	25,033,796.50	24,971,575.00
FNMA NOTES (CALLABLE) DTD 09/30/2010 1.250% 09/30/2013	31398A4D1	25,000,000.00	AAA	Aaa	09/23/10	09/30/10	25,018,625.00	1.22	868.06	25,000,000.00	24,870,900.00
FNMA NOTES (CALLABLE) DTD 10/08/2010 1.125% 10/08/2013	31398A4H2	25,000,000.00	AAA	Aaa	09/23/10	10/08/10	25,000,000.00	1.13	135,156.25	25,000,000.00	24,766,825.00
FNMA NOTES (CALLABLE) DTD 10/18/2010 1.000% 10/18/2013	31398A4Q2	5,000,000.00	AAA	Aaa	09/28/10	10/18/10	5,000,000.00	1.00	22,638.89	5,000,000.00	4,965,145.00
FNMA NOTES (CALLABLE) DTD 10/18/2010 1.000% 10/18/2013	31398A4Q2	5,000,000.00	AAA	Aaa	09/28/10	10/18/10	5,000,000.00	1.00	22,638.89	5,000,000.00	4,965,145.00
FNMA NOTES (CALLABLE) DTD 10/18/2010 1.000% 10/18/2013	31398A4Q2	5,000,000.00	AAA	Aaa	09/28/10	10/18/10	5,000,000.00	1.00	22,638.89	5,000,000.00	4,965,145.00
FNMA NOTES (CALLABLE) DTD 10/18/2010 1.000% 10/18/2013	31398A4Q2	5,000,000.00	AAA	Aaa	09/28/10	10/18/10	5,000,000.00	1.00	22,638.89	5,000,000.00	4,965,145.00
FNMA STEP-RATE NOTES (CALLABLE) DTD 10/18/2010 0.625% 10/18/2013	3136FPNT0	25,000,000.00	AAA	Aaa	10/08/10	10/18/10	24,992,500.00	1.05	70,746.53	25,040,534.25	24,809,625.00
FHLMC NOTES DTD 08/20/2010 0.875% 10/28/2013	3137EACL1	25,000,000.00	AAA	Aaa	09/02/10	09/03/10	24,903,675.75	1.00	134,288.19	24,921,221.00	24,791,825.00



Managed Account Detail of Securities Held

For the Month Ending **March 31, 2011**

SAN BERNARDINO COUNTY - 76990800

Security Type/Description	Dated Date/Coupon/Maturity	CUSIP	Par	S&P Rating	Moody's Rating	Trade Date	Settle Date	Original Cost	YTM at Cost	Accrued Interest	Amortized Cost	Market Value
Federal Agency Bond / Note												
FNMA NOTES (CALLABLE) DTD 11/15/2010 0.900% 11/15/2013		31398A5S7	50,000,000.00	AAA	Aaa	11/01/10	11/15/10	50,025,000.00	0.88	170,000.00	50,015,575.50	49,292,400.00
FNMA NOTES (CALLABLE) DTD 11/29/2010 1.000% 11/29/2013		31398A6L1	25,000,000.00	AAA	Aaa	11/12/10	11/29/10	24,957,500.00	1.06	84,722.22	24,962,237.75	24,730,950.00
FHLB NOTES DTD 11/09/2010 0.500% 12/13/2013		313371PU4	845,000.00	AAA	Aaa	12/14/10	12/15/10	827,170.50	1.22	1,666.53	828,898.37	826,611.96
FHLB NOTES DTD 11/09/2010 0.500% 12/13/2013		313371PU4	18,610,000.00	AAA	Aaa	12/14/10	12/15/10	18,217,329.00	1.22	36,703.06	18,255,383.10	18,205,027.79
FNMA NOTES DTD 11/01/2010 0.750% 12/18/2013		31398A5W8	5,545,000.00	AAA	Aaa	03/22/11	03/23/11	5,479,846.25	1.19	11,898.65	5,480,368.92	5,460,638.37
FNMA NOTES DTD 11/01/2010 0.750% 12/18/2013		31398A5W8	25,000,000.00	AAA	Aaa	11/16/10	11/17/10	24,818,000.00	0.99	53,645.83	24,839,653.25	24,619,650.00
FNMA NOTES (CALLABLE) DTD 12/20/2010 1.250% 12/20/2013		31398A6Y3	25,000,000.00	AAA	Aaa	12/03/10	12/20/10	25,000,000.00	1.25	87,673.61	25,000,000.00	24,731,325.00
FNMA NOTES (CALLABLE) DTD 12/30/2010 1.250% 12/30/2013		3136FPO59	25,000,000.00	AAA	Aaa	12/09/10	12/30/10	24,950,000.00	1.32	78,993.06	24,954,144.00	24,905,273.44
FNMA GLOBAL NOTES (CALLABLE) DTD 01/27/2011 1.375% 01/27/2014		3135G0AH6	25,000,000.00	AAA	Aaa	01/26/11	01/27/11	24,992,500.00	1.39	61,111.11	24,992,936.75	24,876,425.00
FNMA GLOBAL NOTES (CALLABLE) DTD 01/27/2011 1.375% 01/27/2014		3135G0AH6	26,225,000.00	AAA	Aaa	01/26/11	01/27/11	26,216,608.00	1.39	64,105.56	26,217,096.83	26,095,369.83
FHLMC NOTES (CALLABLE) DTD 02/03/2011 1.375% 02/03/2014		3134G1X66	50,000,000.00	AAA	Aaa	01/25/11	02/03/11	49,905,000.00	1.44	110,763.89	49,910,011.00	49,722,950.00
FHLMC NOTES DTD 01/06/2011 1.375% 02/25/2014		3137EACR8	25,000,000.00	AAA	Aaa	02/03/11	02/04/11	24,952,750.00	1.44	81,163.19	24,955,220.75	25,011,525.00
Security Type Sub-Total			2,391,074,000.00					2,412,138,801.67	1.26	9,299,760.38	2,402,883,269.87	2,403,195,199.59
Commercial Paper												
GENERAL ELEC CAP CORP COMM PAPER -- 0.000% 04/01/2011		36959JR13	10,000,000.00	A-1+	P-1	03/07/11	03/07/11	9,998,819.44	0.17	0.00	10,000,000.00	9,999,980.00



Managed Account Detail of Securities Held

For the Month Ending **March 31, 2011**

SAN BERNARDINO COUNTY - 76990800

Security Type/Description	Dated Date/Coupon/Maturity	CUSIP	Par	S&P Rating	Moody's Rating	Trade Date	Settle Date	Original Cost	YTM at Cost	Accrued Interest	Amortized Cost	Market Value
Commercial Paper												
CREDIT AGRICOLE NA COMM PAPER -- 0.000% 04/01/2011		22532CR14	25,000,000.00	A-1+	P-1	03/31/11	03/31/11	24,999,909.72	0.13	0.00	25,000,000.00	24,999,925.00
GENERAL ELEC CAP CORP COMM PAPER -- 0.000% 04/01/2011		36959JR13	50,000,000.00	A-1+	P-1	03/07/11	03/07/11	49,994,097.22	0.17	0.00	50,000,000.00	49,999,900.00
BARCLAYS US FUNDING LLC COMM PAPER -- 0.000% 04/01/2011		06737JR15	50,000,000.00	A-1+	P-1	03/18/11	03/18/11	49,997,083.33	0.15	0.00	50,000,000.00	49,999,850.00
CREDIT AGRICOLE NA COMM PAPER -- 0.000% 04/01/2011		22532CR14	50,000,000.00	A-1+	P-1	03/31/11	03/31/11	49,999,819.44	0.13	0.00	50,000,000.00	49,999,850.00
CREDIT AGRICOLE NA COMM PAPER -- 0.000% 04/01/2011		22532CR14	50,000,000.00	A-1+	P-1	03/31/11	03/31/11	49,999,819.44	0.13	0.00	50,000,000.00	49,999,850.00
CREDIT AGRICOLE NA COMM PAPER -- 0.000% 04/01/2011		22532CR14	50,000,000.00	A-1+	P-1	03/31/11	03/31/11	49,999,819.44	0.13	0.00	50,000,000.00	49,999,850.00
BARCLAYS US FUNDING LLC COMM PAPER -- 0.000% 04/04/2011		06737JR49	50,000,000.00	A-1+	P-1	03/18/11	03/18/11	49,996,458.33	0.15	0.00	49,999,375.00	49,999,350.00
NORDEA NORTH AMERICAL INC COMM PAPER -- 0.000% 04/13/2011		6555P1RD1	15,000,000.00	A-1+	P-1	01/20/11	01/20/11	14,990,316.67	0.28	0.00	14,998,600.05	14,999,265.00
NORDEA NORTH AMERICA INC COMM PAPER -- 0.000% 04/20/2011		6555P1RL3	25,000,000.00	A-1+	P-1	02/17/11	02/17/11	24,990,312.50	0.23	0.00	24,997,031.25	24,997,825.00
GENERAL ELEC CAP CORP COMM PAPER -- 0.000% 04/29/2011		36959JRV7	25,000,000.00	A-1+	P-1	03/10/11	03/10/11	24,993,750.00	0.18	0.00	24,996,500.00	24,998,200.00
NORDEA NORTH AMERICA INC COMM PAPER -- 0.000% 05/02/2011		6555P1S24	25,000,000.00	A-1+	P-1	02/10/11	02/10/11	24,985,375.00	0.26	0.00	24,994,402.75	24,995,500.00
BNP PARIBAS FINANCE INC COMM PAPER -- 0.000% 05/02/2011		0556N1S20	50,000,000.00	A-1+	P-1	01/28/11	01/31/11	49,955,763.89	0.35	0.00	49,984,930.50	49,991,000.00
NORDEA NORTH AMERICA INC COMM PAPER -- 0.000% 05/04/2011		6555P1S40	25,000,000.00	A-1+	P-1	03/03/11	03/03/11	24,990,527.78	0.22	0.00	24,994,958.25	24,995,150.00



Managed Account Detail of Securities Held

For the Month Ending **March 31, 2011**

SAN BERNARDINO COUNTY - 76990800

Security Type/Description	Dated Date/Coupon/Maturity	CUSIP	Par	S&P Rating	Moody's Rating	Trade Date	Settle Date	Original Cost	YTM at Cost	Accrued Interest	Amortized Cost	Market Value
Commercial Paper												
BNP PARIBAS FINANCE INC COMM PAPER	-- 0.000% 05/12/2011	0556N1SC8	25,000,000.00	A-1+	P-1	02/11/11	02/11/11	24,978,750.00	0.34	0.00	24,990,319.50	24,993,700.00
NORDEA NORTH AMERICA INC COMM PAPER	-- 0.000% 06/01/2011	6555P1T15	10,000,000.00	A-1+	P-1	03/17/11	03/17/11	9,995,038.89	0.24	0.00	9,996,018.10	9,995,850.00
RABOBANK USA FIN CORP COMM PAPER	-- 0.000% 06/01/2011	74977LT15	25,000,000.00	A-1+	P-1	03/03/11	03/03/11	24,985,000.00	0.24	0.00	24,989,833.25	24,991,775.00
JP MORGAN CHASE & CO COMM PAPER	-- 0.000% 06/01/2011	4662J1T18	25,000,000.00	A-1	P-1	03/29/11	03/29/11	24,993,333.33	0.15	0.00	24,993,645.75	24,988,325.00
RABOBANK USA FIN CORP COMM PAPER	-- 0.000% 06/01/2011	74977LT15	50,000,000.00	A-1+	P-1	01/26/11	01/26/11	49,947,500.00	0.30	0.00	49,974,583.50	49,983,550.00
BNP PARIBAS FINANCE INC COMM PAPER	-- 0.000% 06/07/2011	0556N1T78	25,000,000.00	A-1+	P-1	03/07/11	03/07/11	24,978,277.78	0.34	0.00	24,984,180.50	24,988,425.00
GENERAL ELEC CAP SVCS COMM PAPER	-- 0.000% 06/09/2011	36959ST94	40,000,000.00	A-1+	P-1	03/11/11	03/11/11	39,977,000.00	0.23	0.00	39,982,366.80	39,985,760.00
GENERAL ELEC CAP SVCS COMM PAPER	-- 0.000% 06/15/2011	36959STF0	25,000,000.00	A-1+	P-1	03/17/11	03/17/11	24,985,625.00	0.23	0.00	24,988,020.75	24,989,925.00
JP MORGAN CHASE & CO COMM PAPER	-- 0.000% 06/16/2011	4662J1TG5	40,000,000.00	A-1	P-1	03/17/11	03/17/11	39,979,777.78	0.20	0.00	39,983,111.20	39,975,960.00
JP MORGAN CHASE & CO COMM PAPER	-- 0.000% 06/22/2011	4662J1TN0	25,000,000.00	A-1	P-1	03/24/11	03/24/11	24,987,500.00	0.20	0.00	24,988,611.00	24,983,575.00
JP MORGAN CHASE & CO COMM PAPER	-- 0.000% 06/29/2011	4662J1TV2	50,000,000.00	A-1	P-1	03/28/11	03/28/11	49,974,166.67	0.20	0.00	49,975,278.00	49,963,750.00
GENERAL ELEC CAP SVCS COMM PAPER	-- 0.000% 07/01/2011	36959SU19	25,000,000.00	A-1+	P-1	03/30/11	03/30/11	24,985,145.83	0.23	0.00	24,985,465.25	24,986,525.00
RABOBANK USA FIN CORP COMM PAPER	-- 0.000% 08/01/2011	74977LV12	25,000,000.00	A-1+	P-1	02/02/11	02/03/11	24,955,250.00	0.36	0.00	24,969,500.00	24,979,925.00
Security Type Sub-Total			890,000,000.00					889,614,237.48	0.21	0.00	889,766,731.40	889,782,540.00



Managed Account Detail of Securities Held

For the Month Ending **March 31, 2011**

SAN BERNARDINO COUNTY - 76990800

Security Type/Description	Dated Date/Coupon/Maturity	CUSIP	Par	S&P Rating	Moody's Rating	Trade Date	Settle Date	Original Cost	YTM at Cost	Accrued Interest	Amortized Cost	Market Value
Certificate of Deposit												
NORDEA BANK FINLAND NY CERT DEPOS DTD 02/03/2011 0.250% 04/15/2011		65557VLM1	25,000,000.00	A-1+	P-1	02/03/11	02/03/11	25,000,000.00	0.25	9,895.83	25,000,000.00	25,000,575.00
NORDEA BANK FINLAND NY CERT DEPOS DTD 02/03/2011 0.250% 04/15/2011		65557VLM1	50,000,000.00	A-1+	P-1	02/03/11	02/03/11	50,000,000.00	0.25	19,791.67	50,000,000.00	50,001,150.00
BARCLAYS BANK PLC NY CERT DEPOS DTD 03/18/2011 0.180% 04/15/2011		06740MXH1	50,000,000.00	A-1+	P-1	03/18/11	03/18/11	50,000,000.00	0.18	3,500.00	50,000,000.00	49,999,694.50
BARCLAYS BANK PLC NY CERT DEPOS DTD 03/18/2011 0.180% 04/15/2011		06740MXH1	50,000,000.00	A-1+	P-1	03/18/11	03/18/11	50,000,000.00	0.18	3,500.00	50,000,000.00	49,999,694.50
RABOBANK NEDERLAND NV NY CERT DEPOS DTD 11/08/2010 0.290% 04/29/2011		74977MPH2	25,000,000.00	A-1+	P-1	11/04/10	11/08/10	25,000,000.00	0.29	29,000.00	25,000,000.00	25,001,625.00
ROYAL BANK OF CANADA NY CERT DEPOS DTD 03/31/2011 0.140% 04/29/2011		78009J4K8	25,000,000.00	A-1+	P-1	03/31/11	03/31/11	25,000,000.00	0.14	97.22	25,000,000.00	24,998,609.75
NORDEA BANK FINLAND NY CERT DEPOS DTD 02/01/2011 0.270% 05/02/2011		65557VLD1	25,000,000.00	A-1+	P-1	02/08/11	02/08/11	24,999,999.18	0.27	11,062.50	24,999,999.75	25,001,255.00
RABOBANK NEDERLAND NV NY CERT DEPOS DTD 11/05/2010 0.310% 05/09/2011		74977MPB5	25,000,000.00	A-1+	P-1	01/04/11	01/04/11	25,000,000.00	0.31	31,645.83	25,000,000.00	25,002,290.00
SVENSKA HANDELSBANKEN NY CERT DEPOS DTD 02/11/2011 0.280% 05/12/2011		86959BPP4	15,000,000.00	A-1+	P-1	02/15/11	02/15/11	14,999,999.69	0.28	5,716.67	14,999,999.85	15,000,870.00
BNP PARIBAS SF CERT DEPOS DTD 02/09/2011 0.350% 05/12/2011		05572NAB2	35,000,000.00	A-1+	P-1	02/07/11	02/09/11	35,000,000.00	0.35	17,354.17	35,000,000.00	35,004,889.50
RABOBANK NEDERLAND NV NY CERT DEPOS DTD 11/18/2010 0.310% 05/17/2011		74977JKS0	25,000,000.00	A-1+	P-1	11/18/10	11/18/10	25,000,000.00	0.31	28,847.22	25,000,000.00	25,002,325.00
TORONTO DOMINION BANK NY CERT DEPOS DTD 11/24/2010 0.320% 05/23/2011		89112YNY5	25,000,000.00	A-1+	P-1	11/24/10	11/24/10	25,000,000.00	0.32	28,444.44	25,000,000.00	25,002,620.00
SVENSKA HANDELSBANKEN NY CERT DEPOS DTD 02/23/2011 0.280% 05/23/2011		86959BQH1	50,000,000.00	A-1+	P-1	02/22/11	02/23/11	50,000,617.64	0.28	14,388.89	50,000,361.00	50,002,310.00



Managed Account Detail of Securities Held

For the Month Ending **March 31, 2011**

SAN BERNARDINO COUNTY - 76990800

Security Type/Description Dated Date/Coupon/Maturity	CUSIP	Par	S&P Rating	Moody's Rating	Trade Date	Settle Date	Original Cost	YTM at Cost	Accrued Interest	Amortized Cost	Market Value
Certificate of Deposit											
TORONTO DOMINION BANK NY CERT DEPOS DTD 01/26/2011 0.250% 05/27/2011	89112YTG8	50,000,000.00	A-1+	P-1	01/26/11	01/26/11	50,000,000.00	0.25	22,569.44	50,000,000.00	49,999,578.00
RABOBANK NEDERLAND NV NY CERT DEPOS DTD 12/07/2010 0.360% 06/01/2011	74977JLA8	25,000,000.00	A-1+	P-1	12/07/10	12/07/10	25,000,000.00	0.36	28,750.00	25,000,000.00	25,004,172.50
BNP PARIBAS SF CERT DEPOS DTD 03/01/2011 0.340% 06/01/2011	05572NBD7	25,000,000.00	A-1+	P-1	03/01/11	03/01/11	25,000,000.00	0.34	7,319.44	25,000,000.00	25,003,322.50
BNP PARIBAS SF CERT DEPOS DTD 03/02/2011 0.340% 06/01/2011	05572NBE5	25,000,000.00	A-1+	P-1	03/02/11	03/02/11	25,000,000.00	0.34	7,083.33	25,000,000.00	25,003,322.50
SVENSKA HANDELSBANKEN NY CERT DEPOS DTD 03/07/2011 0.275% 06/07/2011	86959BOY4	35,000,000.00	A-1+	P-1	03/10/11	03/10/11	35,000,431.82	0.27	6,684.03	35,000,325.15	35,000,301.00
BNP PARIBAS SF CERT DEPOS DTD 03/21/2011 0.330% 06/20/2011	05572NBS4	15,000,000.00	A-1+	P-1	03/21/11	03/21/11	15,000,000.00	0.33	1,512.50	15,000,000.00	15,001,452.00
TORONTO DOMINION BANK NY CERT DEPOS DTD 03/09/2011 0.235% 07/01/2011	89112YWS8	25,000,000.00	A-1+	P-1	03/09/11	03/09/11	25,000,000.00	0.24	3,753.47	25,000,000.00	24,995,784.75
WESTPAC BANKING CORP NY CERT DEPOS DTD 04/01/2011 0.220% 07/01/2011	96121TDD7	50,000,000.00	A-1+	P-1	03/31/11	04/01/11	50,000,000.00	0.22	0.00	50,000,000.00	49,989,354.50
CBA AUSTRALIA CERT DEPOS DTD 03/10/2011 0.290% 09/09/2011	20271EGQ6	25,000,000.00	A-1+	P-1	03/09/11	03/10/11	25,000,000.00	0.29	4,430.56	25,000,000.00	24,988,421.25
ROYAL BANK OF CANADA NY CERT DEPOS DTD 03/30/2011 0.240% 09/30/2011	78009J4G7	25,000,000.00	A-1+	P-1	03/30/11	03/30/11	25,000,000.00	0.24	333.33	25,000,000.00	24,977,049.25
Security Type Sub-Total		725,000,000.00					725,001,048.33	0.26	285,680.54	725,000,685.75	724,980,666.50
Managed Account Sub-Total		4,546,074,000.00					4,570,243,536.11	0.84	10,760,651.83	4,559,107,021.07	4,560,785,659.94



Managed Account Detail of Securities Held

For the Month Ending **March 31, 2011**

SAN BERNARDINO COUNTY - 76990800

Securities Sub-Total	\$4,546,074,000.00	\$4,570,243,536.11	0.84%	\$10,760,651.83	\$4,559,107,021.07	\$4,560,785,659.94
Accrued Interest						\$10,760,651.83
Total Investments						\$4,571,546,311.77

Bolded items are forward settling trades.



Managed Account Fair Market Value & Analytics

For the Month Ending **March 31, 2011**

SAN BERNARDINO COUNTY - 76990800

Security Type/Description	CUSIP	Par	Broker	Next Call Date	Market Price	Market Value	Unreal G/L On Cost	Unreal G/L Amort Cost	Duration to Worst	YTM at Mkt
U.S. Treasury Bond / Note										
US TREASURY NOTES DTD 04/30/2009 0.875% 04/30/2011	912828KL3	50,000,000.00	UBS AG		100.06	50,029,296.90	(146,484.35)	18,862.40	0.08	0.17
US TREASURY NOTES DTD 05/31/2009 0.875% 05/31/2011	912828KU3	25,000,000.00	GOLDMAN		100.13	25,031,250.00	(73,242.18)	15,190.50	0.17	0.13
US TREASURY NOTES DTD 07/31/2006 4.875% 07/31/2011	912828FN5	25,000,000.00	CSFB		101.58	25,394,525.00	(1,511,725.00)	76,467.75	0.34	0.19
US TREASURY NOTES DTD 05/15/2009 1.375% 05/15/2012	912828KP4	5,000,000.00	DEUTSCHE		101.11	5,055,665.00	106,836.88	75,513.90	1.11	0.38
US TREASURY NOTES DTD 05/15/2009 1.375% 05/15/2012	912828KP4	10,000,000.00	CITIGRP		101.11	10,111,330.00	273,048.75	174,235.60	1.11	0.38
US TREASURY NOTES DTD 05/15/2009 1.375% 05/15/2012	912828KP4	10,000,000.00	CSFB		101.11	10,111,330.00	258,986.25	168,791.20	1.11	0.38
US TREASURY NOTES DTD 05/15/2009 1.375% 05/15/2012	912828KP4	25,000,000.00	DEUTSCHE		101.11	25,278,325.00	189,457.82	230,662.25	1.11	0.38
US TREASURY NOTES DTD 01/15/2010 1.375% 01/15/2013	912828MG2	25,000,000.00	DEUTSCHE		101.18	25,295,898.45	(6,835.93)	30,807.45	1.77	0.71
US TREASURY NOTES DTD 03/15/2010 1.375% 03/15/2013	912828MT4	25,000,000.00	CITIGRP		101.16	25,290,000.00	(20,546.88)	12,354.25	1.93	0.78
US TREASURY NOTES DTD 06/15/2010 1.125% 06/15/2013	912828NH9	25,000,000.00	DEUTSCHE		100.49	25,123,000.00	5,812.50	6,242.00	2.17	0.90
US TREASURY NOTES DTD 06/15/2010 1.125% 06/15/2013	912828NH9	25,000,000.00	BK AMER		100.49	25,123,000.00	13,625.00	13,892.50	2.17	0.90
Security Type Sub-Total		250,000,000.00				251,843,620.35	(911,067.14)	823,019.80	1.09	0.47

U.S. Government Supported Corporate Debt										
GOLDMAN SACHS GROUP INC (FDIC) GL NOTES DTD 01/21/2009 1.625% 07/15/2011	38146FAF8	25,000,000.00	CITIGRP		100.41	25,101,350.00	169,850.00	109,518.25	0.29	0.22



Managed Account Fair Market Value & Analytics

For the Month Ending **March 31, 2011**

SAN BERNARDINO COUNTY - 76990800

Security Type/Description	Dated Date/Coupon/Maturity	CUSIP	Par	Broker	Next Call Date	Market Price	Market Value	Unreal G/L On Cost	Unreal G/L Amort Cost	Duration to Worst	YTM at Mkt
U.S. Government Supported Corporate Debt											
GOLDMAN SACHS GROUP INC (FDIC) GL NOTES	01/21/2009 1.625% 07/15/2011	38146FAF8	25,000,000.00	GOLDMAN		100.41	25,101,350.00	(49,150.00)	78,833.00	0.29	0.22
GENERAL ELEC CAP CORP (FDIC) GLOBAL NOTE	03/12/2009 2.250% 03/12/2012	36967HAN7	25,000,000.00	DEUTSCHE		101.78	25,445,875.00	(111,875.00)	178,736.00	0.94	0.36
CITIGROUP FUNDING INC (FDIC) GLOBAL NOTE	03/30/2009 2.000% 03/30/2012	17314AAF9	25,000,000.00	CSFB		101.41	25,353,625.00	(93,747.25)	133,823.75	0.99	0.58
Security Type Sub-Total			100,000,000.00				101,002,200.00	(84,922.25)	500,911.00	0.63	0.34
Money Market Fund											
FEDERATED PRIME OBLIGATION MUTUAL		60934N203	1,000,000.00			1.00	1,000,000.00	0.00	0.00	0.00	0.04
FEDERATED GOVT OBLIGATIONS FUND		60934N104	1,000,000.00			1.00	1,000,000.00	0.00	0.00	0.00	0.04
GOLDMAN FS GOVERNMENT MM FUND		38141W273	113,000,000.00			1.00	113,000,000.00	0.00	0.00	0.00	0.04
Security Type Sub-Total			115,000,000.00				115,000,000.00	0.00	0.00	0.00	0.04
Federal Agency Discount Note											
FHLB DISC NOTE	-- 0.000% 05/25/2011	313384GA1	25,000,000.00	CSFB		99.98	24,995,923.25	122,659.36	14,673.25	0.15	0.11
FHLB DISC NOTE	-- 0.000% 05/25/2011	313384GA1	25,000,000.00	MIZUHO		99.98	24,995,923.25	122,659.36	14,673.25	0.15	0.11
FNMA DISC NOTE	-- 0.000% 07/11/2011	313588HZ1	25,000,000.00	MIZUHO		99.96	24,989,587.00	88,475.89	17,642.50	0.28	0.15
Security Type Sub-Total			75,000,000.00				74,981,433.50	333,794.61	46,989.00	0.19	0.12
Federal Agency Bond / Note											
FFCB BONDS	04/07/2004 3.750% 04/07/2011	31331TZN4	12,150,000.00	MIZUHO		100.06	12,157,411.50	(270,823.50)	5,820.82	0.02	0.08



Managed Account Fair Market Value & Analytics

For the Month Ending **March 31, 2011**

SAN BERNARDINO COUNTY - 76990800

Security Type/Description	CUSIP	Par	Broker	Next Call Date	Market Price	Market Value	Unreal G/L On Cost	Unreal G/L Amort Cost	Duration to Worst	YTM at Mkt
Federal Agency Bond / Note										
FHLMC GLOBAL REFERENCE NOTES DTD 03/09/2006 5.125% 04/18/2011	3137EAAB5	12,000,000.00	GOLDMAN		100.24	12,028,464.00	(744,936.00)	16,216.44	0.05	0.09
FHLMC GLOBAL REFERENCE NOTES DTD 03/09/2006 5.125% 04/18/2011	3137EAAB5	25,000,000.00	CITIGRP		100.24	25,059,300.00	(1,553,200.00)	33,786.25	0.05	0.09
FHLMC GLOBAL REFERENCE NOTES DTD 03/09/2006 5.125% 04/18/2011	3137EAAB5	25,000,000.00	MERRILL		100.24	25,059,300.00	(970,700.00)	39,075.75	0.05	0.09
FFCB BONDS DTD 04/21/2008 2.625% 04/21/2011	31331YG46	25,000,000.00	CITIGRP		100.14	25,034,900.00	296,900.00	41,000.75	0.06	0.11
FFCB BONDS DTD 04/21/2008 2.625% 04/21/2011	31331YG46	50,000,000.00	BARCLAYS		100.14	50,069,800.00	1,133,300.00	94,291.00	0.06	0.11
FNMA GLOBAL BENCHMARK NOTES DTD 05/25/2001 6.000% 05/15/2011	31359MJH7	50,000,000.00	CITIGRP		100.72	50,360,350.00	(2,953,150.00)	192,430.00	0.13	0.10
FFCB FLOATING BONDS DTD 05/18/2009 0.344% 05/18/2011	31331GWG0	25,000,000.00	GOLDMAN		100.02	25,004,950.00	4,450.00	4,950.00	0.13	0.19
FHLB BONDS DTD 05/24/2010 0.580% 06/10/2011	3133XYNZ4	15,000,000.00	GOLDMAN		100.09	15,013,785.00	14,835.00	13,983.15	0.19	0.10
FHLB BONDS DTD 05/24/2010 0.580% 06/10/2011	3133XYNZ4	15,000,000.00	USBPJ		100.09	15,013,785.00	14,835.00	13,983.15	0.19	0.10
FHLB TAP BONDS DTD 05/24/2005 4.250% 06/10/2011	3133XBYA7	25,000,000.00	BK AMER		100.76	25,189,950.00	31,700.00	178,838.25	0.19	0.28
FHLB GLOBAL BONDS DTD 05/27/2008 3.375% 06/24/2011	3133XRCW8	30,295,000.00	BARCLAYS		100.71	30,511,578.96	(708,933.29)	21,745.15	0.23	0.27
FHLB GLOBAL BONDS DTD 06/12/2009 1.625% 07/27/2011	3133XTXH4	11,100,000.00	JPMCHASE		100.49	11,154,512.10	(74,880.60)	18,177.80	0.32	0.10
FFCB BONDS DTD 06/25/2008 3.875% 08/25/2011	31331YZ86	25,000,000.00	BARCLAYS		101.51	25,377,300.00	(140,700.00)	300,603.00	0.40	0.10
FFCB BONDS DTD 06/25/2008 3.875% 08/25/2011	31331YZ86	50,000,000.00	BARCLAYS		101.51	50,754,600.00	(139,400.00)	622,156.50	0.40	0.10
FHLMC (FLOATING) MTN DTD 04/26/2010 0.248% 10/26/2011	3134G1BL7	20,800,000.00	MIZUHO		100.03	20,806,884.80	11,044.80	11,044.80	0.57	0.19



Managed Account Fair Market Value & Analytics

For the Month Ending **March 31, 2011**

SAN BERNARDINO COUNTY - 76990800

Security Type/Description	CUSIP	Par	Broker	Next Call Date	Market Price	Market Value	Unreal G/L On Cost	Unreal G/L Amort Cost	Duration to Worst	YTM at Mkt
Federal Agency Bond / Note										
FFCB BONDS (FLOATING) DTD 11/02/2009 0.241% 11/02/2011	31331G2M0	25,000,000.00	MORGANST		100.02	25,005,225.00	5,225.00	5,225.00	0.59	0.21
FFCB BONDS DTD 01/12/2010 1.100% 01/12/2012	31331JBL6	25,000,000.00	UBS AG		100.61	25,152,150.00	87,150.00	125,252.25	0.78	0.32
FHLB BONDS DTD 12/24/2009 1.050% 02/24/2012	3133XWFP9	25,000,000.00	CSFB		100.63	25,157,325.00	303,075.00	218,668.50	0.89	0.35
FHLB GLOBAL BONDS DTD 03/19/2010 1.125% 05/18/2012	3133XXPV3	25,000,000.00	UBS AG		100.77	25,192,300.00	156,550.00	172,172.25	1.12	0.44
FFCB NOTES (FLOAT) DTD 08/23/2010 0.255% 05/23/2012	31331JZB2	25,000,000.00	GOLDMAN		100.03	25,007,400.00	9,475.00	9,475.00	1.14	0.23
FNMA NOTES (CALLABLE) DTD 05/25/2010 1.300% 05/25/2012	31398AS37	25,000,000.00	CITIGRP	05/25/11	100.13	25,032,225.00	15,975.00	29,780.00	0.15	1.19
FNMA NOTES (CALLABLE) DTD 05/25/2010 1.300% 05/25/2012	31398AS37	25,000,000.00	CITIGRP	05/25/11	100.13	25,032,225.00	9,725.00	28,810.25	0.15	1.19
FHLMC GLOBAL NOTES DTD 05/21/2009 1.750% 06/15/2012	3137EACC1	25,000,000.00	CITIGRP		101.55	25,387,425.00	57,675.00	196,438.25	1.19	0.46
FHLB GLOBAL BONDS DTD 07/23/2009 1.750% 08/22/2012	3133XUE41	50,000,000.00	CSFB		101.61	50,806,750.00	1,039,250.00	914,460.50	1.37	0.58
FHLMC GLOBAL REFERENCE NOTES DTD 08/06/2009 2.125% 09/21/2012	3137EACE7	25,000,000.00	BARCLAYS		102.20	25,550,975.00	157,975.00	337,979.00	1.45	0.62
FHLMC (FLOATING) NOTES DTD 10/12/2010 0.270% 10/12/2012	3134G1WN0	25,000,000.00	GILFORD		100.03	25,006,750.00	4,250.00	6,750.00	1.53	0.26
FNMA NOTES (EX-CALLABLE) DTD 11/01/2010 0.550% 11/01/2012	31398A5B4	25,000,000.00	MIZUHO	11/01/11	99.67	24,917,550.00	(82,450.00)	(82,450.00)	1.57	0.76
FFCB NOTES DTD 11/02/2010 0.400% 11/02/2012	31331JY56	20,000,000.00	BARCLAYS		99.56	19,911,440.00	7,040.00	(10,385.40)	1.57	0.68
FHLMC NOTES DTD 10/08/2010 0.515% 11/26/2012	3134G1WT7	8,400,000.00	GILFORD		99.70	8,374,934.40	(3,477.60)	(7,280.87)	1.64	0.70
FHLMC NOTES DTD 10/08/2010 0.515% 11/26/2012	3134G1WT7	18,989,000.00	MORGANST		99.70	18,932,336.82	(5,962.55)	(14,894.41)	1.64	0.70



Managed Account Fair Market Value & Analytics

For the Month Ending **March 31, 2011**

SAN BERNARDINO COUNTY - 76990800

Security Type/Description	CUSIP	Par	Broker	Next Call Date	Market Price	Market Value	Unreal G/L On Cost	Unreal G/L Amort Cost	Duration to Worst	YTM at Mkt
Federal Agency Bond / Note										
FHLB NOTES DTD 10/30/2009 1.746% 11/30/2012	3133XVMF5	25,000,000.00	MORGANST		101.70	25,425,550.00	(56,200.00)	19,246.00	1.64	0.72
FNMA NOTES (FLOATING) DTD 12/03/2010 0.300% 12/03/2012	31398A6V9	25,000,000.00	JPMCHASE		100.11	25,028,700.00	31,200.00	31,200.00	1.67	0.24
FNMA NOTES (FLOATING) DTD 12/03/2010 0.300% 12/03/2012	31398A6V9	50,000,000.00	UBS AG		100.11	50,057,400.00	62,400.00	62,400.00	1.67	0.24
FHLB BONDS DTD 11/04/2009 1.750% 12/14/2012	3133XVNT4	25,000,000.00	BARCLAYS		101.63	25,408,575.00	192,325.00	285,861.25	1.67	0.78
FHLB BONDS DTD 11/04/2009 1.750% 12/14/2012	3133XVNT4	25,000,000.00	GILFORD		101.63	25,408,575.00	369,075.00	385,838.00	1.67	0.78
FHLB BONDS DTD 11/04/2009 1.750% 12/14/2012	3133XVNT4	25,000,000.00	BARCLAYS		101.63	25,408,575.00	(156,675.00)	(57,056.25)	1.67	0.78
FNMA NOTES (CALLABLE) DTD 12/14/2010 0.800% 12/14/2012	3136FPH83	25,000,000.00	UBS AG	06/14/11	99.73	24,931,825.00	(64,425.00)	(64,979.00)	1.68	0.96
FNMA NOTES (CALLABLE) DTD 12/21/2010 0.900% 12/21/2012	31398A7B2	25,000,000.00	GOLDMAN	06/21/11	99.93	24,982,600.00	(14,900.00)	(15,245.00)	1.70	0.94
FNMA NOTES (CALLABLE) DTD 12/21/2010 0.900% 12/21/2012	31398A7B2	36,050,000.00	CSFB	06/21/11	99.93	36,024,909.20	(1,658.30)	(4,890.18)	1.70	0.94
FFCB BONDS DTD 12/24/2009 1.625% 12/24/2012	31331JAB9	25,000,000.00	DIRECT		101.51	25,378,025.00	448,025.00	418,831.00	1.70	0.74
FNMA NOTES (CALLABLE) DTD 11/29/2010 0.550% 12/27/2012	31398A6J6	25,000,000.00	JPMCHASE	06/27/11	99.66	24,914,875.00	8,625.00	(6,565.25)	1.72	0.75
FHLMC NOTES (FLOATING) DTD 01/10/2011 0.320% 01/10/2013	3134G1U69	25,000,000.00	STIFEL		100.09	25,023,325.00	13,125.00	14,183.00	1.77	0.27
FHLMC NOTES (FLOATING) DTD 01/10/2011 0.320% 01/10/2013	3134G1U69	50,000,000.00	UBS AG		100.09	50,046,650.00	66,850.00	66,850.00	1.77	0.27
FFCB NOTES (FLOATING) DTD 01/14/2011 0.300% 01/14/2013	31331J7K3	50,000,000.00	UBS AG		100.06	50,028,700.00	41,200.00	41,200.00	1.78	0.27
FHLB GLOBAL NOTES DTD 12/10/2009 1.500% 01/16/2013	3133XW7L7	25,000,000.00	MORGANST		101.11	25,278,650.00	(135,600.00)	(71,951.00)	1.76	0.87



Managed Account Fair Market Value & Analytics

For the Month Ending **March 31, 2011**

SAN BERNARDINO COUNTY - 76990800

Security Type/Description Dated Date/Coupon/Maturity	CUSIP	Par	Broker	Next Call Date	Market Price	Market Value	Unreal G/L On Cost	Unreal G/L Amort Cost	Duration to Worst	YTM at Mkt
Federal Agency Bond / Note										
FHLMC NOTES (FLOATING) DTD 01/24/2011 0.300% 01/24/2013	3134G1X90	25,000,000.00	UBS AG		100.06	25,013,825.00	31,475.00	31,475.00	1.81	0.28
FFCB BONDS (CALLABLE) DTD 02/19/2010 1.670% 02/19/2013	31331JEK5	25,000,000.00	JPMCHASE	08/19/11	100.55	25,137,750.00	250,250.00	209,258.00	0.39	1.37
FNMA GLOBAL BENCHMRK NOTES (EX-CALLABLE) DTD 02/18/2003 4.750% 02/21/2013	31359MOV8	20,000,000.00	CSFB		107.28	21,456,440.00	(74,360.00)	37,332.20	1.82	0.85
FFCB BONDS DTD 01/15/2010 1.750% 02/21/2013	31331JBV4	25,000,000.00	GILFORD		101.56	25,390,025.00	354,775.00	367,825.75	1.85	0.91
FNMA GLOBAL BENCHMRK NOTES (EX-CALLABLE) DTD 02/18/2003 4.750% 02/21/2013	31359MOV8	25,000,000.00	OPPENHIE		107.28	26,820,550.00	(233,825.00)	36,228.25	1.82	0.85
FHLMC NOTES DTD 02/04/2011 0.750% 03/28/2013	3137EACS6	25,000,000.00	BARCLAYS		99.83	24,957,075.00	75,325.00	67,162.75	1.97	0.84
FFCB BONDS DTD 04/15/2010 1.875% 04/15/2013	31331JKS1	25,000,000.00	JPMCHASE		101.99	25,497,875.00	379,775.00	416,575.75	1.98	0.89
FNMA GLOBAL NOTES DTD 05/21/2010 1.500% 06/26/2013	31398AT44	25,000,000.00	DEUTSCHE		101.13	25,281,975.00	(25,775.00)	(5,318.75)	2.19	0.99
FHLB NOTES DTD 11/08/2010 0.500% 06/26/2013	313371PM2	40,565,000.00	MORGANST		98.85	40,097,204.42	21,418.32	(21,375.32)	2.21	1.02
FNMA GLOBAL NOTES (EX-CALLABLE) DTD 07/14/2003 4.375% 07/17/2013	31359MSL8	13,500,000.00	GILFORD		106.99	14,443,393.50	(163,876.50)	(82,785.24)	2.18	1.27
FNMA GLOBAL NOTES (EX-CALLABLE) DTD 07/14/2003 4.375% 07/17/2013	31359MSL8	19,950,000.00	BARCLAYS		106.99	21,344,125.95	(265,714.05)	(137,314.65)	2.18	1.27
FNMA NOTES (CALLABLE) DTD 07/29/2010 1.250% 07/29/2013	31398AZ47	3,175,000.00	UBS AG	07/29/11	99.83	3,169,577.10	(5,422.90)	(5,422.90)	2.28	1.32
FNMA NOTES (CALLABLE) DTD 07/29/2010 1.250% 07/29/2013	31398AZ47	25,000,000.00	UBS AG	07/29/11	99.83	24,957,300.00	(27,450.00)	(30,818.75)	2.28	1.32
FNMA NOTES (CALLABLE) DTD 07/29/2010 1.250% 07/29/2013	31398AZ47	50,000,000.00	BARCLAYS	07/29/11	99.83	49,914,600.00	(54,900.00)	(61,637.50)	2.28	1.32



Managed Account Fair Market Value & Analytics

For the Month Ending **March 31, 2011**

SAN BERNARDINO COUNTY - 76990800

Security Type/Description	CUSIP	Par	Broker	Next Call Date	Market Price	Market Value	Unreal G/L On Cost	Unreal G/L Amort Cost	Duration to Worst	YTM at Mkt
Federal Agency Bond / Note										
FNMA NOTES (CALLABLE) DTD 08/16/2010 1.350% 08/16/2013	31398A2H4	20,895,000.00	UBS AG	05/16/11	99.73	20,838,562.61	(56,437.39)	(56,437.39)	2.32	1.47
FNMA NOTES DTD 07/09/2010 1.250% 08/20/2013	31398AX31	50,000,000.00	JPMCHASE		100.35	50,173,800.00	(150,200.00)	(129,659.50)	2.34	1.10
FNMA NOTES (CALLABLE) DTD 08/27/2010 1.000% 08/27/2013	3136FPCR6	10,390,000.00	LOOP CAP	08/27/12	99.49	10,337,478.55	(48,365.45)	(49,179.19)	2.37	1.21
FNMA NOTES (CALLABLE) DTD 08/27/2010 1.000% 08/27/2013	3136FPCR6	39,610,000.00	RBC CAP	08/27/12	99.49	39,409,771.45	(188,345.55)	(190,672.64)	2.37	1.21
FHLMC NOTES (CALLABLE) DTD 09/03/2010 1.150% 09/03/2013	3134G1SB1	25,000,000.00	OPPENHIE	06/03/11	99.54	24,884,525.00	(115,475.00)	(115,475.00)	2.38	1.34
FHLB NOTES TAP ISSUE DTD 08/09/2010 1.000% 09/13/2013	313370LB2	25,000,000.00	USBPJ		99.59	24,897,625.00	(297,625.00)	(268,943.25)	2.41	1.17
FHLB NOTES TAP ISSUE DTD 08/09/2010 1.000% 09/13/2013	313370LB2	25,000,000.00	CSFB		99.59	24,897,625.00	(364,125.00)	(326,876.75)	2.41	1.17
FHLB NOTES TAP ISSUE DTD 08/09/2010 1.000% 09/13/2013	313370LB2	25,000,000.00	RBC CAP		99.59	24,897,625.00	(364,150.00)	(326,898.25)	2.41	1.17
FHLB NOTES TAP ISSUE DTD 08/09/2010 1.000% 09/13/2013	313370LB2	25,000,000.00	BARCLAYS		99.59	24,897,625.00	(364,155.25)	(326,902.75)	2.41	1.17
FHLB NOTES TAP ISSUE DTD 08/09/2010 1.000% 09/13/2013	313370LB2	25,000,000.00	CSFB		99.59	24,897,625.00	(261,850.00)	(240,437.25)	2.41	1.17
FNMA NOTES (CALLABLE) DTD 09/17/2010 1.125% 09/17/2013	31398A3L4	1,980,000.00	CITIGRP		99.94	1,978,827.84	(1,073.16)	(1,091.02)	2.42	1.15
FNMA NOTES (CALLABLE) DTD 09/17/2010 1.125% 09/17/2013	31398A3L4	12,500,000.00	JPMCHASE		99.94	12,492,600.00	(7,150.00)	(7,197.75)	2.42	1.15
FNMA NOTES (CALLABLE) DTD 09/17/2010 1.125% 09/17/2013	31398A3L4	12,500,000.00	JPMCHASE		99.94	12,492,600.00	(7,150.00)	(7,197.75)	2.42	1.15
FHLMC GLOBAL REFERENCE NOTES DTD 08/20/2008 4.125% 09/27/2013	3137EABS7	25,000,000.00	UBS AG		107.31	26,828,450.00	(389,050.00)	(132,283.00)	2.38	1.14
FHLMC GLOBAL REFERENCE NOTES DTD 08/20/2008 4.125% 09/27/2013	3137EABS7	25,000,000.00	UBS AG		107.31	26,828,450.00	(357,050.00)	(115,427.50)	2.38	1.14



Managed Account Fair Market Value & Analytics

For the Month Ending **March 31, 2011**

SAN BERNARDINO COUNTY - 76990800

Security Type/Description	CUSIP	Par	Broker	Next Call Date	Market Price	Market Value	Unreal G/L On Cost	Unreal G/L Amort Cost	Duration to Worst	YTM at Mkt
Federal Agency Bond / Note										
FNMA NOTES DTD 08/02/2010 1.125% 09/30/2013	31398A2M3	25,000,000.00	BARCLAYS		99.89	24,971,575.00	(69,675.00)	(62,221.50)	2.46	1.17
FNMA NOTES (CALLABLE) DTD 09/30/2010 1.250% 09/30/2013	31398A4D1	25,000,000.00	CITIGRP	06/30/11	99.48	24,870,900.00	(147,725.00)	(129,100.00)	2.45	1.46
FNMA NOTES (CALLABLE) DTD 10/08/2010 1.125% 10/08/2013	31398A4H2	25,000,000.00	DEUTSCHE	04/08/11	99.07	24,766,825.00	(233,175.00)	(233,175.00)	2.46	1.50
FNMA NOTES (CALLABLE) DTD 10/18/2010 1.000% 10/18/2013	31398A4Q2	5,000,000.00	GILFORD	10/18/11	99.30	4,965,145.00	(34,855.00)	(34,855.00)	2.49	1.28
FNMA NOTES (CALLABLE) DTD 10/18/2010 1.000% 10/18/2013	31398A4Q2	5,000,000.00	LOOP CAP	10/18/11	99.30	4,965,145.00	(34,855.00)	(34,855.00)	2.49	1.28
FNMA NOTES (CALLABLE) DTD 10/18/2010 1.000% 10/18/2013	31398A4Q2	5,000,000.00	OPPENHIE	10/18/11	99.30	4,965,145.00	(34,855.00)	(34,855.00)	2.49	1.28
FNMA NOTES (CALLABLE) DTD 10/18/2010 1.000% 10/18/2013	31398A4Q2	5,000,000.00	USBPJ	10/18/11	99.30	4,965,145.00	(34,855.00)	(34,855.00)	2.49	1.28
FNMA STEP-RATE NOTES (CALLABLE) DTD 10/18/2010 0.625% 10/18/2013	3136FPNT0	25,000,000.00	CSFB	10/18/11	99.24	24,809,625.00	(182,875.00)	(230,909.25)	2.50	1.42
FHLMC NOTES DTD 08/20/2010 0.875% 10/28/2013	3137EACL1	25,000,000.00	CSFB		99.17	24,791,825.00	(111,850.75)	(129,396.00)	2.52	1.20
FNMA NOTES (CALLABLE) DTD 11/15/2010 0.900% 11/15/2013	31398A5S7	50,000,000.00	JPMCHASE	11/15/11	98.58	49,292,400.00	(732,600.00)	(723,175.50)	2.57	1.45
FNMA NOTES (CALLABLE) DTD 11/29/2010 1.000% 11/29/2013	31398A6L1	25,000,000.00	CSFB	11/29/11	98.92	24,730,950.00	(226,550.00)	(231,287.75)	2.61	1.41
FHLB NOTES DTD 11/09/2010 0.500% 12/13/2013	313371PU4	845,000.00	RBC CAP		97.82	826,611.96	(558.54)	(2,286.41)	2.66	1.32
FHLB NOTES DTD 11/09/2010 0.500% 12/13/2013	313371PU4	18,610,000.00	RBC CAP		97.82	18,205,027.79	(12,301.21)	(50,355.31)	2.66	1.32
FNMA NOTES DTD 11/01/2010 0.750% 12/18/2013	31398A5W8	5,545,000.00	RBC CAP		98.48	5,460,638.37	(19,207.88)	(19,730.55)	2.67	1.32
FNMA NOTES DTD 11/01/2010 0.750% 12/18/2013	31398A5W8	25,000,000.00	CITIGRP		98.48	24,619,650.00	(198,350.00)	(220,003.25)	2.67	1.32



Managed Account Fair Market Value & Analytics

For the Month Ending **March 31, 2011**

SAN BERNARDINO COUNTY - 76990800

Security Type/Description	CUSIP	Par	Broker	Next Call Date	Market Price	Market Value	Unreal G/L On Cost	Unreal G/L Amort Cost	Duration to Worst	YTM at Mkt
Federal Agency Bond / Note										
FNMA NOTES (CALLABLE) DTD 12/20/2010 1.250% 12/20/2013	31398A6Y3	25,000,000.00	JPMCHASE	06/20/11	98.93	24,731,325.00	(268,675.00)	(268,675.00)	2.65	1.66
FNMA NOTES (CALLABLE) DTD 12/30/2010 1.250% 12/30/2013	3136FPO59	25,000,000.00	JPMCHASE	06/30/11	99.62	24,905,273.44	(44,726.56)	(48,870.56)	2.69	1.39
FNMA GLOBAL NOTES (CALLABLE) DTD 01/27/2011 1.375% 01/27/2014	3135G0AH6	25,000,000.00	JPMCHASE	01/27/12	99.51	24,876,425.00	(116,075.00)	(116,511.75)	2.75	1.55
FNMA GLOBAL NOTES (CALLABLE) DTD 01/27/2011 1.375% 01/27/2014	3135G0AH6	26,225,000.00	BARCLAYS	01/27/12	99.51	26,095,369.83	(121,238.17)	(121,727.00)	2.75	1.55
FHLMC NOTES (CALLABLE) DTD 02/03/2011 1.375% 02/03/2014	3134G1X66	50,000,000.00	DEUTSCHE	08/03/11	99.45	49,722,950.00	(182,050.00)	(187,061.00)	2.77	1.58
FHLMC NOTES DTD 01/06/2011 1.375% 02/25/2014	3137EACR8	25,000,000.00	MORGANST		100.05	25,011,525.00	58,775.00	56,304.25	2.83	1.36
Security Type Sub-Total		2,391,074,000.00				2,403,195,199.59	(8,943,602.08)	311,929.72	1.65	0.81

Commercial Paper										
GENERAL ELEC CAP CORP COMM PAPER -- 0.000% 04/01/2011	36959JR13	10,000,000.00	GECC		100.00	9,999,980.00	1,160.56	(20.00)	0.00	0.07
CREDIT AGRICOLE NA COMM PAPER -- 0.000% 04/01/2011	22532CR14	25,000,000.00	CREDITAG		100.00	24,999,925.00	15.28	(75.00)	0.00	0.11
GENERAL ELEC CAP CORP COMM PAPER -- 0.000% 04/01/2011	36959JR13	50,000,000.00	GECC		100.00	49,999,900.00	5,802.78	(100.00)	0.00	0.07
BARCLAYS US FUNDING LLC COMM PAPER -- 0.000% 04/01/2011	06737JR15	50,000,000.00	DIRECT		100.00	49,999,850.00	2,766.67	(150.00)	0.00	0.11
CREDIT AGRICOLE NA COMM PAPER -- 0.000% 04/01/2011	22532CR14	50,000,000.00	CREDITAG		100.00	49,999,850.00	30.56	(150.00)	0.00	0.11
CREDIT AGRICOLE NA COMM PAPER -- 0.000% 04/01/2011	22532CR14	50,000,000.00	CREDITAG		100.00	49,999,850.00	30.56	(150.00)	0.00	0.11
CREDIT AGRICOLE NA COMM PAPER -- 0.000% 04/01/2011	22532CR14	50,000,000.00	CREDITAG		100.00	49,999,850.00	30.56	(150.00)	0.00	0.11



Managed Account Fair Market Value & Analytics

For the Month Ending **March 31, 2011**

SAN BERNARDINO COUNTY - 76990800

Security Type/Description	CUSIP	Par	Broker	Next Call Date	Market Price	Market Value	Unreal G/L On Cost	Unreal G/L Amort Cost	Duration to Worst	YTM at Mkt
Commercial Paper										
BARCLAYS US FUNDING LLC COMM PAPER -- 0.000% 04/04/2011	06737JR49	50,000,000.00	DIRECT		100.00	49,999,350.00	2,891.67	(25.00)	0.01	0.12
NORDEA NORTH AMERICAL INC COMM PAPER -- 0.000% 04/13/2011	6555P1RD1	15,000,000.00	CSFB		100.00	14,999,265.00	8,948.33	664.95	0.04	0.14
NORDEA NORTH AMERICA INC COMM PAPER -- 0.000% 04/20/2011	6555P1RL3	25,000,000.00	CITIGRP		99.99	24,997,825.00	7,512.50	793.75	0.05	0.16
GENERAL ELEC CAP CORP COMM PAPER -- 0.000% 04/29/2011	36959JRV7	25,000,000.00	GECC		99.99	24,998,200.00	4,450.00	1,700.00	0.08	0.09
NORDEA NORTH AMERICA INC COMM PAPER -- 0.000% 05/02/2011	6555P1S24	25,000,000.00	RBC CAP		99.98	24,995,500.00	10,125.00	1,097.25	0.09	0.20
BNP PARIBAS FINANCE INC COMM PAPER -- 0.000% 05/02/2011	0556N1S20	50,000,000.00	BNP DIR		99.98	49,991,000.00	35,236.11	6,069.50	0.09	0.20
NORDEA NORTH AMERICA INC COMM PAPER -- 0.000% 05/04/2011	6555P1S40	25,000,000.00	CITIGRP		99.98	24,995,150.00	4,622.22	191.75	0.09	0.21
BNP PARIBAS FINANCE INC COMM PAPER -- 0.000% 05/12/2011	0556N1SC8	25,000,000.00	BNP DIR		99.97	24,993,700.00	14,950.00	3,380.50	0.11	0.22
NORDEA NORTH AMERICA INC COMM PAPER -- 0.000% 06/01/2011	6555P1T15	10,000,000.00	CITIGRP		99.96	9,995,850.00	811.11	(168.10)	0.17	0.24
RABOBANK USA FIN CORP COMM PAPER -- 0.000% 06/01/2011	74977LT15	25,000,000.00	RABOBANK		99.97	24,991,775.00	6,775.00	1,941.75	0.17	0.19
JP MORGAN CHASE & CO COMM PAPER -- 0.000% 06/01/2011	4662J1T18	25,000,000.00	JPMCHASE		99.95	24,988,325.00	(5,008.33)	(5,320.75)	0.17	0.27
RABOBANK USA FIN CORP COMM PAPER -- 0.000% 06/01/2011	74977LT15	50,000,000.00	RABOBANK		99.97	49,983,550.00	36,050.00	8,966.50	0.17	0.19



Managed Account Fair Market Value & Analytics

For the Month Ending **March 31, 2011**

SAN BERNARDINO COUNTY - 76990800

Security Type/Description	CUSIP	Par	Broker	Next Call Date	Market Price	Market Value	Unreal G/L On Cost	Unreal G/L Amort Cost	Duration to Worst	YTM at Mkt
Commercial Paper										
BNP PARIBAS FINANCE INC COMM PAPER -- 0.000% 06/07/2011	0556N1T78	25,000,000.00	BNP DIR		99.95	24,988,425.00	10,147.22	4,244.50	0.19	0.25
GENERAL ELEC CAP SVCS COMM PAPER -- 0.000% 06/09/2011	36959ST94	40,000,000.00	GECC		99.96	39,985,760.00	8,760.00	3,393.20	0.19	0.18
GENERAL ELEC CAP SVCS COMM PAPER -- 0.000% 06/15/2011	36959STF0	25,000,000.00	GECS		99.96	24,989,925.00	4,300.00	1,904.25	0.21	0.19
JP MORGAN CHASE & CO COMM PAPER -- 0.000% 06/16/2011	4662J1TG5	40,000,000.00	JPMCHASE		99.94	39,975,960.00	(3,817.78)	(7,151.20)	0.21	0.28
JP MORGAN CHASE & CO COMM PAPER -- 0.000% 06/22/2011	4662J1TN0	25,000,000.00	JPMCHASE		99.93	24,983,575.00	(3,925.00)	(5,036.00)	0.23	0.29
JP MORGAN CHASE & CO COMM PAPER -- 0.000% 06/29/2011	4662J1TV2	50,000,000.00	JPMCHASE		99.93	49,963,750.00	(10,416.67)	(11,528.00)	0.25	0.29
GENERAL ELEC CAP SVCS COMM PAPER -- 0.000% 07/01/2011	36959SU19	25,000,000.00	GE CO		99.95	24,986,525.00	1,379.17	1,059.75	0.25	0.21
RABOBANK USA FIN CORP COMM PAPER -- 0.000% 08/01/2011	74977LV12	25,000,000.00	RABOBANK		99.92	24,979,925.00	24,675.00	10,425.00	0.34	0.24
Security Type Sub-Total		890,000,000.00				889,782,540.00	168,302.52	15,808.60	0.11	0.17
Certificate of Deposit										
NORDEA BANK FINLAND NY CERT DEPOS DTD 02/03/2011 0.250% 04/15/2011	65557VLM1	25,000,000.00	NORDEA		100.00	25,000,575.00	575.00	575.00	0.04	0.19
NORDEA BANK FINLAND NY CERT DEPOS DTD 02/03/2011 0.250% 04/15/2011	65557VLM1	50,000,000.00	NORDEA		100.00	50,001,150.00	1,150.00	1,150.00	0.04	0.19
BARCLAYS BANK PLC NY CERT DEPOS DTD 03/18/2011 0.180% 04/15/2011	06740MXH1	50,000,000.00	DIRECT		100.00	49,999,694.50	(305.50)	(305.50)	0.04	0.19
BARCLAYS BANK PLC NY CERT DEPOS DTD 03/18/2011 0.180% 04/15/2011	06740MXH1	50,000,000.00	DIRECT		100.00	49,999,694.50	(305.50)	(305.50)	0.04	0.19
RABOBANK NEDERLAND NV NY CERT DEPOS DTD 11/08/2010 0.290% 04/29/2011	74977MPH2	25,000,000.00	RABOBANK		100.01	25,001,625.00	1,625.00	1,625.00	0.08	0.21



Managed Account Fair Market Value & Analytics

For the Month Ending **March 31, 2011**

SAN BERNARDINO COUNTY - 76990800

Security Type/Description Dated Date/Coupon/Maturity	CUSIP	Par	Broker	Next Call Date	Market Price	Market Value	Unreal G/L On Cost	Unreal G/L Amort Cost	Duration to Worst	YTM at Mkt
Certificate of Deposit										
ROYAL BANK OF CANADA NY CERT DEPOS DTD 03/31/2011 0.140% 04/29/2011	78009J4K8	25,000,000.00	RBC CAP		99.99	24,998,609.75	(1,390.25)	(1,390.25)	0.08	0.21
NORDEA BANK FINLAND NY CERT DEPOS DTD 02/01/2011 0.270% 05/02/2011	65557VLD1	25,000,000.00	JPMCHASE		100.01	25,001,255.00	1,255.82	1,255.25	0.09	0.21
RABOBANK NEDERLAND NV NY CERT DEPOS DTD 11/05/2010 0.310% 05/09/2011	74977MPB5	25,000,000.00	RBC CAP		100.01	25,002,290.00	2,290.00	2,290.00	0.11	0.23
SVENSKA HANDELSBANKEN NY CERT DEPOS DTD 02/11/2011 0.280% 05/12/2011	86959BPP4	15,000,000.00	RBC CAP		100.01	15,000,870.00	870.31	870.15	0.11	0.23
BNP PARIBAS SF CERT DEPOS DTD 02/09/2011 0.350% 05/12/2011	05572NAB2	35,000,000.00	BNP DIR		100.01	35,004,889.50	4,889.50	4,889.50	0.11	0.23
RABOBANK NEDERLAND NV NY CERT DEPOS DTD 11/18/2010 0.310% 05/17/2011	74977JKS0	25,000,000.00	RABOBANK		100.01	25,002,325.00	2,325.00	2,325.00	0.13	0.24
TORONTO DOMINION BANK NY CERT DEPOS DTD 11/24/2010 0.320% 05/23/2011	89112YNY5	25,000,000.00	TOR DOM		100.01	25,002,620.00	2,620.00	2,620.00	0.14	0.25
SVENSKA HANDELSBANKEN NY CERT DEPOS DTD 02/23/2011 0.280% 05/23/2011	86959BQH1	50,000,000.00	JPMCHASE		100.00	50,002,310.00	1,692.36	1,949.00	0.14	0.25
TORONTO DOMINION BANK NY CERT DEPOS DTD 01/26/2011 0.250% 05/27/2011	89112YTG8	50,000,000.00	TOR DOM		100.00	49,999,578.00	(422.00)	(422.00)	0.16	0.26
RABOBANK NEDERLAND NV NY CERT DEPOS DTD 12/07/2010 0.360% 06/01/2011	74977JLA8	25,000,000.00	RABOBANK		100.02	25,004,172.50	4,172.50	4,172.50	0.17	0.26
BNP PARIBAS SF CERT DEPOS DTD 03/01/2011 0.340% 06/01/2011	05572NBD7	25,000,000.00	BNP DIR		100.01	25,003,322.50	3,322.50	3,322.50	0.17	0.26
BNP PARIBAS SF CERT DEPOS DTD 03/02/2011 0.340% 06/01/2011	05572NBE5	25,000,000.00	BNP DIR		100.01	25,003,322.50	3,322.50	3,322.50	0.17	0.26
SVENSKA HANDELSBANKEN NY CERT DEPOS DTD 03/07/2011 0.275% 06/07/2011	86959BOY4	35,000,000.00	GOLDMAN		100.00	35,000,301.00	(130.82)	(24.15)	0.19	0.27
BNP PARIBAS SF CERT DEPOS DTD 03/21/2011 0.330% 06/20/2011	05572NBS4	15,000,000.00	BNP DIR		100.01	15,001,452.00	1,452.00	1,452.00	0.22	0.29



Managed Account Fair Market Value & Analytics

For the Month Ending **March 31, 2011**

SAN BERNARDINO COUNTY - 76990800

Security Type/Description Dated Date/Coupon/Maturity	CUSIP	Par	Broker	Next Call Date	Market Price	Market Value	Unreal G/L On Cost	Unreal G/L Amort Cost	Duration to Worst	YTM at Mkt
Certificate of Deposit										
TORONTO DOMINION BANK NY CERT DEPOS DTD 03/09/2011 0.235% 07/01/2011	89112YWS8	25,000,000.00	TOR DOM		99.98	24,995,784.75	(4,215.25)	(4,215.25)	0.25	0.30
WESTPAC BANKING CORP NY CERT DEPOS DTD 04/01/2011 0.220% 07/01/2011	96121TDD7	50,000,000.00	MIZUHO		99.98	49,989,354.50	(10,645.50)	(10,645.50)	0.25	0.30
CBA AUSTRALIA CERT DEPOS DTD 03/10/2011 0.290% 09/09/2011	20271EGQ6	25,000,000.00	ICAP		99.95	24,988,421.25	(11,578.75)	(11,578.75)	0.44	0.39
ROYAL BANK OF CANADA NY CERT DEPOS DTD 03/30/2011 0.240% 09/30/2011	78009J4G7	25,000,000.00	RBC CAP		99.91	24,977,049.25	(22,950.75)	(22,950.75)	0.50	0.42
Security Type Sub-Total		725,000,000.00				724,980,666.50	(20,381.83)	(20,019.25)	0.15	0.25
Managed Account Sub-Total		4,546,074,000.00				4,560,785,659.94	(9,457,876.17)	1,678,638.87	0.99	0.54
Securities Sub-Total		\$4,546,074,000.00				\$4,560,785,659.94	(\$9,457,876.17)	\$1,678,638.87	0.99	0.54%
Accrued Interest						\$10,760,651.83				
Total Investments						\$4,571,546,311.77				

Bolded items are forward settling trades.



Managed Account Security Transactions & Interest

For the Month Ending **March 31, 2011**

SAN BERNARDINO COUNTY - 76990800

Transaction Type		Security Description	CUSIP	Par	Principal Proceeds	Accrued Interest	Total	Realized G/L Cost	Realized G/L Amort Cost	Sale Method
Trade	Settle									
BUY										
03/01/11	03/01/11	JP MORGAN CHASE & CO COMM PAPER -- 0.000% 03/02/2011	46621Q29	10,000,000.00	(9,999,966.67)	0.00	(9,999,966.67)			
03/01/11	03/01/11	BNP PARIBAS SF CERT DEPOS DTD 03/01/2011 0.340% 06/01/2011	05572NBD7	25,000,000.00	(25,000,000.00)	0.00	(25,000,000.00)			
03/01/11	03/01/11	BNP PARIBAS FINANCE INC COMM PAPER -- 0.000% 03/02/2011	0556N1Q22	25,000,000.00	(24,999,888.89)	0.00	(24,999,888.89)			
03/01/11	03/01/11	BARCLAYS US FUNDING LLC COMM PAPER -- 0.000% 03/02/2011	06737JO24	50,000,000.00	(49,999,791.67)	0.00	(49,999,791.67)			
03/01/11	03/01/11	CREDIT AGRICOLE NA COMM PAPER -- 0.000% 03/02/2011	22532CO23	50,000,000.00	(49,999,763.89)	0.00	(49,999,763.89)			
03/01/11	03/01/11	CREDIT AGRICOLE NA COMM PAPER -- 0.000% 03/02/2011	22532CO23	50,000,000.00	(49,999,763.89)	0.00	(49,999,763.89)			
03/01/11	03/01/11	SOCIETE GENERALE NA COMM PAPER -- 0.000% 03/02/2011	83365SO22	50,000,000.00	(49,999,777.78)	0.00	(49,999,777.78)			
03/01/11	03/01/11	SOCIETE GENERALE NA COMM PAPER -- 0.000% 03/02/2011	83365SO22	50,000,000.00	(49,999,777.78)	0.00	(49,999,777.78)			
03/02/11	03/02/11	SOCIETE GENERALE NA COMM PAPER -- 0.000% 03/03/2011	83365SO30	50,000,000.00	(49,999,791.67)	0.00	(49,999,791.67)			
03/02/11	03/02/11	SOCIETE GENERALE NA COMM PAPER -- 0.000% 03/03/2011	83365SQ30	50,000,000.00	(49,999,791.67)	0.00	(49,999,791.67)			
03/02/11	03/02/11	CREDIT AGRICOLE NA COMM PAPER -- 0.000% 03/03/2011	22532CQ31	50,000,000.00	(49,999,763.89)	0.00	(49,999,763.89)			
03/02/11	03/02/11	CREDIT AGRICOLE NA COMM PAPER -- 0.000% 03/03/2011	22532CQ31	50,000,000.00	(49,999,763.89)	0.00	(49,999,763.89)			
03/02/11	03/02/11	BNP PARIBAS SF CERT DEPOS DTD 03/02/2011 0.340% 06/01/2011	05572NBE5	25,000,000.00	(25,000,000.00)	0.00	(25,000,000.00)			



Managed Account Security Transactions & Interest

For the Month Ending **March 31, 2011**

SAN BERNARDINO COUNTY - 76990800

Transaction Type		Security Description	CUSIP	Par	Principal Proceeds	Accrued Interest	Total	Realized G/L Cost	Realized G/L Amort Cost	Sale Method
Trade	Settle									
BUY										
03/02/11	03/02/11	BNP PARIBAS FINANCE INC COMM PAPER -- 0.000% 03/03/2011	0556N1Q30	11,000,000.00	(10,999,954.17)	0.00	(10,999,954.17)			
03/02/11	03/02/11	BARCLAYS US FUNDING LLC COMM PAPER -- 0.000% 03/03/2011	06737JQ32	50,000,000.00	(49,999,791.67)	0.00	(49,999,791.67)			
03/02/11	03/02/11	BARCLAYS US FUNDING LLC COMM PAPER -- 0.000% 03/03/2011	06737JQ32	50,000,000.00	(49,999,791.67)	0.00	(49,999,791.67)			
03/03/11	03/03/11	BARCLAYS US FUNDING LLC COMM PAPER -- 0.000% 03/04/2011	06737JQ40	50,000,000.00	(49,999,819.44)	0.00	(49,999,819.44)			
03/03/11	03/03/11	BARCLAYS US FUNDING LLC COMM PAPER -- 0.000% 03/04/2011	06737JQ40	50,000,000.00	(49,999,819.44)	0.00	(49,999,819.44)			
03/03/11	03/03/11	GENERAL ELECTRIC CO COMM PAPER -- 0.000% 03/04/2011	36960MQ48	10,000,000.00	(9,999,972.22)	0.00	(9,999,972.22)			
03/03/11	03/03/11	NORDEA NORTH AMERICA INC COMM PAPER -- 0.000% 05/04/2011	6555P1S40	25,000,000.00	(24,990,527.78)	0.00	(24,990,527.78)			
03/03/11	03/03/11	CREDIT AGRICOLE NA COMM PAPER -- 0.000% 03/04/2011	22532CO49	50,000,000.00	(49,999,763.89)	0.00	(49,999,763.89)			
03/03/11	03/03/11	CREDIT AGRICOLE NA COMM PAPER -- 0.000% 03/04/2011	22532CO49	50,000,000.00	(49,999,763.89)	0.00	(49,999,763.89)			
03/03/11	03/03/11	RABOBANK USA FIN CORP COMM PAPER -- 0.000% 06/01/2011	74977LT15	25,000,000.00	(24,985,000.00)	0.00	(24,985,000.00)			
03/03/11	03/03/11	SOCIETE GENERALE NA COMM PAPER -- 0.000% 03/04/2011	83365SQ48	50,000,000.00	(49,999,791.67)	0.00	(49,999,791.67)			



Managed Account Security Transactions & Interest

For the Month Ending **March 31, 2011**

SAN BERNARDINO COUNTY - 76990800

Transaction Type	Trade	Settle	Security Description	CUSIP	Par	Principal Proceeds	Accrued Interest	Total	Realized G/L Cost	Realized G/L Amort Cost	Sale Method
BUY											
	03/03/11	03/03/11	SOCIETE GENERALE NA COMM PAPER -- 0.000% 03/04/2011	83365SQ48	50,000,000.00	(49,999,791.67)	0.00	(49,999,791.67)			
	03/04/11	03/04/11	SOCIETE GENERALE NA COMM PAPER -- 0.000% 03/07/2011	83365SQ71	50,000,000.00	(49,999,416.67)	0.00	(49,999,416.67)			
	03/04/11	03/04/11	SOCIETE GENERALE NA COMM PAPER -- 0.000% 03/07/2011	83365SQ71	50,000,000.00	(49,999,416.67)	0.00	(49,999,416.67)			
	03/04/11	03/04/11	BARCLAYS US FUNDING LLC COMM PAPER -- 0.000% 03/07/2011	06737JQ73	50,000,000.00	(49,999,500.00)	0.00	(49,999,500.00)			
	03/04/11	03/04/11	BARCLAYS US FUNDING LLC COMM PAPER -- 0.000% 03/07/2011	06737JO73	50,000,000.00	(49,999,500.00)	0.00	(49,999,500.00)			
	03/04/11	03/04/11	CREDIT AGRICOLE NA COMM PAPER -- 0.000% 03/07/2011	22532CO72	50,000,000.00	(49,999,291.67)	0.00	(49,999,291.67)			
	03/04/11	03/04/11	CREDIT AGRICOLE NA COMM PAPER -- 0.000% 03/07/2011	22532CO72	50,000,000.00	(49,999,291.67)	0.00	(49,999,291.67)			
	03/04/11	03/04/11	BNP PARIBAS FINANCE INC COMM PAPER -- 0.000% 03/07/2011	0556N1O71	10,000,000.00	(9,999,875.00)	0.00	(9,999,875.00)			
	03/07/11	03/07/11	CREDIT AGRICOLE NA COMM PAPER -- 0.000% 03/08/2011	22532CQ80	50,000,000.00	(49,999,763.89)	0.00	(49,999,763.89)			
	03/07/11	03/07/11	CREDIT AGRICOLE NA COMM PAPER -- 0.000% 03/08/2011	22532CQ80	50,000,000.00	(49,999,763.89)	0.00	(49,999,763.89)			
	03/07/11	03/07/11	GENERAL ELEC CAP CORP COMM PAPER -- 0.000% 04/01/2011	36959JR13	50,000,000.00	(49,994,097.22)	0.00	(49,994,097.22)			
	03/07/11	03/07/11	GENERAL ELEC CAP CORP COMM PAPER -- 0.000% 04/01/2011	36959JR13	10,000,000.00	(9,998,819.44)	0.00	(9,998,819.44)			
	03/07/11	03/07/11	BNP PARIBAS FINANCE INC COMM PAPER -- 0.000% 06/07/2011	0556N1T78	25,000,000.00	(24,978,277.78)	0.00	(24,978,277.78)			



Managed Account Security Transactions & Interest

For the Month Ending **March 31, 2011**

SAN BERNARDINO COUNTY - 76990800

Transaction Type	Trade	Settle	Security Description	CUSIP	Par	Principal Proceeds	Accrued Interest	Total	Realized G/L Cost	Realized G/L Amort Cost	Sale Method
BUY											
	03/07/11	03/07/11	SOCIETE GENERALE NA COMM PAPER -- 0.000% 03/08/2011	83365SQ89	50,000,000.00	(49,999,805.56)	0.00	(49,999,805.56)			
	03/07/11	03/07/11	SOCIETE GENERALE NA COMM PAPER -- 0.000% 03/08/2011	83365SQ89	50,000,000.00	(49,999,805.56)	0.00	(49,999,805.56)			
	03/08/11	03/08/11	CREDIT AGRICOLE NA COMM PAPER -- 0.000% 03/09/2011	22532CQ98	50,000,000.00	(49,999,777.78)	0.00	(49,999,777.78)			
	03/08/11	03/08/11	CREDIT AGRICOLE NA COMM PAPER -- 0.000% 03/09/2011	22532CQ98	50,000,000.00	(49,999,777.78)	0.00	(49,999,777.78)			
	03/08/11	03/08/11	SOCIETE GENERALE NA COMM PAPER -- 0.000% 03/09/2011	83365SQ97	50,000,000.00	(49,999,805.56)	0.00	(49,999,805.56)			
	03/08/11	03/08/11	SOCIETE GENERALE NA COMM PAPER -- 0.000% 03/09/2011	83365SQ97	50,000,000.00	(49,999,805.56)	0.00	(49,999,805.56)			
	03/09/11	03/09/11	TORONTO DOMINION BANK NY CERT DEPOS DTD 03/09/2011 0.235% 07/01/2011	89112YWS8	25,000,000.00	(25,000,000.00)	0.00	(25,000,000.00)			
	03/09/11	03/09/11	CREDIT AGRICOLE NA COMM PAPER -- 0.000% 03/10/2011	22532COA5	50,000,000.00	(49,999,777.78)	0.00	(49,999,777.78)			
	03/09/11	03/09/11	CREDIT AGRICOLE NA COMM PAPER -- 0.000% 03/10/2011	22532COA5	50,000,000.00	(49,999,777.78)	0.00	(49,999,777.78)			
	03/09/11	03/09/11	BARCLAYS US FUNDING LLC COMM PAPER -- 0.000% 03/10/2011	06737JOA6	15,000,000.00	(14,999,945.83)	0.00	(14,999,945.83)			
	03/09/11	03/09/11	SOCIETE GENERALE NA COMM PAPER -- 0.000% 03/10/2011	83365SQA4	50,000,000.00	(49,999,805.56)	0.00	(49,999,805.56)			
	03/09/11	03/09/11	SOCIETE GENERALE NA COMM PAPER -- 0.000% 03/10/2011	83365SQA4	50,000,000.00	(49,999,805.56)	0.00	(49,999,805.56)			
	03/09/11	03/09/11	BARCLAYS US FUNDING LLC COMM PAPER -- 0.000% 03/10/2011	06737JOA6	35,000,000.00	(34,999,873.61)	0.00	(34,999,873.61)			



Managed Account Security Transactions & Interest

For the Month Ending **March 31, 2011**

SAN BERNARDINO COUNTY - 76990800

Transaction Type		Security Description	CUSIP	Par	Principal Proceeds	Accrued Interest	Total	Realized G/L Cost	Realized G/L Amort Cost	Sale Method
Trade	Settle									
BUY										
03/09/11	03/09/11	BARCLAYS US FUNDING LLC COMM PAPER -- 0.000% 03/10/2011	06737JQA6	50,000,000.00	(49,999,819.44)	0.00	(49,999,819.44)			
03/09/11	03/10/11	CBA AUSTRALIA CERT DEPOS DTD 03/10/2011 0.290% 09/09/2011	20271EGQ6	25,000,000.00	(25,000,000.00)	0.00	(25,000,000.00)			
03/10/11	03/10/11	SVENSKA HANDELSBANKEN NY CERT DEPOS DTD 03/07/2011 0.275% 06/07/2011	86959BQY4	35,000,000.00	(35,000,431.82)	(802.08)	(35,001,233.90)			
03/10/11	03/10/11	SOCIETE GENERALE NA COMM PAPER -- 0.000% 03/11/2011	83365SOB2	50,000,000.00	(49,999,805.56)	0.00	(49,999,805.56)			
03/10/11	03/10/11	SOCIETE GENERALE NA COMM PAPER -- 0.000% 03/11/2011	83365SOB2	50,000,000.00	(49,999,805.56)	0.00	(49,999,805.56)			
03/10/11	03/10/11	CREDIT AGRICOLE NA COMM PAPER -- 0.000% 03/11/2011	22532COB3	50,000,000.00	(49,999,791.67)	0.00	(49,999,791.67)			
03/10/11	03/10/11	CREDIT AGRICOLE NA COMM PAPER -- 0.000% 03/11/2011	22532COB3	50,000,000.00	(49,999,791.67)	0.00	(49,999,791.67)			
03/10/11	03/10/11	GENERAL ELEC CAP CORP COMM PAPER -- 0.000% 04/29/2011	36959JRV7	25,000,000.00	(24,993,750.00)	0.00	(24,993,750.00)			
03/11/11	03/11/11	BARCLAYS US FUNDING LLC COMM PAPER -- 0.000% 03/14/2011	06737JOE8	35,000,000.00	(34,999,620.83)	0.00	(34,999,620.83)			
03/11/11	03/11/11	CREDIT AGRICOLE NA COMM PAPER -- 0.000% 03/14/2011	22532CQE7	50,000,000.00	(49,999,375.00)	0.00	(49,999,375.00)			
03/11/11	03/11/11	CREDIT AGRICOLE NA COMM PAPER -- 0.000% 03/14/2011	22532CQE7	50,000,000.00	(49,999,375.00)	0.00	(49,999,375.00)			
03/11/11	03/11/11	SOCIETE GENERALE NA COMM PAPER -- 0.000% 03/14/2011	83365SQE6	50,000,000.00	(49,999,375.00)	0.00	(49,999,375.00)			
03/11/11	03/11/11	SOCIETE GENERALE NA COMM PAPER -- 0.000% 03/14/2011	83365SOE6	50,000,000.00	(49,999,375.00)	0.00	(49,999,375.00)			



Managed Account Security Transactions & Interest

For the Month Ending **March 31, 2011**

SAN BERNARDINO COUNTY - 76990800

Transaction Type		Security Description	CUSIP	Par	Principal Proceeds	Accrued Interest	Total	Realized G/L Cost	Realized G/L Amort Cost	Sale Method
Trade	Settle									
BUY										
03/11/11	03/11/11	GENERAL ELEC CAP SVCS COMM PAPER -- 0.000% 06/09/2011	36959ST94	40,000,000.00	(39,977,000.00)	0.00	(39,977,000.00)			
03/14/11	03/14/11	SOCIETE GENERALE NA COMM PAPER -- 0.000% 03/15/2011	83365SQF3	35,000,000.00	(34,999,873.61)	0.00	(34,999,873.61)			
03/14/11	03/14/11	CREDIT AGRICOLE NA COMM PAPER -- 0.000% 03/15/2011	22532CQF4	50,000,000.00	(49,999,777.78)	0.00	(49,999,777.78)			
03/14/11	03/14/11	CREDIT AGRICOLE NA COMM PAPER -- 0.000% 03/15/2011	22532CQF4	50,000,000.00	(49,999,777.78)	0.00	(49,999,777.78)			
03/14/11	03/14/11	BARCLAYS US FUNDING LLC COMM PAPER -- 0.000% 03/15/2011	06737JQF5	50,000,000.00	(49,999,805.56)	0.00	(49,999,805.56)			
03/14/11	03/14/11	BARCLAYS US FUNDING LLC COMM PAPER -- 0.000% 03/15/2011	06737JOF5	50,000,000.00	(49,999,805.56)	0.00	(49,999,805.56)			
03/15/11	03/15/11	CREDIT AGRICOLE NA COMM PAPER -- 0.000% 03/16/2011	22532COG2	50,000,000.00	(49,999,777.78)	0.00	(49,999,777.78)			
03/15/11	03/15/11	CREDIT AGRICOLE NA COMM PAPER -- 0.000% 03/16/2011	22532COG2	50,000,000.00	(49,999,777.78)	0.00	(49,999,777.78)			
03/15/11	03/15/11	BARCLAYS US FUNDING LLC COMM PAPER -- 0.000% 03/16/2011	06737JOG3	50,000,000.00	(49,999,805.56)	0.00	(49,999,805.56)			
03/15/11	03/15/11	BARCLAYS US FUNDING LLC COMM PAPER -- 0.000% 03/16/2011	06737JQG3	50,000,000.00	(49,999,805.56)	0.00	(49,999,805.56)			
03/15/11	03/15/11	JP MORGAN CHASE & CO COMM PAPER -- 0.000% 03/16/2011	46621OG8	15,000,000.00	(14,999,958.33)	0.00	(14,999,958.33)			
03/15/11	03/15/11	SOCIETE GENERALE NA COMM PAPER -- 0.000% 03/16/2011	83365SOG1	50,000,000.00	(49,999,805.56)	0.00	(49,999,805.56)			
03/15/11	03/15/11	SOCIETE GENERALE NA COMM PAPER -- 0.000% 03/16/2011	83365SOG1	50,000,000.00	(49,999,805.56)	0.00	(49,999,805.56)			



Managed Account Security Transactions & Interest

For the Month Ending **March 31, 2011**

SAN BERNARDINO COUNTY - 76990800

Transaction Type		Security Description	CUSIP	Par	Principal Proceeds	Accrued Interest	Total	Realized G/L Cost	Realized G/L Amort Cost	Sale Method
Trade	Settle									
BUY										
03/16/11	03/16/11	BARCLAYS US FUNDING LLC COMM PAPER -- 0.000% 03/17/2011	06737JQH1	50,000,000.00	(49,999,805.56)	0.00	(49,999,805.56)			
03/16/11	03/16/11	BARCLAYS US FUNDING LLC COMM PAPER -- 0.000% 03/17/2011	06737JQH1	50,000,000.00	(49,999,805.56)	0.00	(49,999,805.56)			
03/16/11	03/16/11	CREDIT AGRICOLE NA COMM PAPER -- 0.000% 03/17/2011	22532COH0	50,000,000.00	(49,999,777.78)	0.00	(49,999,777.78)			
03/16/11	03/16/11	CREDIT AGRICOLE NA COMM PAPER -- 0.000% 03/17/2011	22532COH0	50,000,000.00	(49,999,777.78)	0.00	(49,999,777.78)			
03/16/11	03/16/11	SOCIETE GENERALE NA COMM PAPER -- 0.000% 03/17/2011	83365SOH9	50,000,000.00	(49,999,805.56)	0.00	(49,999,805.56)			
03/16/11	03/16/11	SOCIETE GENERALE NA COMM PAPER -- 0.000% 03/17/2011	83365SOH9	50,000,000.00	(49,999,805.56)	0.00	(49,999,805.56)			
03/16/11	03/16/11	JP MORGAN CHASE & CO COMM PAPER -- 0.000% 03/17/2011	46621IOH6	15,000,000.00	(14,999,958.33)	0.00	(14,999,958.33)			
03/17/11	03/17/11	JP MORGAN CHASE & CO COMM PAPER -- 0.000% 06/16/2011	46621TG5	40,000,000.00	(39,979,777.78)	0.00	(39,979,777.78)			
03/17/11	03/17/11	JP MORGAN CHASE & CO COMM PAPER -- 0.000% 03/18/2011	46621IOJ2	50,000,000.00	(49,999,861.11)	0.00	(49,999,861.11)			
03/17/11	03/17/11	BARCLAYS US FUNDING LLC COMM PAPER -- 0.000% 03/18/2011	06737JQJ7	50,000,000.00	(49,999,805.56)	0.00	(49,999,805.56)			
03/17/11	03/17/11	BARCLAYS US FUNDING LLC COMM PAPER -- 0.000% 03/18/2011	06737JQJ7	50,000,000.00	(49,999,805.56)	0.00	(49,999,805.56)			
03/17/11	03/17/11	CREDIT AGRICOLE NA COMM PAPER -- 0.000% 03/18/2011	22532COJ6	50,000,000.00	(49,999,777.78)	0.00	(49,999,777.78)			
03/17/11	03/17/11	CREDIT AGRICOLE NA COMM PAPER -- 0.000% 03/18/2011	22532COJ6	50,000,000.00	(49,999,777.78)	0.00	(49,999,777.78)			



Managed Account Security Transactions & Interest

For the Month Ending **March 31, 2011**

SAN BERNARDINO COUNTY - 76990800

Transaction Type	Trade	Settle	Security Description	CUSIP	Par	Principal Proceeds	Accrued Interest	Total	Realized G/L Cost	Realized G/L Amort Cost	Sale Method
BUY											
	03/17/11	03/17/11	NORDEA NORTH AMERICA INC COMM PAPER -- 0.000% 06/01/2011	6555P1T15	10,000,000.00	(9,995,038.89)	0.00	(9,995,038.89)			
	03/17/11	03/17/11	SOCIETE GENERALE NA COMM PAPER -- 0.000% 03/18/2011	83365SQJ5	50,000,000.00	(49,999,805.56)	0.00	(49,999,805.56)			
	03/17/11	03/17/11	SOCIETE GENERALE NA COMM PAPER -- 0.000% 03/18/2011	83365SQJ5	50,000,000.00	(49,999,805.56)	0.00	(49,999,805.56)			
	03/17/11	03/17/11	GENERAL ELEC CAP SVCS COMM PAPER -- 0.000% 06/15/2011	36959STF0	25,000,000.00	(24,985,625.00)	0.00	(24,985,625.00)			
	03/18/11	03/18/11	SOCIETE GENERALE NA COMM PAPER -- 0.000% 03/21/2011	83365SOM8	50,000,000.00	(49,999,416.67)	0.00	(49,999,416.67)			
	03/18/11	03/18/11	BARCLAYS BANK PLC NY CERT DEPOS DTD 03/18/2011 0.180% 04/15/2011	06740MXH1	50,000,000.00	(50,000,000.00)	0.00	(50,000,000.00)			
	03/18/11	03/18/11	BARCLAYS BANK PLC NY CERT DEPOS DTD 03/18/2011 0.180% 04/15/2011	06740MXH1	50,000,000.00	(50,000,000.00)	0.00	(50,000,000.00)			
	03/18/11	03/18/11	SOCIETE GENERALE NA COMM PAPER -- 0.000% 03/21/2011	83365SOM8	50,000,000.00	(49,999,416.67)	0.00	(49,999,416.67)			
	03/18/11	03/18/11	CREDIT AGRICOLE NA COMM PAPER -- 0.000% 03/21/2011	22532COM9	50,000,000.00	(49,999,333.33)	0.00	(49,999,333.33)			
	03/18/11	03/18/11	CREDIT AGRICOLE NA COMM PAPER -- 0.000% 03/21/2011	22532COM9	50,000,000.00	(49,999,333.33)	0.00	(49,999,333.33)			
	03/18/11	03/18/11	BARCLAYS US FUNDING LLC COMM PAPER -- 0.000% 04/04/2011	06737JR49	50,000,000.00	(49,996,458.33)	0.00	(49,996,458.33)			
	03/18/11	03/18/11	JP MORGAN CHASE & CO COMM PAPER -- 0.000% 03/21/2011	46621QM5	10,000,000.00	(9,999,916.67)	0.00	(9,999,916.67)			
	03/18/11	03/18/11	JP MORGAN CHASE & CO COMM PAPER -- 0.000% 03/21/2011	46621QM5	50,000,000.00	(49,999,583.33)	0.00	(49,999,583.33)			



Managed Account Security Transactions & Interest

For the Month Ending **March 31, 2011**

SAN BERNARDINO COUNTY - 76990800

Transaction Type	Trade	Settle	Security Description	CUSIP	Par	Principal Proceeds	Accrued Interest	Total	Realized G/L Cost	Realized G/L Amort Cost	Sale Method
BUY											
	03/18/11	03/18/11	BARCLAYS US FUNDING LLC COMM PAPER -- 0.000% 04/01/2011	06737JR15	50,000,000.00	(49,997,083.33)	0.00	(49,997,083.33)			
	03/21/11	03/21/11	BNP PARIBAS SF CERT DEPOS DTD 03/21/2011 0.330% 06/20/2011	05572NBS4	15,000,000.00	(15,000,000.00)	0.00	(15,000,000.00)			
	03/21/11	03/21/11	CREDIT AGRICOLE NA COMM PAPER -- 0.000% 03/22/2011	22532CQN7	50,000,000.00	(49,999,777.78)	0.00	(49,999,777.78)			
	03/21/11	03/21/11	CREDIT AGRICOLE NA COMM PAPER -- 0.000% 03/22/2011	22532CON7	50,000,000.00	(49,999,777.78)	0.00	(49,999,777.78)			
	03/21/11	03/21/11	CHEVRON CORP COMM PAPER -- 0.000% 03/28/2011	1667T1OU8	50,000,000.00	(49,998,638.89)	0.00	(49,998,638.89)			
	03/21/11	03/21/11	SOCIETE GENERALE NA COMM PAPER -- 0.000% 03/22/2011	83365SON6	50,000,000.00	(49,999,791.67)	0.00	(49,999,791.67)			
	03/21/11	03/21/11	SOCIETE GENERALE NA COMM PAPER -- 0.000% 03/22/2011	83365SON6	50,000,000.00	(49,999,791.67)	0.00	(49,999,791.67)			
	03/21/11	03/21/11	JP MORGAN CHASE & CO COMM PAPER -- 0.000% 03/22/2011	4662J1ON3	10,000,000.00	(9,999,972.22)	0.00	(9,999,972.22)			
	03/22/11	03/22/11	SOCIETE GENERALE NA COMM PAPER -- 0.000% 03/23/2011	83365SOP1	50,000,000.00	(49,999,791.67)	0.00	(49,999,791.67)			
	03/22/11	03/22/11	SOCIETE GENERALE NA COMM PAPER -- 0.000% 03/23/2011	83365SOP1	50,000,000.00	(49,999,791.67)	0.00	(49,999,791.67)			
	03/22/11	03/22/11	CREDIT AGRICOLE NA COMM PAPER -- 0.000% 03/23/2011	22532COP2	50,000,000.00	(49,999,777.78)	0.00	(49,999,777.78)			
	03/22/11	03/22/11	CHEVRON CORP COMM PAPER -- 0.000% 03/29/2011	1667T1OV6	50,000,000.00	(49,998,736.11)	0.00	(49,998,736.11)			
	03/22/11	03/22/11	CREDIT AGRICOLE NA COMM PAPER -- 0.000% 03/23/2011	22532CQP2	50,000,000.00	(49,999,777.78)	0.00	(49,999,777.78)			
	03/22/11	03/22/11	JP MORGAN CHASE & CO COMM PAPER -- 0.000% 03/23/2011	4662J1QP8	30,000,000.00	(29,999,916.67)	0.00	(29,999,916.67)			



Managed Account Security Transactions & Interest

For the Month Ending **March 31, 2011**

SAN BERNARDINO COUNTY - 76990800

Transaction Type		Security Description	CUSIP	Par	Principal Proceeds	Accrued Interest	Total	Realized G/L Cost	Realized G/L Amort Cost	Sale Method
Trade	Settle									
BUY										
03/22/11	03/23/11	FNMA NOTES DTD 11/01/2010 0.750% 12/18/2013	31398A5W8	5,545,000.00	(5,479,846.25)	(10,974.48)	(5,490,820.73)			
03/23/11	03/23/11	JP MORGAN CHASE & CO COMM PAPER -- 0.000% 03/24/2011	46621QQ6	25,000,000.00	(24,999,930.56)	0.00	(24,999,930.56)			
03/23/11	03/23/11	CREDIT AGRICOLE NA COMM PAPER -- 0.000% 03/24/2011	22532CQ00	50,000,000.00	(49,999,791.67)	0.00	(49,999,791.67)			
03/23/11	03/23/11	CREDIT AGRICOLE NA COMM PAPER -- 0.000% 03/24/2011	22532CQ00	50,000,000.00	(49,999,791.67)	0.00	(49,999,791.67)			
03/23/11	03/23/11	SOCIETE GENERALE NA COMM PAPER -- 0.000% 03/24/2011	83365SQ09	50,000,000.00	(49,999,805.56)	0.00	(49,999,805.56)			
03/23/11	03/23/11	SOCIETE GENERALE NA COMM PAPER -- 0.000% 03/24/2011	83365SQ09	50,000,000.00	(49,999,805.56)	0.00	(49,999,805.56)			
03/24/11	03/24/11	SOCIETE GENERALE NA COMM PAPER -- 0.000% 03/25/2011	83365SOR7	50,000,000.00	(49,999,805.56)	0.00	(49,999,805.56)			
03/24/11	03/24/11	SOCIETE GENERALE NA COMM PAPER -- 0.000% 03/25/2011	83365SOR7	50,000,000.00	(49,999,805.56)	0.00	(49,999,805.56)			
03/24/11	03/24/11	CREDIT AGRICOLE NA COMM PAPER -- 0.000% 03/25/2011	22532COR8	50,000,000.00	(49,999,791.67)	0.00	(49,999,791.67)			
03/24/11	03/24/11	CREDIT AGRICOLE NA COMM PAPER -- 0.000% 03/25/2011	22532COR8	50,000,000.00	(49,999,791.67)	0.00	(49,999,791.67)			
03/24/11	03/24/11	JP MORGAN CHASE & CO COMM PAPER -- 0.000% 06/22/2011	46621TN0	25,000,000.00	(24,987,500.00)	0.00	(24,987,500.00)			
03/24/11	03/25/11	FHLMC NOTES (FLOATING) DTD 01/10/2011 0.320% 01/10/2013	3134G1U69	25,000,000.00	(25,010,200.00)	(17,777.78)	(25,027,977.78)			
03/25/11	03/25/11	CREDIT AGRICOLE NA COMM PAPER -- 0.000% 03/28/2011	22532COU1	50,000,000.00	(49,999,375.00)	0.00	(49,999,375.00)			
03/25/11	03/25/11	CREDIT AGRICOLE NA COMM PAPER -- 0.000% 03/28/2011	22532COU1	50,000,000.00	(49,999,375.00)	0.00	(49,999,375.00)			



Managed Account Security Transactions & Interest

For the Month Ending **March 31, 2011**

SAN BERNARDINO COUNTY - 76990800

Transaction Type		Security Description	CUSIP	Par	Principal Proceeds	Accrued Interest	Total	Realized G/L Cost	Realized G/L Amort Cost	Sale Method
Trade	Settle									
BUY										
03/25/11	03/25/11	CREDIT AGRICOLE NA COMM PAPER -- 0.000% 03/28/2011	22532CQU1	30,000,000.00	(29,999,625.00)	0.00	(29,999,625.00)			
03/25/11	03/25/11	SOCIETE GENERALE NA COMM PAPER -- 0.000% 03/28/2011	83365SQU0	50,000,000.00	(49,999,375.00)	0.00	(49,999,375.00)			
03/25/11	03/25/11	SOCIETE GENERALE NA COMM PAPER -- 0.000% 03/28/2011	83365SQU0	20,000,000.00	(19,999,766.67)	0.00	(19,999,766.67)			
03/25/11	03/25/11	SOCIETE GENERALE NA COMM PAPER -- 0.000% 03/28/2011	83365SQU0	50,000,000.00	(49,999,375.00)	0.00	(49,999,375.00)			
03/28/11	03/28/11	JP MORGAN CHASE & CO COMM PAPER -- 0.000% 06/29/2011	46621TV2	50,000,000.00	(49,974,166.67)	0.00	(49,974,166.67)			
03/28/11	03/28/11	GOLDMAN FS GOVERNMENT MM FUND	38141W273	50,000,000.00	(50,000,000.00)	0.00	(50,000,000.00)			
03/28/11	03/28/11	CREDIT AGRICOLE NA COMM PAPER -- 0.000% 03/29/2011	22532CQV9	50,000,000.00	(49,999,791.67)	0.00	(49,999,791.67)			
03/28/11	03/28/11	CREDIT AGRICOLE NA COMM PAPER -- 0.000% 03/29/2011	22532CQV9	50,000,000.00	(49,999,791.67)	0.00	(49,999,791.67)			
03/28/11	03/28/11	CREDIT AGRICOLE NA COMM PAPER -- 0.000% 03/29/2011	22532CQV9	50,000,000.00	(49,999,791.67)	0.00	(49,999,791.67)			
03/28/11	03/28/11	SOCIETE GENERALE NA COMM PAPER -- 0.000% 03/29/2011	83365SOV8	50,000,000.00	(49,999,805.56)	0.00	(49,999,805.56)			
03/28/11	03/28/11	SOCIETE GENERALE NA COMM PAPER -- 0.000% 03/29/2011	83365SOV8	20,000,000.00	(19,999,922.22)	0.00	(19,999,922.22)			
03/28/11	03/29/11	US TREASURY NOTES DTD 06/15/2010 1.125% 06/15/2013	912828NH9	25,000,000.00	(25,117,187.50)	(80,357.14)	(25,197,544.64)			
03/29/11	03/29/11	SOCIETE GENERALE NA COMM PAPER -- 0.000% 03/30/2011	83365SOW6	25,000,000.00	(24,999,909.72)	0.00	(24,999,909.72)			
03/29/11	03/29/11	JP MORGAN CHASE & CO COMM PAPER -- 0.000% 06/01/2011	46621T18	25,000,000.00	(24,993,333.33)	0.00	(24,993,333.33)			
03/29/11	03/29/11	GOLDMAN FS GOVERNMENT MM FUND	38141W273	55,000,000.00	(55,000,000.00)	0.00	(55,000,000.00)			



Managed Account Security Transactions & Interest

For the Month Ending **March 31, 2011**

SAN BERNARDINO COUNTY - 76990800

Transaction Type		Security Description	CUSIP	Par	Principal Proceeds	Accrued Interest	Total	Realized G/L Cost	Realized G/L Amort Cost	Sale Method
Trade	Settle									
BUY										
03/29/11	03/29/11	CREDIT AGRICOLE NA COMM PAPER -- 0.000% 03/30/2011	22532CQW7	50,000,000.00	(49,999,805.56)	0.00	(49,999,805.56)			
03/29/11	03/29/11	CREDIT AGRICOLE NA COMM PAPER -- 0.000% 03/30/2011	22532CQW7	50,000,000.00	(49,999,805.56)	0.00	(49,999,805.56)			
03/29/11	03/29/11	CREDIT AGRICOLE NA COMM PAPER -- 0.000% 03/30/2011	22532CQW7	50,000,000.00	(49,999,805.56)	0.00	(49,999,805.56)			
03/29/11	03/29/11	SOCIETE GENERALE NA COMM PAPER -- 0.000% 03/30/2011	83365SQW6	50,000,000.00	(49,999,819.44)	0.00	(49,999,819.44)			
03/29/11	03/29/11	SOCIETE GENERALE NA COMM PAPER -- 0.000% 03/30/2011	83365SQW6	50,000,000.00	(49,999,819.44)	0.00	(49,999,819.44)			
03/29/11	03/30/11	US TREASURY NOTES DTD 06/15/2010 1.125% 06/15/2013	912828NH9	25,000,000.00	(25,109,375.00)	(81,129.81)	(25,190,504.81)			
03/30/11	03/30/11	SOCIETE GENERALE NA COMM PAPER -- 0.000% 03/31/2011	83365SOX4	50,000,000.00	(49,999,819.44)	0.00	(49,999,819.44)			
03/30/11	03/30/11	SOCIETE GENERALE NA COMM PAPER -- 0.000% 03/31/2011	83365SOX4	50,000,000.00	(49,999,819.44)	0.00	(49,999,819.44)			
03/30/11	03/30/11	SOCIETE GENERALE NA COMM PAPER -- 0.000% 03/31/2011	83365SOX4	35,000,000.00	(34,999,873.61)	0.00	(34,999,873.61)			
03/30/11	03/30/11	CREDIT AGRICOLE NA COMM PAPER -- 0.000% 03/31/2011	22532COX5	50,000,000.00	(49,999,805.56)	0.00	(49,999,805.56)			
03/30/11	03/30/11	CREDIT AGRICOLE NA COMM PAPER -- 0.000% 03/31/2011	22532COX5	50,000,000.00	(49,999,805.56)	0.00	(49,999,805.56)			
03/30/11	03/30/11	CREDIT AGRICOLE NA COMM PAPER -- 0.000% 03/31/2011	22532COX5	50,000,000.00	(49,999,805.56)	0.00	(49,999,805.56)			
03/30/11	03/30/11	ROYAL BANK OF CANADA NY CERT DEPOS DTD 03/30/2011 0.240% 09/30/2011	78009J4G7	25,000,000.00	(25,000,000.00)	0.00	(25,000,000.00)			
03/30/11	03/30/11	GENERAL ELEC CAP SVCS COMM PAPER -- 0.000% 07/01/2011	36959SU19	25,000,000.00	(24,985,145.83)	0.00	(24,985,145.83)			



Managed Account Security Transactions & Interest

For the Month Ending **March 31, 2011**

SAN BERNARDINO COUNTY - 76990800

Transaction Type	Trade	Settle	Security Description	CUSIP	Par	Principal Proceeds	Accrued Interest	Total	Realized G/L Cost	Realized G/L Amort Cost	Sale Method
BUY											
	03/31/11	03/31/11	GOLDMAN FS GOVERNMENT MM FUND	38141W273	85,000,000.00	(85,000,000.00)	0.00	(85,000,000.00)			
	03/31/11	03/31/11	CREDIT AGRICOLE NA COMM PAPER -- 0.000% 04/01/2011	22532CR14	50,000,000.00	(49,999,819.44)	0.00	(49,999,819.44)			
	03/31/11	03/31/11	CREDIT AGRICOLE NA COMM PAPER -- 0.000% 04/01/2011	22532CR14	25,000,000.00	(24,999,909.72)	0.00	(24,999,909.72)			
	03/31/11	03/31/11	CREDIT AGRICOLE NA COMM PAPER -- 0.000% 04/01/2011	22532CR14	50,000,000.00	(49,999,819.44)	0.00	(49,999,819.44)			
	03/31/11	03/31/11	CREDIT AGRICOLE NA COMM PAPER -- 0.000% 04/01/2011	22532CR14	50,000,000.00	(49,999,819.44)	0.00	(49,999,819.44)			
	03/31/11	03/31/11	ROYAL BANK OF CANADA NY CERT DEPOS DTD 03/31/2011 0.140% 04/29/2011	78009J4K8	25,000,000.00	(25,000,000.00)	0.00	(25,000,000.00)			
	03/31/11	04/01/11	WESTPAC BANKING CORP NY CERT DEPOS DTD 04/01/2011 0.220% 07/01/2011	96121TDD7	50,000,000.00	(50,000,000.00)	0.00	(50,000,000.00)			

Transaction Type Sub-Total **7,116,545,000.00 (7,116,493,731.06) (191,041.29) (7,116,684,772.35)**

INTEREST											
	03/02/11	03/02/11	FFCB BONDS (FLOATING) DTD 11/02/2009 0.241% 11/02/2011	31331G2M0	25,000,000.00	0.00	4,666.67	4,666.67			
	03/03/11	03/03/11	FHLMC NOTES (CALLABLE) DTD 09/03/2010 1.150% 09/03/2013	3134G1SB1	25,000,000.00	0.00	143,750.00	143,750.00			
	03/03/11	03/03/11	FNMA NOTES (FLOATING) DTD 12/03/2010 0.300% 12/03/2012	31398A6V9	25,000,000.00	0.00	23,048.61	23,048.61			
	03/03/11	03/03/11	FNMA NOTES (FLOATING) DTD 12/03/2010 0.300% 12/03/2012	31398A6V9	50,000,000.00	0.00	46,097.22	46,097.22			
	03/03/11	03/03/11	FFCB BONDS DTD 03/03/2008 3.000% 03/03/2011	31331YWG1	50,000,000.00	0.00	750,000.00	750,000.00			



Managed Account Security Transactions & Interest

For the Month Ending **March 31, 2011**

SAN BERNARDINO COUNTY - 76990800

Transaction Type	Trade	Settle	Security Description	CUSIP	Par	Principal Proceeds	Accrued Interest	Total	Realized G/L Cost	Realized G/L Amort Cost	Sale Method
INTEREST											
	03/09/11	03/09/11	FHLMC FLOATING MTN DTD 03/09/2009 0.372% 03/09/2011	3128X8RC8	10,000,000.00	0.00	9,304.75	9,304.75			
	03/09/11	03/09/11	FHLMC FLOATING MTN DTD 03/09/2009 0.372% 03/09/2011	3128X8RC8	10,000,000.00	0.00	9,304.75	9,304.75			
	03/09/11	03/09/11	FHLMC FLOATING MTN DTD 03/09/2009 0.372% 03/09/2011	3128X8RC8	25,000,000.00	0.00	23,261.88	23,261.88			
	03/09/11	03/09/11	FHLMC FLOATING MTN DTD 03/09/2009 0.372% 03/09/2011	3128X8RC8	10,000,000.00	0.00	9,304.75	9,304.75			
	03/09/11	03/09/11	FHLMC FLOATING MTN DTD 03/09/2009 0.372% 03/09/2011	3128X8RC8	25,000,000.00	0.00	23,261.88	23,261.88			
	03/11/11	03/11/11	GENERAL ELEC CAP CORP (FDIC) GLOBAL FRN DTD 03/12/2009 0.382% 03/11/2011	36967HAM9	22,100,000.00	0.00	20,646.75	20,646.75			
	03/11/11	03/11/11	FHLB TAP BONDS DTD 02/08/2008 2.875% 03/11/2011	3133XPNY6	25,000,000.00	0.00	359,375.00	359,375.00			
	03/11/11	03/11/11	FHLB TAP BONDS DTD 02/22/2008 3.250% 03/11/2011	3133XPWW0	25,000,000.00	0.00	406,250.00	406,250.00			
	03/12/11	03/12/11	GENERAL ELEC CAP CORP (FDIC) GLOBAL NOTE DTD 03/12/2009 2.250% 03/12/2012	36967HAN7	25,000,000.00	0.00	281,250.00	281,250.00			
	03/13/11	03/13/11	FHLB NOTES TAP ISSUE DTD 08/09/2010 1.000% 09/13/2013	313370LB2	25,000,000.00	0.00	148,611.11	148,611.11			
	03/13/11	03/13/11	FHLB NOTES TAP ISSUE DTD 08/09/2010 1.000% 09/13/2013	313370LB2	25,000,000.00	0.00	148,611.11	148,611.11			
	03/13/11	03/13/11	FHLB NOTES TAP ISSUE DTD 08/09/2010 1.000% 09/13/2013	313370LB2	25,000,000.00	0.00	148,611.11	148,611.11			
	03/13/11	03/13/11	FHLB NOTES TAP ISSUE DTD 08/09/2010 1.000% 09/13/2013	313370LB2	25,000,000.00	0.00	148,611.11	148,611.11			
	03/13/11	03/13/11	FHLB NOTES TAP ISSUE DTD 08/09/2010 1.000% 09/13/2013	313370LB2	25,000,000.00	0.00	148,611.11	148,611.11			



Managed Account Security Transactions & Interest

For the Month Ending **March 31, 2011**

SAN BERNARDINO COUNTY - 76990800

Transaction Type	Trade	Settle	Security Description	CUSIP	Par	Principal Proceeds	Accrued Interest	Total	Realized G/L Cost	Realized G/L Amort Cost	Sale Method
INTEREST											
	03/15/11	03/15/11	US TREASURY NOTES DTD 03/15/2010 1.375% 03/15/2013	912828MT4	25,000,000.00	0.00	171,875.00	171,875.00			
	03/15/11	03/15/11	FNMA GLOBAL BENCHMARK NOTES DTD 03/26/2001 5.500% 03/15/2011	31359MHK2	25,000,000.00	0.00	687,500.00	687,500.00			
	03/15/11	03/15/11	FNMA GLOBAL NOTES (CALLED, OMD 3/15/2013 DTD 03/15/2010 1.800% 03/15/2011	31398AH70	50,000,000.00	0.00	450,000.00	450,000.00			
	03/17/11	03/17/11	FNMA NOTES (CALLABLE) DTD 09/17/2010 1.125% 09/17/2013	31398A3L4	1,980,000.00	0.00	11,137.50	11,137.50			
	03/17/11	03/17/11	FNMA NOTES (CALLABLE) DTD 09/17/2010 1.125% 09/17/2013	31398A3L4	12,500,000.00	0.00	70,312.50	70,312.50			
	03/17/11	03/17/11	FNMA NOTES (CALLABLE) DTD 09/17/2010 1.125% 09/17/2013	31398A3L4	12,500,000.00	0.00	70,312.50	70,312.50			
	03/17/11	03/17/11	FHLMC NOTES (CALLED, OMD 9/17/2012) DTD 09/17/2010 0.750% 03/17/2011	3134G1TB0	25,000,000.00	0.00	93,750.00	93,750.00			
	03/18/11	03/18/11	FFCB FLOATING BONDS DTD 05/18/2009 0.344% 05/18/2011	31331GWG0	25,000,000.00	0.00	6,863.89	6,863.89			
	03/18/11	03/18/11	FHLB NOTES (CALLED, OMD 3/9/2012) DTD 02/18/2011 0.500% 03/18/2011	313372PO1	25,000,000.00	0.00	10,416.67	10,416.67			
	03/21/11	03/21/11	FHLMC GLOBAL REFERENCE NOTES DTD 08/06/2009 2.125% 09/21/2012	3137EACE7	25,000,000.00	0.00	265,625.00	265,625.00			
	03/22/11	03/22/11	FHLMC NOTES (CALLED, OMD 6/22/2012) DTD 12/22/2010 0.625% 03/22/2011	3134G1L51	50,000,000.00	0.00	78,125.00	78,125.00			
	03/23/11	03/23/11	FNMA GLOBAL NOTES DTD 02/27/2009 1.750% 03/23/2011	31398AVQ2	25,000,000.00	0.00	218,750.00	218,750.00			
	03/25/11	03/25/11	FHLB GLOBAL BONDS DTD 09/10/2009 0.750% 03/25/2011	3133XUSX2	25,000,000.00	0.00	93,750.00	93,750.00			



Managed Account Security Transactions & Interest

For the Month Ending **March 31, 2011**

SAN BERNARDINO COUNTY - 76990800

Transaction Type	Trade	Settle	Security Description	CUSIP	Par	Principal Proceeds	Accrued Interest	Total	Realized G/L Cost	Realized G/L Amort Cost	Sale Method
INTEREST											
	03/26/11	03/26/11	FHLMC (FLOATING) MTN DTD 04/26/2010 0.248% 10/26/2011	3134G1BL7	20,800,000.00	0.00	4,230.49	4,230.49			
	03/27/11	03/27/11	FHLMC GLOBAL REFERENCE NOTES DTD 08/20/2008 4.125% 09/27/2013	3137EABS7	25,000,000.00	0.00	515,625.00	515,625.00			
	03/27/11	03/27/11	FHLMC GLOBAL REFERENCE NOTES DTD 08/20/2008 4.125% 09/27/2013	3137EABS7	25,000,000.00	0.00	515,625.00	515,625.00			
	03/28/11	03/28/11	FHLMC NOTES DTD 02/04/2011 0.750% 03/28/2013	3137EACS6	25,000,000.00	0.00	28,125.00	28,125.00			
	03/30/11	03/30/11	FNMA NOTES DTD 08/02/2010 1.125% 09/30/2013	31398A2M3	25,000,000.00	0.00	140,625.00	140,625.00			
	03/30/11	03/30/11	CITIGROUP FUNDING INC (FDIC) GLOBAL NOTE DTD 03/30/2009 2.000% 03/30/2012	17314AAF9	25,000,000.00	0.00	250,000.00	250,000.00			
	03/30/11	03/30/11	FNMA NOTES (CALLABLE) DTD 09/30/2010 1.250% 09/30/2013	31398A4D1	25,000,000.00	0.00	156,250.00	156,250.00			
	03/31/11	03/31/11	FEDERATED GOVT OBLIGATIONS FUND	60934N104	0.00	0.00	8.85	8.85			
	03/31/11	03/31/11	FEDERATED PRIME OBLIGATION MUTUAL	60934N203	0.00	0.00	137.23	137.23			
	03/31/11	03/31/11	US TREASURY NOTES DTD 03/31/2006 4.750% 03/31/2011	912828FA3	25,000,000.00	0.00	593,750.00	593,750.00			
	03/31/11	03/31/11	GOLDMAN FS GOVERNMENT MM FUND	38141W273	0.00	0.00	991.36	991.36			
Transaction Type Sub-Total					999,880,000.00	0.00	7,286,363.80	7,286,363.80			

MATURITY											
	03/01/11	03/01/11	SOCIETE GENERALE N AMER COMM PAPER -- 0.000% 03/01/2011	83365SO14	50,000,000.00	50,000,000.00	0.00	50,000,000.00	222.22	0.00	



Managed Account Security Transactions & Interest

For the Month Ending **March 31, 2011**

SAN BERNARDINO COUNTY - 76990800

Transaction Type	Trade	Settle	Security Description	CUSIP	Par	Principal Proceeds	Accrued Interest	Total	Realized G/L Cost	Realized G/L Amort Cost	Sale Method
MATURITY											
	03/01/11	03/01/11	SOCIETE GENERALE N AMER COMM PAPER -- 0.000% 03/01/2011	83365SQ14	50,000,000.00	50,000,000.00	0.00	50,000,000.00	222.22	0.00	
	03/01/11	03/01/11	CREDIT AGRICOLE NA COMM PAPER -- 0.000% 03/01/2011	22532CQ15	50,000,000.00	50,000,000.00	0.00	50,000,000.00	250.00	0.00	
	03/01/11	03/01/11	CREDIT AGRICOLE NA COMM PAPER -- 0.000% 03/01/2011	22532CQ15	50,000,000.00	50,000,000.00	0.00	50,000,000.00	250.00	0.00	
	03/01/11	03/01/11	BARCLAYS US FUNDING LLC COMM PAPER -- 0.000% 03/01/2011	06737JO16	50,000,000.00	50,000,000.00	0.00	50,000,000.00	180.56	0.00	
	03/01/11	03/01/11	BNP PARIBAS FINANCE INC COMM PAPER -- 0.000% 03/01/2011	0556N1O14	12,000,000.00	12,000,000.00	0.00	12,000,000.00	56.67	0.00	
	03/01/11	03/01/11	BNP PARIBAS SF CERT DEPOS DTD 01/19/2011 0.260% 03/01/2011	05566Q7A9	25,000,000.00	25,000,000.00	7,402.78	25,007,402.78	0.00	0.00	
	03/01/11	03/01/11	GENERAL ELEC CAP SVCS COMM PAPER -- 0.000% 03/01/2011	36959SQ14	50,000,000.00	50,000,000.00	0.00	50,000,000.00	18,638.89	0.00	
	03/01/11	03/01/11	JP MORGAN CHASE & CO COMM PAPER -- 0.000% 03/01/2011	4662J1Q11	50,000,000.00	50,000,000.00	0.00	50,000,000.00	19,250.00	0.00	
	03/01/11	03/01/11	JP MORGAN CHASE & CO COMM PAPER -- 0.000% 03/01/2011	4662J1Q11	5,000,000.00	5,000,000.00	0.00	5,000,000.00	1,925.00	0.00	
	03/01/11	03/01/11	JP MORGAN CHASE & CO COMM PAPER -- 0.000% 03/01/2011	4662J1Q11	45,000,000.00	45,000,000.00	0.00	45,000,000.00	150.00	0.00	
	03/02/11	03/02/11	JP MORGAN CHASE & CO COMM PAPER -- 0.000% 03/02/2011	4662J1Q29	10,000,000.00	10,000,000.00	0.00	10,000,000.00	33.33	0.00	
	03/02/11	03/02/11	BNP PARIBAS SF CERT DEPOS DTD 01/19/2011 0.260% 03/02/2011	05566Q7C5	25,000,000.00	25,000,000.00	7,583.33	25,007,583.33	0.00	0.00	
	03/02/11	03/02/11	BNP PARIBAS FINANCE INC COMM PAPER -- 0.000% 03/02/2011	0556N1O22	25,000,000.00	25,000,000.00	0.00	25,000,000.00	111.11	0.00	



Managed Account Security Transactions & Interest

For the Month Ending **March 31, 2011**

SAN BERNARDINO COUNTY - 76990800

Transaction Type	Trade	Settle	Security Description	CUSIP	Par	Principal Proceeds	Accrued Interest	Total	Realized G/L Cost	Realized G/L Amort Cost	Sale Method
MATURITY											
	03/02/11	03/02/11	CREDIT AGRICOLE NA COMM PAPER -- 0.000% 03/02/2011	22532CQ23	50,000,000.00	50,000,000.00	0.00	50,000,000.00	236.11	0.00	
	03/02/11	03/02/11	CREDIT AGRICOLE NA COMM PAPER -- 0.000% 03/02/2011	22532CQ23	50,000,000.00	50,000,000.00	0.00	50,000,000.00	236.11	0.00	
	03/02/11	03/02/11	BARCLAYS US FUNDING LLC COMM PAPER -- 0.000% 03/02/2011	06737JQ24	50,000,000.00	50,000,000.00	0.00	50,000,000.00	208.33	0.00	
	03/02/11	03/02/11	BARCLAYS US FUNDING LLC COMM PAPER -- 0.000% 03/02/2011	06737JO24	50,000,000.00	50,000,000.00	0.00	50,000,000.00	1,458.33	0.00	
	03/02/11	03/02/11	SOCIETE GENERALE NA COMM PAPER -- 0.000% 03/02/2011	83365SO22	50,000,000.00	50,000,000.00	0.00	50,000,000.00	222.22	0.00	
	03/02/11	03/02/11	SOCIETE GENERALE NA COMM PAPER -- 0.000% 03/02/2011	83365SO22	50,000,000.00	50,000,000.00	0.00	50,000,000.00	222.22	0.00	
	03/03/11	03/03/11	SOCIETE GENERALE NA COMM PAPER -- 0.000% 03/03/2011	83365SO30	50,000,000.00	50,000,000.00	0.00	50,000,000.00	208.33	0.00	
	03/03/11	03/03/11	SOCIETE GENERALE NA COMM PAPER -- 0.000% 03/03/2011	83365SO30	50,000,000.00	50,000,000.00	0.00	50,000,000.00	208.33	0.00	
	03/03/11	03/03/11	CREDIT AGRICOLE NA COMM PAPER -- 0.000% 03/03/2011	22532CO31	50,000,000.00	50,000,000.00	0.00	50,000,000.00	236.11	0.00	
	03/03/11	03/03/11	FFCB BONDS DTD 03/03/2008 3.000% 03/03/2011	31331YWG1	50,000,000.00	50,000,000.00	0.00	50,000,000.00	(1,429,000.00)	0.00	
	03/03/11	03/03/11	CREDIT AGRICOLE NA COMM PAPER -- 0.000% 03/03/2011	22532CQ31	50,000,000.00	50,000,000.00	0.00	50,000,000.00	236.11	0.00	
	03/03/11	03/03/11	BNP PARIBAS FINANCE INC COMM PAPER -- 0.000% 03/03/2011	0556N1Q30	11,000,000.00	11,000,000.00	0.00	11,000,000.00	45.83	0.00	
	03/03/11	03/03/11	BARCLAYS US FUNDING LLC COMM PAPER -- 0.000% 03/03/2011	06737JO32	50,000,000.00	50,000,000.00	0.00	50,000,000.00	208.33	0.00	



Managed Account Security Transactions & Interest

For the Month Ending **March 31, 2011**

SAN BERNARDINO COUNTY - 76990800

Transaction Type	Trade	Settle	Security Description	CUSIP	Par	Principal Proceeds	Accrued Interest	Total	Realized G/L Cost	Realized G/L Amort Cost	Sale Method
MATURITY											
	03/03/11	03/03/11	BARCLAYS US FUNDING LLC COMM PAPER -- 0.000% 03/03/2011	06737JQ32	50,000,000.00	50,000,000.00	0.00	50,000,000.00	208.33	0.00	
	03/04/11	03/04/11	BARCLAYS US FUNDING LLC COMM PAPER -- 0.000% 03/04/2011	06737JQ40	50,000,000.00	50,000,000.00	0.00	50,000,000.00	180.56	0.00	
	03/04/11	03/04/11	BARCLAYS US FUNDING LLC COMM PAPER -- 0.000% 03/04/2011	06737JO40	50,000,000.00	50,000,000.00	0.00	50,000,000.00	180.56	0.00	
	03/04/11	03/04/11	GENERAL ELECTRIC CO COMM PAPER -- 0.000% 03/04/2011	36960MO48	10,000,000.00	10,000,000.00	0.00	10,000,000.00	27.78	0.00	
	03/04/11	03/04/11	CREDIT AGRICOLE NA COMM PAPER -- 0.000% 03/04/2011	22532CO49	50,000,000.00	50,000,000.00	0.00	50,000,000.00	236.11	0.00	
	03/04/11	03/04/11	CREDIT AGRICOLE NA COMM PAPER -- 0.000% 03/04/2011	22532CO49	50,000,000.00	50,000,000.00	0.00	50,000,000.00	236.11	0.00	
	03/04/11	03/04/11	SOCIETE GENERALE NA COMM PAPER -- 0.000% 03/04/2011	83365SQ48	50,000,000.00	50,000,000.00	0.00	50,000,000.00	208.33	0.00	
	03/04/11	03/04/11	SOCIETE GENERALE NA COMM PAPER -- 0.000% 03/04/2011	83365SQ48	50,000,000.00	50,000,000.00	0.00	50,000,000.00	208.33	0.00	
	03/07/11	03/07/11	SOCIETE GENERALE NA COMM PAPER -- 0.000% 03/07/2011	83365SQ71	50,000,000.00	50,000,000.00	0.00	50,000,000.00	583.33	0.00	
	03/07/11	03/07/11	SOCIETE GENERALE NA COMM PAPER -- 0.000% 03/07/2011	83365SQ71	50,000,000.00	50,000,000.00	0.00	50,000,000.00	583.33	0.00	
	03/07/11	03/07/11	BARCLAYS US FUNDING LLC COMM PAPER -- 0.000% 03/07/2011	06737JQ73	50,000,000.00	50,000,000.00	0.00	50,000,000.00	500.00	0.00	
	03/07/11	03/07/11	BARCLAYS US FUNDING LLC COMM PAPER -- 0.000% 03/07/2011	06737JO73	50,000,000.00	50,000,000.00	0.00	50,000,000.00	500.00	0.00	



Managed Account Security Transactions & Interest

For the Month Ending **March 31, 2011**

SAN BERNARDINO COUNTY - 76990800

Transaction Type	Trade	Settle	Security Description	CUSIP	Par	Principal Proceeds	Accrued Interest	Total	Realized G/L Cost	Realized G/L Amort Cost	Sale Method
MATURITY											
	03/07/11	03/07/11	CREDIT AGRICOLE NA COMM PAPER -- 0.000% 03/07/2011	22532CQ72	50,000,000.00	50,000,000.00	0.00	50,000,000.00	708.33	0.00	
	03/07/11	03/07/11	CREDIT AGRICOLE NA COMM PAPER -- 0.000% 03/07/2011	22532CQ72	50,000,000.00	50,000,000.00	0.00	50,000,000.00	708.33	0.00	
	03/07/11	03/07/11	BNP PARIBAS FINANCE INC COMM PAPER -- 0.000% 03/07/2011	0556N1Q71	10,000,000.00	10,000,000.00	0.00	10,000,000.00	125.00	0.00	
	03/08/11	03/08/11	CREDIT AGRICOLE NA COMM PAPER -- 0.000% 03/08/2011	22532CO80	50,000,000.00	50,000,000.00	0.00	50,000,000.00	236.11	0.00	
	03/08/11	03/08/11	CREDIT AGRICOLE NA COMM PAPER -- 0.000% 03/08/2011	22532CO80	50,000,000.00	50,000,000.00	0.00	50,000,000.00	236.11	0.00	
	03/08/11	03/08/11	SOCIETE GENERALE NA COMM PAPER -- 0.000% 03/08/2011	83365SO89	50,000,000.00	50,000,000.00	0.00	50,000,000.00	194.44	0.00	
	03/08/11	03/08/11	SOCIETE GENERALE NA COMM PAPER -- 0.000% 03/08/2011	83365SO89	50,000,000.00	50,000,000.00	0.00	50,000,000.00	194.44	0.00	
	03/09/11	03/09/11	FHLMC FLOATING MTN DTD 03/09/2009 0.372% 03/09/2011	3128X8RC8	25,000,000.00	25,000,000.00	0.00	25,000,000.00	(4,500.00)	0.00	
	03/09/11	03/09/11	FHLMC FLOATING MTN DTD 03/09/2009 0.372% 03/09/2011	3128X8RC8	10,000,000.00	10,000,000.00	0.00	10,000,000.00	(11,943.13)	0.00	
	03/09/11	03/09/11	FHLMC FLOATING MTN DTD 03/09/2009 0.372% 03/09/2011	3128X8RC8	10,000,000.00	10,000,000.00	0.00	10,000,000.00	(11,940.00)	0.00	
	03/09/11	03/09/11	FHLMC FLOATING MTN DTD 03/09/2009 0.372% 03/09/2011	3128X8RC8	25,000,000.00	25,000,000.00	0.00	25,000,000.00	(5,000.00)	0.00	
	03/09/11	03/09/11	FHLMC FLOATING MTN DTD 03/09/2009 0.372% 03/09/2011	3128X8RC8	10,000,000.00	10,000,000.00	0.00	10,000,000.00	(11,900.00)	0.00	
	03/09/11	03/09/11	CREDIT AGRICOLE NA COMM PAPER -- 0.000% 03/09/2011	22532CQ98	50,000,000.00	50,000,000.00	0.00	50,000,000.00	222.22	0.00	
	03/09/11	03/09/11	CREDIT AGRICOLE NA COMM PAPER -- 0.000% 03/09/2011	22532CQ98	50,000,000.00	50,000,000.00	0.00	50,000,000.00	222.22	0.00	



Managed Account Security Transactions & Interest

For the Month Ending **March 31, 2011**

SAN BERNARDINO COUNTY - 76990800

Transaction Type	Trade	Settle	Security Description	CUSIP	Par	Principal Proceeds	Accrued Interest	Total	Realized G/L Cost	Realized G/L Amort Cost	Sale Method
MATURITY											
	03/09/11	03/09/11	SOCIETE GENERALE NA COMM PAPER -- 0.000% 03/09/2011	83365SQ97	50,000,000.00	50,000,000.00	0.00	50,000,000.00	194.44	0.00	
	03/09/11	03/09/11	SOCIETE GENERALE NA COMM PAPER -- 0.000% 03/09/2011	83365SQ97	50,000,000.00	50,000,000.00	0.00	50,000,000.00	194.44	0.00	
	03/10/11	03/10/11	CREDIT AGRICOLE NA COMM PAPER -- 0.000% 03/10/2011	22532CQA5	50,000,000.00	50,000,000.00	0.00	50,000,000.00	222.22	0.00	
	03/10/11	03/10/11	CREDIT AGRICOLE NA COMM PAPER -- 0.000% 03/10/2011	22532CQA5	50,000,000.00	50,000,000.00	0.00	50,000,000.00	222.22	0.00	
	03/10/11	03/10/11	BARCLAYS US FUNDING LLC COMM PAPER -- 0.000% 03/10/2011	06737JQA6	15,000,000.00	15,000,000.00	0.00	15,000,000.00	54.17	0.00	
	03/10/11	03/10/11	SOCIETE GENERALE NA COMM PAPER -- 0.000% 03/10/2011	83365SOA4	50,000,000.00	50,000,000.00	0.00	50,000,000.00	194.44	0.00	
	03/10/11	03/10/11	SOCIETE GENERALE NA COMM PAPER -- 0.000% 03/10/2011	83365SOA4	50,000,000.00	50,000,000.00	0.00	50,000,000.00	194.44	0.00	
	03/10/11	03/10/11	BARCLAYS US FUNDING LLC COMM PAPER -- 0.000% 03/10/2011	06737JQA6	50,000,000.00	50,000,000.00	0.00	50,000,000.00	180.56	0.00	
	03/10/11	03/10/11	BARCLAYS US FUNDING LLC COMM PAPER -- 0.000% 03/10/2011	06737JQA6	35,000,000.00	35,000,000.00	0.00	35,000,000.00	126.39	0.00	
	03/11/11	03/11/11	SOCIETE GENERALE NA COMM PAPER -- 0.000% 03/11/2011	83365SQB2	50,000,000.00	50,000,000.00	0.00	50,000,000.00	194.44	0.00	
	03/11/11	03/11/11	SOCIETE GENERALE NA COMM PAPER -- 0.000% 03/11/2011	83365SQB2	50,000,000.00	50,000,000.00	0.00	50,000,000.00	194.44	0.00	
	03/11/11	03/11/11	CREDIT AGRICOLE NA COMM PAPER -- 0.000% 03/11/2011	22532CQB3	50,000,000.00	50,000,000.00	0.00	50,000,000.00	208.33	0.00	
	03/11/11	03/11/11	FHLB TAP BONDS DTD 02/08/2008 2.875% 03/11/2011	3133XPNY6	25,000,000.00	25,000,000.00	0.00	25,000,000.00	(732,550.00)	0.00	



Managed Account Security Transactions & Interest

For the Month Ending **March 31, 2011**

SAN BERNARDINO COUNTY - 76990800

Transaction Type	Trade	Settle	Security Description	CUSIP	Par	Principal Proceeds	Accrued Interest	Total	Realized G/L Cost	Realized G/L Amort Cost	Sale Method
MATURITY											
	03/11/11	03/11/11	FHLB TAP BONDS DTD 02/22/2008 3.250% 03/11/2011	3133XPWW0	25,000,000.00	25,000,000.00	0.00	25,000,000.00	(72,500.00)	0.00	
	03/11/11	03/11/11	CREDIT AGRICOLE NA COMM PAPER -- 0.000% 03/11/2011	22532CQB3	50,000,000.00	50,000,000.00	0.00	50,000,000.00	208.33	0.00	
	03/11/11	03/11/11	GENERAL ELEC CAP CORP (FDIC) GLOBAL FRN DTD 03/12/2009 0.382% 03/11/2011	36967HAM9	22,100,000.00	22,100,000.00	0.00	22,100,000.00	(44,398.90)	0.00	
	03/14/11	03/14/11	CREDIT AGRICOLE NA COMM PAPER -- 0.000% 03/14/2011	22532COE7	50,000,000.00	50,000,000.00	0.00	50,000,000.00	625.00	0.00	
	03/14/11	03/14/11	CREDIT AGRICOLE NA COMM PAPER -- 0.000% 03/14/2011	22532COE7	50,000,000.00	50,000,000.00	0.00	50,000,000.00	625.00	0.00	
	03/14/11	03/14/11	GENERAL ELECTRIC CO COMM PAPER -- 0.000% 03/14/2011	36960MOE6	25,000,000.00	25,000,000.00	0.00	25,000,000.00	2,361.11	0.00	
	03/14/11	03/14/11	BARCLAYS US FUNDING LLC COMM PAPER -- 0.000% 03/14/2011	06737JOE8	35,000,000.00	35,000,000.00	0.00	35,000,000.00	379.17	0.00	
	03/14/11	03/14/11	SOCIETE GENERALE NA COMM PAPER -- 0.000% 03/14/2011	83365SOE6	50,000,000.00	50,000,000.00	0.00	50,000,000.00	625.00	0.00	
	03/14/11	03/14/11	SOCIETE GENERALE NA COMM PAPER -- 0.000% 03/14/2011	83365SOE6	50,000,000.00	50,000,000.00	0.00	50,000,000.00	625.00	0.00	
	03/15/11	03/15/11	SOCIETE GENERALE NA COMM PAPER -- 0.000% 03/15/2011	83365SQF3	35,000,000.00	35,000,000.00	0.00	35,000,000.00	126.39	0.00	
	03/15/11	03/15/11	CREDIT AGRICOLE NA COMM PAPER -- 0.000% 03/15/2011	22532CQF4	50,000,000.00	50,000,000.00	0.00	50,000,000.00	222.22	0.00	
	03/15/11	03/15/11	CREDIT AGRICOLE NA COMM PAPER -- 0.000% 03/15/2011	22532CQF4	50,000,000.00	50,000,000.00	0.00	50,000,000.00	222.22	0.00	
	03/15/11	03/15/11	FNMA GLOBAL NOTES (CALLED, OMD 3/15/2013 DTD 03/15/2010 1.800% 03/15/2011	31398AH70	50,000,000.00	50,000,000.00	0.00	50,000,000.00	75,000.00	0.00	



Managed Account Security Transactions & Interest

For the Month Ending **March 31, 2011**

SAN BERNARDINO COUNTY - 76990800

Transaction Type	Trade	Settle	Security Description	CUSIP	Par	Principal Proceeds	Accrued Interest	Total	Realized G/L Cost	Realized G/L Amort Cost	Sale Method
MATURITY											
	03/15/11	03/15/11	FNMA GLOBAL BENCHMARK NOTES DTD 03/26/2001 5.500% 03/15/2011	31359MHK2	25,000,000.00	25,000,000.00	0.00	25,000,000.00	(1,510,650.00)	0.00	
	03/15/11	03/15/11	BARCLAYS US FUNDING LLC COMM PAPER -- 0.000% 03/15/2011	06737JQF5	50,000,000.00	50,000,000.00	0.00	50,000,000.00	194.44	0.00	
	03/15/11	03/15/11	BARCLAYS US FUNDING LLC COMM PAPER -- 0.000% 03/15/2011	06737JQF5	50,000,000.00	50,000,000.00	0.00	50,000,000.00	194.44	0.00	
	03/16/11	03/16/11	CREDIT AGRICOLE NA COMM PAPER -- 0.000% 03/16/2011	22532COG2	50,000,000.00	50,000,000.00	0.00	50,000,000.00	222.22	0.00	
	03/16/11	03/16/11	CREDIT AGRICOLE NA COMM PAPER -- 0.000% 03/16/2011	22532COG2	50,000,000.00	50,000,000.00	0.00	50,000,000.00	222.22	0.00	
	03/16/11	03/16/11	BARCLAYS US FUNDING LLC COMM PAPER -- 0.000% 03/16/2011	06737JOG3	50,000,000.00	50,000,000.00	0.00	50,000,000.00	194.44	0.00	
	03/16/11	03/16/11	BARCLAYS US FUNDING LLC COMM PAPER -- 0.000% 03/16/2011	06737JQG3	50,000,000.00	50,000,000.00	0.00	50,000,000.00	194.44	0.00	
	03/16/11	03/16/11	JP MORGAN CHASE & CO COMM PAPER -- 0.000% 03/16/2011	46621IQG8	15,000,000.00	15,000,000.00	0.00	15,000,000.00	41.67	0.00	
	03/16/11	03/16/11	SOCIETE GENERALE NA COMM PAPER -- 0.000% 03/16/2011	83365SQG1	50,000,000.00	50,000,000.00	0.00	50,000,000.00	194.44	0.00	
	03/16/11	03/16/11	SOCIETE GENERALE NA COMM PAPER -- 0.000% 03/16/2011	83365SOG1	50,000,000.00	50,000,000.00	0.00	50,000,000.00	194.44	0.00	
	03/17/11	03/17/11	SOCIETE GENERALE NA COMM PAPER -- 0.000% 03/17/2011	83365SOH9	50,000,000.00	50,000,000.00	0.00	50,000,000.00	194.44	0.00	
	03/17/11	03/17/11	BARCLAYS US FUNDING LLC COMM PAPER -- 0.000% 03/17/2011	06737JOH1	50,000,000.00	50,000,000.00	0.00	50,000,000.00	194.44	0.00	



Managed Account Security Transactions & Interest

For the Month Ending **March 31, 2011**

SAN BERNARDINO COUNTY - 76990800

Transaction Type	Trade	Settle	Security Description	CUSIP	Par	Principal Proceeds	Accrued Interest	Total	Realized G/L Cost	Realized G/L Amort Cost	Sale Method
MATURITY											
	03/17/11	03/17/11	CREDIT AGRICOLE NA COMM PAPER -- 0.000% 03/17/2011	22532CQH0	50,000,000.00	50,000,000.00	0.00	50,000,000.00	222.22	0.00	
	03/17/11	03/17/11	CREDIT AGRICOLE NA COMM PAPER -- 0.000% 03/17/2011	22532CQH0	50,000,000.00	50,000,000.00	0.00	50,000,000.00	222.22	0.00	
	03/17/11	03/17/11	SOCIETE GENERALE NA COMM PAPER -- 0.000% 03/17/2011	83365SQH9	50,000,000.00	50,000,000.00	0.00	50,000,000.00	194.44	0.00	
	03/17/11	03/17/11	FHLMC NOTES (CALLED, OMD 9/17/2012) DTD 09/17/2010 0.750% 03/17/2011	3134GITB0	25,000,000.00	25,000,000.00	0.00	25,000,000.00	5,000.00	0.00	
	03/17/11	03/17/11	BARCLAYS US FUNDING LLC COMM PAPER -- 0.000% 03/17/2011	06737JOH1	50,000,000.00	50,000,000.00	0.00	50,000,000.00	194.44	0.00	
	03/17/11	03/17/11	JP MORGAN CHASE & CO COMM PAPER -- 0.000% 03/17/2011	46621OH6	15,000,000.00	15,000,000.00	0.00	15,000,000.00	41.67	0.00	
	03/18/11	03/18/11	BARCLAYS US FUNDING LLC COMM PAPER -- 0.000% 03/18/2011	06737JOJ7	50,000,000.00	50,000,000.00	0.00	50,000,000.00	194.44	0.00	
	03/18/11	03/18/11	BARCLAYS US FUNDING LLC COMM PAPER -- 0.000% 03/18/2011	06737JOJ7	50,000,000.00	50,000,000.00	0.00	50,000,000.00	194.44	0.00	
	03/18/11	03/18/11	CREDIT AGRICOLE NA COMM PAPER -- 0.000% 03/18/2011	22532CQJ6	50,000,000.00	50,000,000.00	0.00	50,000,000.00	222.22	0.00	
	03/18/11	03/18/11	CREDIT AGRICOLE NA COMM PAPER -- 0.000% 03/18/2011	22532COJ6	50,000,000.00	50,000,000.00	0.00	50,000,000.00	222.22	0.00	
	03/18/11	03/18/11	JP MORGAN CHASE & CO COMM PAPER -- 0.000% 03/18/2011	46621OJ2	50,000,000.00	50,000,000.00	0.00	50,000,000.00	138.89	0.00	
	03/18/11	03/18/11	SOCIETE GENERALE NA COMM PAPER -- 0.000% 03/18/2011	83365SOJ5	50,000,000.00	50,000,000.00	0.00	50,000,000.00	194.44	0.00	
	03/18/11	03/18/11	SOCIETE GENERALE NA COMM PAPER -- 0.000% 03/18/2011	83365SOJ5	50,000,000.00	50,000,000.00	0.00	50,000,000.00	194.44	0.00	



Managed Account Security Transactions & Interest

For the Month Ending **March 31, 2011**

SAN BERNARDINO COUNTY - 76990800

Transaction Type	Trade	Settle	Security Description	CUSIP	Par	Principal Proceeds	Accrued Interest	Total	Realized G/L Cost	Realized G/L Amort Cost	Sale Method
MATURITY											
	03/18/11	03/18/11	FHLB NOTES (CALLED, OMD 3/9/2012) DTD 02/18/2011 0.500% 03/18/2011	313372PQ1	25,000,000.00	25,000,000.00	0.00	25,000,000.00	0.00	0.00	
	03/21/11	03/21/11	CREDIT AGRICOLE NA COMM PAPER -- 0.000% 03/21/2011	22532CQM9	50,000,000.00	50,000,000.00	0.00	50,000,000.00	666.67	0.00	
	03/21/11	03/21/11	CREDIT AGRICOLE NA COMM PAPER -- 0.000% 03/21/2011	22532CQM9	50,000,000.00	50,000,000.00	0.00	50,000,000.00	666.67	0.00	
	03/21/11	03/21/11	SOCIETE GENERALE NA COMM PAPER -- 0.000% 03/21/2011	83365SQM8	50,000,000.00	50,000,000.00	0.00	50,000,000.00	583.33	0.00	
	03/21/11	03/21/11	SOCIETE GENERALE NA COMM PAPER -- 0.000% 03/21/2011	83365SQM8	50,000,000.00	50,000,000.00	0.00	50,000,000.00	583.33	0.00	
	03/21/11	03/21/11	JP MORGAN CHASE & CO COMM PAPER -- 0.000% 03/21/2011	46621QM5	50,000,000.00	50,000,000.00	0.00	50,000,000.00	416.67	0.00	
	03/21/11	03/21/11	JP MORGAN CHASE & CO COMM PAPER -- 0.000% 03/21/2011	46621QM5	10,000,000.00	10,000,000.00	0.00	10,000,000.00	83.33	0.00	
	03/21/11	03/21/11	BNP PARIBAS SF CERT DEPOS DTD 01/18/2011 0.310% 03/21/2011	05566O6Z5	15,000,000.00	15,000,000.00	8,008.33	15,008,008.33	0.00	0.00	
	03/22/11	03/22/11	FHLMC NOTES (CALLED, OMD 6/22/2012) DTD 12/22/2010 0.625% 03/22/2011	3134G1L51	50,000,000.00	50,000,000.00	0.00	50,000,000.00	15,000.00	0.00	
	03/22/11	03/22/11	SOCIETE GENERALE NA COMM PAPER -- 0.000% 03/22/2011	83365SON6	50,000,000.00	50,000,000.00	0.00	50,000,000.00	208.33	0.00	
	03/22/11	03/22/11	SOCIETE GENERALE NA COMM PAPER -- 0.000% 03/22/2011	83365SON6	50,000,000.00	50,000,000.00	0.00	50,000,000.00	208.33	0.00	
	03/22/11	03/22/11	CREDIT AGRICOLE NA COMM PAPER -- 0.000% 03/22/2011	22532CON7	50,000,000.00	50,000,000.00	0.00	50,000,000.00	222.22	0.00	
	03/22/11	03/22/11	CREDIT AGRICOLE NA COMM PAPER -- 0.000% 03/22/2011	22532CQN7	50,000,000.00	50,000,000.00	0.00	50,000,000.00	222.22	0.00	
	03/22/11	03/22/11	JP MORGAN CHASE & CO COMM PAPER -- 0.000% 03/22/2011	46621QN3	10,000,000.00	10,000,000.00	0.00	10,000,000.00	27.78	0.00	



Managed Account Security Transactions & Interest

For the Month Ending **March 31, 2011**

SAN BERNARDINO COUNTY - 76990800

Transaction Type	Trade	Settle	Security Description	CUSIP	Par	Principal Proceeds	Accrued Interest	Total	Realized G/L Cost	Realized G/L Amort Cost	Sale Method
MATURITY											
	03/23/11	03/23/11	CREDIT AGRICOLE NA COMM PAPER -- 0.000% 03/23/2011	22532CQP2	50,000,000.00	50,000,000.00	0.00	50,000,000.00	222.22	0.00	
	03/23/11	03/23/11	CREDIT AGRICOLE NA COMM PAPER -- 0.000% 03/23/2011	22532CQP2	50,000,000.00	50,000,000.00	0.00	50,000,000.00	222.22	0.00	
	03/23/11	03/23/11	SOCIETE GENERALE NA COMM PAPER -- 0.000% 03/23/2011	83365SQP1	50,000,000.00	50,000,000.00	0.00	50,000,000.00	208.33	0.00	
	03/23/11	03/23/11	SOCIETE GENERALE NA COMM PAPER -- 0.000% 03/23/2011	83365SQP1	50,000,000.00	50,000,000.00	0.00	50,000,000.00	208.33	0.00	
	03/23/11	03/23/11	FNMA GLOBAL NOTES DTD 02/27/2009 1.750% 03/23/2011	31398AVQ2	25,000,000.00	25,000,000.00	0.00	25,000,000.00	(376,250.00)	0.00	
	03/23/11	03/23/11	JP MORGAN CHASE & CO COMM PAPER -- 0.000% 03/23/2011	46621QP8	30,000,000.00	30,000,000.00	0.00	30,000,000.00	83.33	0.00	
	03/24/11	03/24/11	JP MORGAN CHASE & CO COMM PAPER -- 0.000% 03/24/2011	466210O6	25,000,000.00	25,000,000.00	0.00	25,000,000.00	69.44	0.00	
	03/24/11	03/24/11	CREDIT AGRICOLE NA COMM PAPER -- 0.000% 03/24/2011	22532COO0	50,000,000.00	50,000,000.00	0.00	50,000,000.00	208.33	0.00	
	03/24/11	03/24/11	CREDIT AGRICOLE NA COMM PAPER -- 0.000% 03/24/2011	22532COO0	50,000,000.00	50,000,000.00	0.00	50,000,000.00	208.33	0.00	
	03/24/11	03/24/11	SOCIETE GENERALE NA COMM PAPER -- 0.000% 03/24/2011	83365SOO9	50,000,000.00	50,000,000.00	0.00	50,000,000.00	194.44	0.00	
	03/24/11	03/24/11	SOCIETE GENERALE NA COMM PAPER -- 0.000% 03/24/2011	83365SOO9	50,000,000.00	50,000,000.00	0.00	50,000,000.00	194.44	0.00	
	03/25/11	03/25/11	CREDIT AGRICOLE NA COMM PAPER -- 0.000% 03/25/2011	22532COR8	50,000,000.00	50,000,000.00	0.00	50,000,000.00	208.33	0.00	
	03/25/11	03/25/11	CREDIT AGRICOLE NA COMM PAPER -- 0.000% 03/25/2011	22532COR8	50,000,000.00	50,000,000.00	0.00	50,000,000.00	208.33	0.00	
	03/25/11	03/25/11	SOCIETE GENERALE NA COMM PAPER -- 0.000% 03/25/2011	83365SOR7	50,000,000.00	50,000,000.00	0.00	50,000,000.00	194.44	0.00	



Managed Account Security Transactions & Interest

For the Month Ending **March 31, 2011**

SAN BERNARDINO COUNTY - 76990800

Transaction Type	Trade	Settle	Security Description	CUSIP	Par	Principal Proceeds	Accrued Interest	Total	Realized G/L Cost	Realized G/L Amort Cost	Sale Method
MATURITY											
	03/25/11	03/25/11	SOCIETE GENERALE NA COMM PAPER -- 0.000% 03/25/2011	83365SQR7	50,000,000.00	50,000,000.00	0.00	50,000,000.00	194.44	0.00	
	03/25/11	03/25/11	FHLB GLOBAL BONDS DTD 09/10/2009 0.750% 03/25/2011	3133XUSX2	25,000,000.00	25,000,000.00	0.00	25,000,000.00	(63,500.00)	0.00	
	03/28/11	03/28/11	CHEVRON CORP COMM PAPER -- 0.000% 03/28/2011	1667T1QU8	50,000,000.00	50,000,000.00	0.00	50,000,000.00	1,361.11	0.00	
	03/28/11	03/28/11	CREDIT AGRICOLE NA COMM PAPER -- 0.000% 03/28/2011	22532CQU1	50,000,000.00	50,000,000.00	0.00	50,000,000.00	625.00	0.00	
	03/28/11	03/28/11	CREDIT AGRICOLE NA COMM PAPER -- 0.000% 03/28/2011	22532CQU1	50,000,000.00	50,000,000.00	0.00	50,000,000.00	625.00	0.00	
	03/28/11	03/28/11	CREDIT AGRICOLE NA COMM PAPER -- 0.000% 03/28/2011	22532CQU1	30,000,000.00	30,000,000.00	0.00	30,000,000.00	375.00	0.00	
	03/28/11	03/28/11	SOCIETE GENERALE NA COMM PAPER -- 0.000% 03/28/2011	83365SQU0	50,000,000.00	50,000,000.00	0.00	50,000,000.00	625.00	0.00	
	03/28/11	03/28/11	SOCIETE GENERALE NA COMM PAPER -- 0.000% 03/28/2011	83365SQU0	50,000,000.00	50,000,000.00	0.00	50,000,000.00	625.00	0.00	
	03/28/11	03/28/11	SOCIETE GENERALE NA COMM PAPER -- 0.000% 03/28/2011	83365SQU0	20,000,000.00	20,000,000.00	0.00	20,000,000.00	233.33	0.00	
	03/29/11	03/29/11	CREDIT AGRICOLE NA COMM PAPER -- 0.000% 03/29/2011	22532COV9	50,000,000.00	50,000,000.00	0.00	50,000,000.00	208.33	0.00	
	03/29/11	03/29/11	CREDIT AGRICOLE NA COMM PAPER -- 0.000% 03/29/2011	22532COV9	50,000,000.00	50,000,000.00	0.00	50,000,000.00	208.33	0.00	
	03/29/11	03/29/11	CREDIT AGRICOLE NA COMM PAPER -- 0.000% 03/29/2011	22532COV9	50,000,000.00	50,000,000.00	0.00	50,000,000.00	208.33	0.00	
	03/29/11	03/29/11	SOCIETE GENERALE NA COMM PAPER -- 0.000% 03/29/2011	83365SOV8	50,000,000.00	50,000,000.00	0.00	50,000,000.00	194.44	0.00	
	03/29/11	03/29/11	CHEVRON CORP COMM PAPER -- 0.000% 03/29/2011	1667T1OV6	50,000,000.00	50,000,000.00	0.00	50,000,000.00	1,263.89	0.00	



Managed Account Security Transactions & Interest

For the Month Ending **March 31, 2011**

SAN BERNARDINO COUNTY - 76990800

Transaction Type	Trade	Settle	Security Description	CUSIP	Par	Principal Proceeds	Accrued Interest	Total	Realized G/L Cost	Realized G/L Amort Cost	Sale Method
MATURITY											
	03/29/11	03/29/11	SOCIETE GENERALE NA COMM PAPER -- 0.000% 03/29/2011	83365SQV8	20,000,000.00	20,000,000.00	0.00	20,000,000.00	77.78	0.00	
	03/30/11	03/30/11	SOCIETE GENERALE NA COMM PAPER -- 0.000% 03/30/2011	83365SQW6	25,000,000.00	25,000,000.00	0.00	25,000,000.00	90.28	0.00	
	03/30/11	03/30/11	CREDIT AGRICOLE NA COMM PAPER -- 0.000% 03/30/2011	22532CQW7	50,000,000.00	50,000,000.00	0.00	50,000,000.00	194.44	0.00	
	03/30/11	03/30/11	CREDIT AGRICOLE NA COMM PAPER -- 0.000% 03/30/2011	22532CQW7	50,000,000.00	50,000,000.00	0.00	50,000,000.00	194.44	0.00	
	03/30/11	03/30/11	CREDIT AGRICOLE NA COMM PAPER -- 0.000% 03/30/2011	22532CQW7	50,000,000.00	50,000,000.00	0.00	50,000,000.00	194.44	0.00	
	03/30/11	03/30/11	SOCIETE GENERALE NA COMM PAPER -- 0.000% 03/30/2011	83365SQW6	50,000,000.00	50,000,000.00	0.00	50,000,000.00	180.56	0.00	
	03/30/11	03/30/11	SOCIETE GENERALE NA COMM PAPER -- 0.000% 03/30/2011	83365SOW6	50,000,000.00	50,000,000.00	0.00	50,000,000.00	180.56	0.00	
	03/31/11	03/31/11	US TREASURY NOTES DTD 03/31/2006 4.750% 03/31/2011	912828FA3	25,000,000.00	25,000,000.00	0.00	25,000,000.00	(1,283,203.13)	0.00	
	03/31/11	03/31/11	SOCIETE GENERALE NA COMM PAPER -- 0.000% 03/31/2011	83365SOX4	35,000,000.00	35,000,000.00	0.00	35,000,000.00	126.39	0.00	
	03/31/11	03/31/11	SOCIETE GENERALE NA COMM PAPER -- 0.000% 03/31/2011	83365SOX4	50,000,000.00	50,000,000.00	0.00	50,000,000.00	180.56	0.00	
	03/31/11	03/31/11	SOCIETE GENERALE NA COMM PAPER -- 0.000% 03/31/2011	83365SOX4	50,000,000.00	50,000,000.00	0.00	50,000,000.00	180.56	0.00	
	03/31/11	03/31/11	CREDIT AGRICOLE NA COMM PAPER -- 0.000% 03/31/2011	22532COX5	50,000,000.00	50,000,000.00	0.00	50,000,000.00	194.44	0.00	
	03/31/11	03/31/11	CREDIT AGRICOLE NA COMM PAPER -- 0.000% 03/31/2011	22532COX5	50,000,000.00	50,000,000.00	0.00	50,000,000.00	194.44	0.00	
	03/31/11	03/31/11	CREDIT AGRICOLE NA COMM PAPER -- 0.000% 03/31/2011	22532COX5	50,000,000.00	50,000,000.00	0.00	50,000,000.00	194.44	0.00	
Transaction Type Sub-Total					6,825,100,000.00	6,825,100,000.00	22,994.44	6,825,122,994.44	(5,383,091.23)	0.00	



Managed Account Security Transactions & Interest

For the Month Ending **March 31, 2011**

SAN BERNARDINO COUNTY - 76990800

Transaction Type		Security Description	CUSIP	Par	Principal Proceeds	Accrued Interest	Total	Realized G/L Cost	Realized G/L Amort Cost	Sale Method
Trade	Settle									
SELL										
03/22/11	03/23/11	FHLB NOTES DTD 11/09/2010 0.500% 12/13/2013	313371PU4	5,545,000.00	5,449,016.05	10,319.86	5,459,335.91	21,015.55	10,532.78	FIFO
03/29/11	03/29/11	GOLDMAN FS GOVERNMENT MM FUND	38141W273	27,000,000.00	27,000,000.00	0.00	27,000,000.00	0.00	0.00	FIFO
03/29/11	03/29/11	GOLDMAN FS GOVERNMENT MM FUND	38141W273	18,000,000.00	18,000,000.00	0.00	18,000,000.00	0.00	0.00	FIFO
03/29/11	03/29/11	GOLDMAN FS GOVERNMENT MM FUND	38141W273	5,000,000.00	5,000,000.00	0.00	5,000,000.00	0.00	0.00	FIFO
03/30/11	03/30/11	GOLDMAN FS GOVERNMENT MM FUND	38141W273	23,000,000.00	23,000,000.00	0.00	23,000,000.00	0.00	0.00	FIFO
03/30/11	03/30/11	GOLDMAN FS GOVERNMENT MM FUND	38141W273	27,000,000.00	27,000,000.00	0.00	27,000,000.00	0.00	0.00	FIFO
Transaction Type Sub-Total				105,545,000.00	105,449,016.05	10,319.86	105,459,335.91	21,015.55	10,532.78	
Managed Account Sub-Total					(185,944,715.01)	7,128,636.81	(178,816,078.20)	(5,362,075.68)	10,532.78	
Total Security Transactions					(185,944,715.01)	\$7,128,636.81	(178,816,078.20)	(5,362,075.68)	\$10,532.78	

Bolded items are forward settling trades.