



Customer Service  
PO Box 11813  
Harrisburg, PA 17108-1813

## ACCOUNT STATEMENT

For the Month Ending  
**June 30, 2011**

### SAN BERNARDINO COUNTY

#### Client Management Team

**Kenneth Schiebel, CFA**

Managing Director  
One Keystone Plaza, Suite 300  
Harrisburg, PA 17101  
717-232-2723  
schiebelk@pfm.com

#### Contents

Cover/Disclosures  
Summary Statement  
Individual Accounts

#### Accounts included in Statement

76990800      SAN BERNARDINO COUNTY

SAN BERNARDINO COUNTY  
JOHN JOHNSON  
172 WEST THIRD STREET  
1ST FLOOR  
SAN BERNARDINO, CA 92415

**Online Access**    [www.pfm.com](http://www.pfm.com)

**Customer Service**    1-717-232-2723

**Important Disclosures****Important Disclosures**

This statement is for general information purposes only and is not intended to provide specific advice or recommendations. PFM Asset Management LLC ("PFM") is an investment advisor registered with the Securities and Exchange Commission, and is required to maintain a written disclosure statement of our background and business experience. If you would like to receive a copy of our current disclosure statement, please contact Service Operations at the address below.

**Proxy Voting** PFM does not normally receive proxies to vote on behalf of its clients. However, it does on occasion receive consent requests. In the event a consent request is received the portfolio manager contacts the client and then proceeds according to their instructions. PFM's Proxy Voting Policy is available upon request by contacting Service Operations at the address below.

**Questions About an Account** PFM's monthly statement is intended to detail our investment advisory activity as well as the activity of any accounts held by clients in pools that are managed by PFM. The custodian bank maintains the control of assets and executes (i.e., settles) all investment transactions. The custodian statement is the official record of security and cash holdings and transactions. PFM recognizes that clients may use these reports to facilitate record keeping; therefore the custodian bank statement and the PFM statement should be reconciled and differences resolved. Many custodians use a settlement date basis which may result in the need to reconcile due to a timing difference.

**Account Control** PFM does not have the authority to withdraw funds from or deposit funds to the custodian. Our clients retain responsibility for their internal accounting policies; implementing and enforcing internal controls and generating ledger entries or otherwise recording transactions.

**Market Value** Generally, PFM's market prices are derived from closing bid prices as of the last business day of the month as supplied by Interactive Data, Bloomberg or Telerate. Where prices are not available from generally recognized sources the securities are priced using a yield-based matrix system to arrive at an estimated market value. Prices that fall between data points are interpolated. Non-negotiable FDIC-insured bank certificates of deposit are priced at par. Although PFM believes the prices to be reliable, the values of the securities do not always represent the prices at which the securities could have been bought or sold. Explanation of the valuation methods for money market and TERM funds is contained in the appropriate fund information statement.

**Amortized Cost** The original cost of the principal of the security is adjusted for the amount of the periodic reduction of any discount or premium from the purchase date until the date of the report. Discount or premium with respect to short term securities (those with less than one year to maturity at time of issuance) is amortized on a straightline basis. Such discount or premium with respect to longer term securities is amortized using the constant yield basis.

**Tax Reporting** Cost data and realized gains / losses are provided for informational purposes only. Please review for accuracy and consult your tax advisor to determine the tax consequences of your security transactions. PFM does not report such information to the IRS or other taxing authorities and is not responsible for the accuracy of such information that may be required to be reported to federal, state or other taxing authorities.

**Financial Situation** In order to better serve you, PFM should be promptly notified of any material change in your investment objective or financial situation.

**Callable Securities** Securities subject to redemption prior to maturity may be redeemed in whole or in part before maturity, which could affect the yield represented.

**Portfolio** The securities in this portfolio, including shares of mutual funds, are not guaranteed or otherwise protected by PFM, the FDIC (except for certain non-negotiable certificates of deposit) or any government agency. Investment in securities involves risks, including the possible loss of the amount invested.

**Rating** Information provided for ratings is based upon a good faith inquiry of selected sources, but its accuracy and completeness cannot be guaranteed. Shares of some money market and TERM funds are marketed through representatives of PFM's wholly owned subsidiary, PFM Fund Distributors, Inc. PFM Fund Distributors, Inc. is registered with the SEC as a broker/dealer and is a member of the Financial Industry Regulatory Authority ("FINRA") and the Municipal Securities Rulemaking Board ("MSRB"). You may reach the FINRA by calling the FINRA Regulator Public Disclosure Hotline at 1-888-289-9999 or at the FINRA Regulation Internet website address [www.nasd.com](http://www.nasd.com). A brochure describing the FINRA Regulation Public Disclosure Program is also available from the FINRA upon request.

**Key Terms and Definitions**

**Dividends** on money market funds consist of interest earned, plus any discount ratably amortized to the date of maturity, plus all realized gains and losses on the sale of securities prior to maturity, less ratably amortization of any premium and all accrued expenses to the fund. Dividends are accrued daily and may be paid either monthly or quarterly. The monthly earnings on this statement represent the estimated dividend accrued for the month for any program that distributes earnings on a quarterly basis. There is no guarantee that the estimated amount will be paid on the actual distribution date.

**Current Yield** is the net change, exclusive of capital changes and income other than investment income, in the value of a hypothetical fund account with a balance of one share over the seven-day base period including the statement date, expressed as a percentage of the value of one share (normally \$1.00 per share) at the beginning of the seven-day period. This resulting net change in account value is then annualized by multiplying it by 365 and dividing the result by 7. The yields quoted should not be considered a representation of the yield of the fund in the future, since the yield is not fixed.

**Average maturity** represents the average maturity of all securities and investments of a portfolio, determined by multiplying the par or principal value of each security or investment by its maturity (days or years), summing the products, and dividing the sum by the total principal value of the portfolio. The stated maturity date of mortgage backed or callable securities are used in this statement. However the actual maturity of these securities could vary depending on the level or prepayments on the underlying mortgages or whether a callable security has or is still able to be called.

**Monthly distribution yield** represents the net change in the value of one share (normally \$1.00 per share) resulting from all dividends declared during the month by a fund expressed as a percentage of the value of one share at the beginning of the month. This resulting net change is then annualized by multiplying it by 365 and dividing it by the number of calendar days in the month.

**YTM at Cost** The yield to maturity at cost is the expected rate of return, based on the original cost, the annual interest receipts, maturity value and the time period from purchase date to maturity, stated as a percentage.

**YTM at Market** The yield to maturity at market is the rate of return, based on the current market value, the annual interest receipts, maturity value and the time period from purchase date to maturity, stated as a percentage.

**Managed Account** A portfolio of investments managed discretely by PFM according to the client's specific investment policy and requirements. The investments are directly owned by the client and held by the client's custodian.

**Unsettled Trade** A trade which has been executed however the final consummation of the security transaction and payment has not yet taken place.

Please review the detail pages of this statement carefully. If you think your statement is wrong, missing account information, or if you need more information about a transaction, please contact PFM within 60 days of receipt. If you have other concerns or questions regarding your account you should contact a member of your client management team or PFM Service Operations at the address below.

PFM Asset Management LLC  
Attn: Service Operations  
One Keystone Plaza, Suite 300  
N. Front & Market Sts  
Harrisburg, PA 17101



**Account Statement**

For the Month Ending **June 30, 2011**

**Consolidated Summary Statement**

SAN BERNARDINO COUNTY

**Portfolio Summary**

Portfolio Holdings	Cash Dividends and Income	Closing Market Value
PFM Managed Account	3,019,843.99	4,112,203,515.10
Cash Balance	0.00	197,309,855.06
<b>Total</b>	<b>\$3,019,843.99</b>	<b>\$4,309,513,370.16</b>

**Investment Allocation**

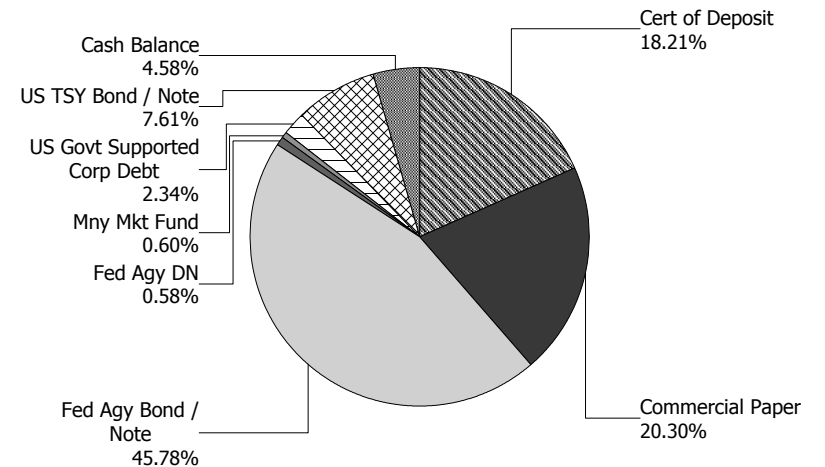
Investment Type	Closing Market Value	Percent
Certificate of Deposit	784,923,023.40	18.21
Commercial Paper	874,966,205.00	20.30
Federal Agency Bond / Note	1,972,477,368.70	45.78
Federal Agency Discount Note	24,999,843.00	0.58
Money Market Fund	26,000,000.00	0.60
U.S. Government Supported Corporate Debt	100,731,100.00	2.34
U.S. Treasury Bond / Note	328,105,975.00	7.61
Cash Balance	197,309,855.06	4.58
<b>Total</b>	<b>\$4,309,513,370.16</b>	<b>100.00%</b>

**Maturity Distribution**

Portfolio Holdings	Closing Market Value	Percent
Under 30 days	1,164,438,346.66	27.03
31 to 60 days	420,502,671.90	9.76
61 to 90 days	159,990,396.50	3.71
91 to 180 days	320,758,697.20	7.44
181 days to 1 year	327,289,442.50	7.59
1 to 2 years	1,018,762,260.15	23.64
2 to 3 years	872,801,780.25	20.25
3 to 4 years	24,969,775.00	0.58
4 to 5 years	0.00	0.00
Over 5 years	0.00	0.00
<b>Total</b>	<b>\$4,309,513,370.16</b>	<b>100.00%</b>

**Weighted Average Days to Maturity 344**

**Sector Allocation**





## Managed Account Summary Statement

For the Month Ending **June 30, 2011**

SAN BERNARDINO COUNTY - 76990800

### Transaction Summary - Managed Account

<b>Opening Market Value</b>	<b>\$4,518,060,835.85</b>
Maturities/Calls	(9,707,345,000.00)
Principal Dispositions	0.00
Principal Acquisitions	9,252,878,664.36
Unsettled Trades	49,990,000.00
Change in Current Value	(1,380,985.11)
<b>Closing Market Value</b>	<b>\$4,112,203,515.10</b>

### Cash Transactions Summary - Managed Account

Maturities/Calls	9,707,469,318.05
Sale Proceeds	0.00
Coupon/Interest Income	4,079,299.83
Principal Payments	0.00
Security Purchases	(9,253,400,886.58)
Net Cash Contribution	(458,147,731.30)
Reconciling Transactions	0.00

### Earnings Reconciliation (Cash Basis) - Managed Account

Interest/Coupons Received	4,203,617.88
Less Purchased Interest Related to Interest/Coupons	(522,222.22)
Plus Net Realized Gains/Losses	(661,551.67)
<b>Total Cash Basis Earnings</b>	<b>\$3,019,843.99</b>

### Cash Balance

**Closing Cash Balance** **\$0.00**

### Earnings Reconciliation (Accrual Basis)

	<b>Total</b>
Ending Amortized Value of Securities	4,099,215,446.89
Ending Accrued Interest	9,799,480.06
Plus Proceeds from Sales	0.00
Plus Proceeds of Maturities/Calls/Principal Payments	9,707,469,318.05
Plus Coupons Received	4,079,299.83
Less Cost of New Purchases	(9,303,390,886.58)
Less Beginning Amortized Value of Securities	(4,504,174,332.62)
Less Beginning Accrued Interest	(10,522,823.25)
<b>Total Accrual Basis Earnings</b>	<b>\$2,475,502.38</b>



## Portfolio Summary and Statistics

For the Month Ending **June 30, 2011**

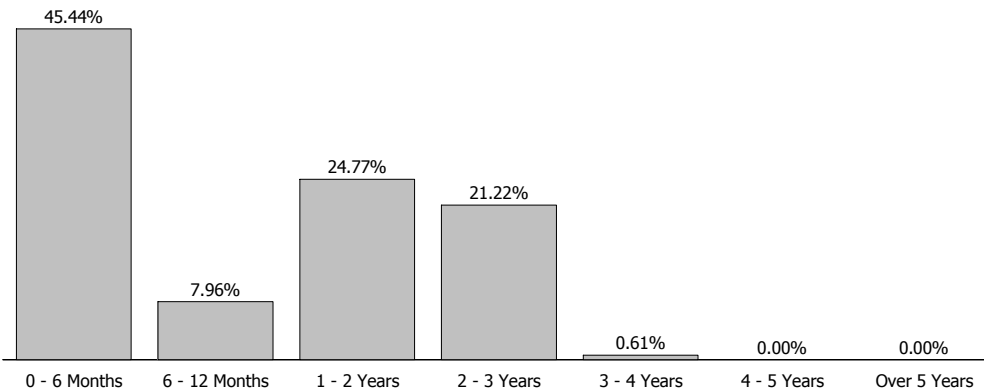
SAN BERNARDINO COUNTY - 76990800

### Account Summary

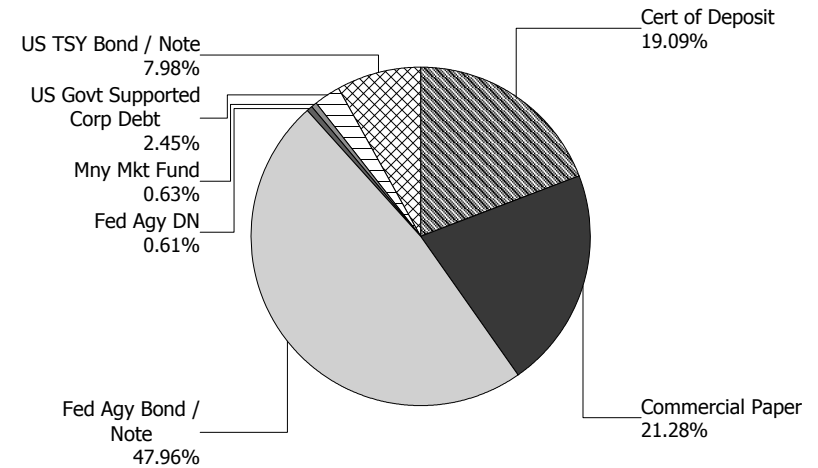
Description	Par Value	Market Value	Percent
U.S. Treasury Bond / Note	325,000,000.00	328,105,975.00	7.98
U.S. Government Supported Corporate Debt	100,000,000.00	100,731,100.00	2.45
Money Market Fund	26,000,000.00	26,000,000.00	0.63
Federal Agency Discount Note	25,000,000.00	24,999,843.00	0.61
Federal Agency Bond / Note	1,949,684,000.00	1,972,477,368.70	47.96
Commercial Paper	875,000,000.00	874,966,205.00	21.28
Certificate of Deposit	785,000,000.00	784,923,023.40	19.09
<b>Managed Account Sub-Total</b>	<b>4,085,684,000.00</b>	<b>4,112,203,515.10</b>	<b>100.00%</b>
Accrued Interest		9,799,480.06	
<b>Total Portfolio</b>	<b>4,085,684,000.00</b>	<b>4,122,002,995.16</b>	

**Unsettled Trades** **50,000,000.00**    **49,942,900.00**

### Maturity Distribution



### Sector Allocation



### Characteristics

Yield to Maturity at Cost	0.65%
Yield to Maturity at Market	0.36%
Duration to Worst	0.79
Weighted Average Days to Maturity	360



## Managed Account Issuer Summary

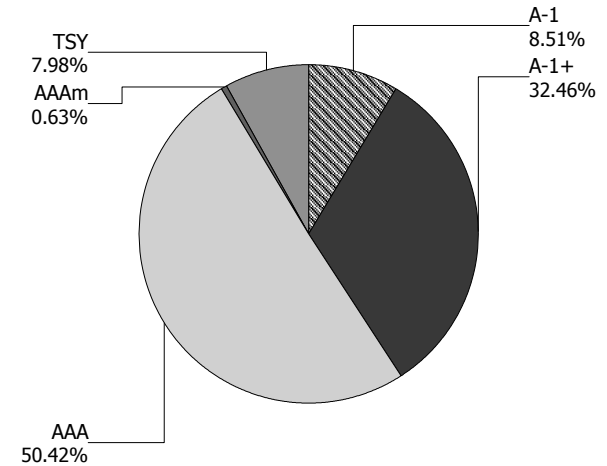
For the Month Ending **June 30, 2011**

SAN BERNARDINO COUNTY - 76990800

### Issuer Summary

Issuer	Market Value of Holdings	Percent
BNP PARIBAS	184,981,080.00	4.50
CITIGROUP INC	25,352,075.00	0.62
COMMONWEALTH BANK OF AUSTRALIA	124,979,475.00	3.04
CREDIT AGRICOLE SA	174,999,650.00	4.26
FANNIE MAE	694,133,004.03	16.87
FEDERAL FARM CREDIT BANKS	322,199,210.00	7.84
FEDERAL HOME LOAN BANKS	475,416,330.88	11.56
FEDERATED INVESTORS INC	26,000,000.00	0.63
FREDDIE MAC	505,728,666.79	12.29
GENERAL ELECTRIC CO	160,357,435.00	3.90
GOLDMAN SACHS GROUP INC	50,019,700.00	1.22
NORDEA BANK AB	189,992,295.00	4.62
RABOBANK NEDERLAND	174,988,727.00	4.26
ROYAL BANK OF CANADA	99,987,839.00	2.43
SOCIETE GENERALE	174,999,475.00	4.26
SVENSKA HANDELSBANKEN	99,994,865.90	2.43
TORONTO-DOMINION BANK	99,968,811.50	2.43
UNITED STATES TREASURY	328,105,975.00	7.98
US BANCORP	99,998,500.00	2.43
WESTPAC BANKING CORP NY	100,000,400.00	2.43
<b>Total</b>	<b>\$4,112,203,515.10</b>	<b>100.00%</b>

### Credit Quality (S&P Ratings)





**Managed Account Detail of Securities Held**

For the Month Ending **June 30, 2011**

**SAN BERNARDINO COUNTY - 76990800**

Security Type/Description Dated Date/Coupon/Maturity	CUSIP	Par	S&P Rating	Moody's Rating	Trade Date	Settle Date	Original Cost	YTM at Cost	Accrued Interest	Amortized Cost	Market Value
<b>U.S. Treasury Bond / Note</b>											
US TREASURY NOTES DTD 07/31/2006 4.875% 07/31/2011	912828FN5	25,000,000.00	TSY	TSY	07/23/09	07/24/09	26,906,250.00	1.05	508,373.62	25,078,857.25	25,099,600.00
US TREASURY NOTES DTD 04/30/2010 1.000% 04/30/2012	912828NB2	50,000,000.00	TSY	TSY	05/16/11	05/17/11	50,378,906.25	0.20	84,239.13	50,330,355.00	50,332,000.00
US TREASURY NOTES DTD 05/15/2009 1.375% 05/15/2012	912828KP4	5,000,000.00	TSY	TSY	06/05/09	06/08/09	4,948,828.12	1.73	8,780.57	4,984,531.20	5,050,390.00
US TREASURY NOTES DTD 05/15/2009 1.375% 05/15/2012	912828KP4	10,000,000.00	TSY	TSY	06/08/09	06/09/09	9,838,281.25	1.95	17,561.14	9,950,963.90	10,100,780.00
US TREASURY NOTES DTD 05/15/2009 1.375% 05/15/2012	912828KP4	10,000,000.00	TSY	TSY	06/09/09	06/10/09	9,852,343.75	1.90	17,561.14	9,955,210.40	10,100,780.00
US TREASURY NOTES DTD 05/15/2009 1.375% 05/15/2012	912828KP4	25,000,000.00	TSY	TSY	04/06/10	04/07/10	25,088,867.18	1.20	43,902.85	25,037,122.00	25,251,950.00
US TREASURY NOTES DTD 06/30/2010 0.625% 06/30/2012	912828NS5	50,000,000.00	TSY	TSY	05/25/11	05/26/11	50,208,984.38	0.24	849.18	50,190,078.50	50,195,500.00
US TREASURY NOTES DTD 01/15/2010 1.375% 01/15/2013	912828MG2	25,000,000.00	TSY	TSY	12/28/10	12/29/10	25,302,734.38	0.78	158,580.80	25,228,105.25	25,386,725.00
US TREASURY NOTES DTD 03/15/2010 1.375% 03/15/2013	912828MT4	25,000,000.00	TSY	TSY	01/05/11	01/06/11	25,310,546.88	0.80	100,883.15	25,242,721.00	25,410,250.00
US TREASURY NOTES DTD 06/15/2010 1.125% 06/15/2013	912828NH9	25,000,000.00	TSY	TSY	03/28/11	03/29/11	25,117,187.50	0.91	12,295.08	25,103,718.75	25,323,250.00
US TREASURY NOTES DTD 06/15/2010 1.125% 06/15/2013	912828NH9	25,000,000.00	TSY	TSY	03/29/11	03/30/11	25,109,375.00	0.92	12,295.08	25,096,930.25	25,323,250.00
US TREASURY NOTES DTD 07/15/2010 1.000% 07/15/2013	912828NN6	25,000,000.00	TSY	TSY	04/05/11	04/06/11	25,028,320.31	0.95	115,331.49	25,025,447.75	25,265,750.00
US TREASURY NOTES DTD 07/15/2010 1.000% 07/15/2013	912828NN6	25,000,000.00	TSY	TSY	04/06/11	04/07/11	25,000,000.00	1.00	115,331.49	25,000,000.00	25,265,750.00
<b>Security Type Sub-Total</b>		<b>325,000,000.00</b>					<b>328,090,625.00</b>	<b>0.80</b>	<b>1,195,984.72</b>	<b>326,224,041.25</b>	<b>328,105,975.00</b>

**U.S. Government Supported Corporate Debt**



**Managed Account Detail of Securities Held**

For the Month Ending **June 30, 2011**

**SAN BERNARDINO COUNTY - 76990800**

Security Type/Description Dated Date/Coupon/Maturity	CUSIP	Par	S&P Rating	Moody's Rating	Trade Date	Settle Date	Original Cost	YTM at Cost	Accrued Interest	Amortized Cost	Market Value
<b>U.S. Government Supported Corporate Debt</b>											
GOLDMAN SACHS GROUP INC (FDIC) GL NOTES DTD 01/21/2009 1.625% 07/15/2011	38146FAF8	25,000,000.00	AAA	Aaa	01/23/09	01/28/09	24,931,500.00	1.74	187,326.39	24,998,900.50	25,009,850.00
GOLDMAN SACHS GROUP INC (FDIC) GL NOTES DTD 01/21/2009 1.625% 07/15/2011	38146FAF8	25,000,000.00	AAA	Aaa	07/29/09	08/03/09	25,150,500.00	1.31	187,326.39	25,003,031.00	25,009,850.00
GENERAL ELEC CAP CORP (FDIC) GLOBAL NOTE DTD 03/12/2009 2.250% 03/12/2012	36967HAN7	25,000,000.00	AAA	Aaa	03/11/10	03/16/10	25,557,750.00	1.11	170,312.50	25,196,839.50	25,359,325.00
CITIGROUP FUNDING INC (FDIC) GLOBAL NOTE DTD 03/30/2009 2.000% 03/30/2012	17314AAF9	25,000,000.00	AAA	Aaa	03/10/10	03/15/10	25,447,372.25	1.11	126,388.89	25,164,850.75	25,352,075.00
<b>Security Type Sub-Total</b>		<b>100,000,000.00</b>					<b>101,087,122.25</b>	<b>1.32</b>	<b>671,354.17</b>	<b>100,363,621.75</b>	<b>100,731,100.00</b>
<b>Money Market Fund</b>											
FEDERATED PRIME OBLIGATION MUTUAL	60934N203	1,000,000.00	AAAm	Aaa	08/27/08	08/27/08	1,000,000.00	0.01	0.00	1,000,000.00	1,000,000.00
FEDERATED GOVT OBLIGATIONS FUND	60934N104	25,000,000.00	AAAm	Aaa	05/18/11	05/18/11	25,000,000.00	0.01	0.00	25,000,000.00	25,000,000.00
<b>Security Type Sub-Total</b>		<b>26,000,000.00</b>					<b>26,000,000.00</b>	<b>0.01</b>	<b>0.00</b>	<b>26,000,000.00</b>	<b>26,000,000.00</b>
<b>Federal Agency Discount Note</b>											
FNMA DISC NOTE -- 0.000% 07/11/2011	313588HZ1	25,000,000.00	A-1+	P-1	07/20/10	07/20/10	24,901,111.11	0.40	0.00	24,997,222.25	24,999,843.00
<b>Security Type Sub-Total</b>		<b>25,000,000.00</b>					<b>24,901,111.11</b>	<b>0.40</b>	<b>0.00</b>	<b>24,997,222.25</b>	<b>24,999,843.00</b>
<b>Federal Agency Bond / Note</b>											
FHLB GLOBAL BONDS DTD 06/12/2009 1.625% 07/27/2011	3133XTXH4	11,100,000.00	AAA	Aaa	06/02/10	06/03/10	11,229,392.70	0.61	77,160.42	11,108,143.96	11,112,221.10
FFCB BONDS DTD 06/25/2008 3.875% 08/25/2011	31331YZ86	25,000,000.00	AAA	Aaa	11/05/08	11/06/08	25,518,000.00	3.10	339,062.50	25,028,761.50	25,141,500.00





**Managed Account Detail of Securities Held**

For the Month Ending **June 30, 2011**

**SAN BERNARDINO COUNTY - 76990800**

Security Type/Description Dated Date/Coupon/Maturity	CUSIP	Par	S&P Rating	Moody's Rating	Trade Date	Settle Date	Original Cost	YTM at Cost	Accrued Interest	Amortized Cost	Market Value
<b>Federal Agency Bond / Note</b>											
FFCB BONDS DTD 06/25/2008 3.875% 08/25/2011	31331YZ86	50,000,000.00	AAA	Aaa	11/04/08	11/05/08	50,894,000.00	3.20	678,125.00	50,049,666.50	50,283,000.00
FHLMC (FLOATING) MTN DTD 04/26/2010 0.186% 10/26/2011	3134G1BL7	20,800,000.00	AAA	Aaa	05/06/10	05/07/10	20,795,840.00	0.28	536.76	20,795,840.00	20,805,907.20
FFCB BONDS (FLOATING) DTD 11/02/2009 0.170% 11/02/2011	31331G2M0	25,000,000.00	AAA	Aaa	11/06/09	11/09/09	25,000,000.00	0.22	3,432.27	25,000,000.00	25,004,575.00
FFCB BONDS DTD 01/12/2010 1.100% 01/12/2012	31331JBL6	25,000,000.00	AAA	Aaa	02/18/10	02/19/10	25,065,000.00	0.96	129,097.22	25,018,309.25	25,116,800.00
FHLB BONDS DTD 12/24/2009 1.050% 02/24/2012	3133XWFP9	25,000,000.00	AAA	Aaa	12/29/09	12/30/09	24,854,250.00	1.33	92,604.17	24,955,686.25	25,123,000.00
FHLB GLOBAL BONDS DTD 03/19/2010 1.125% 05/18/2012	3133XVPV3	25,000,000.00	AAA	Aaa	05/11/10	05/12/10	25,035,750.00	1.05	33,593.75	25,015,696.75	25,177,650.00
FFCB NOTES (FLOAT) DTD 08/23/2010 0.195% 05/23/2012	31331JZB2	25,000,000.00	AAA	Aaa	10/05/10	10/06/10	24,997,925.00	0.33	5,899.30	24,997,925.00	25,007,450.00
FHLMC GLOBAL NOTES DTD 05/21/2009 1.750% 06/15/2012	3137EACC1	25,000,000.00	AAA	Aaa	05/11/10	05/12/10	25,329,750.00	1.11	19,444.44	25,151,614.50	25,341,925.00
<b>FHLB NOTES (CALLABLE) DTD 07/14/2011 0.350% 07/25/2012</b>	<b>313374KV1</b>	<b>50,000,000.00</b>	<b>AAA</b>	<b>Aaa</b>	<b>06/28/11</b>	<b>07/14/11</b>	<b>49,990,000.00</b>	<b>0.37</b>	<b>0.00</b>	<b>49,990,000.00</b>	<b>49,942,900.00</b>
FHLB GLOBAL BONDS DTD 07/23/2009 1.750% 08/22/2012	3133XUE41	50,000,000.00	AAA	Aaa	07/31/09	08/03/09	49,767,500.00	1.91	313,541.67	49,911,441.00	50,794,750.00
FHLMC GLOBAL REFERENCE NOTES DTD 08/06/2009 2.125% 09/21/2012	3137EACE7	25,000,000.00	AAA	Aaa	12/22/09	12/23/09	25,393,000.00	1.54	147,569.44	25,177,108.50	25,536,925.00
FHLMC NOTES (FLOATING) DTD 10/12/2010 0.220% 10/12/2012	3134G1WN0	25,000,000.00	AAA	Aaa	10/13/10	10/14/10	25,002,500.00	0.32	13,270.84	25,000,000.00	25,008,075.00
FNMA NOTES (CALLABLE) DTD 11/01/2010 0.550% 11/01/2012	31398A5B4	25,000,000.00	AAA	Aaa	11/04/10	11/05/10	25,000,000.00	0.55	22,916.67	25,000,000.00	25,024,875.00
FFCB NOTES DTD 11/02/2010 0.400% 11/02/2012	31331JY56	20,000,000.00	AAA	Aaa	11/22/10	11/23/10	19,904,400.00	0.65	13,111.11	19,934,099.80	20,003,960.00



**Managed Account Detail of Securities Held**

For the Month Ending **June 30, 2011**

**SAN BERNARDINO COUNTY - 76990800**

<b>Security Type/Description Dated Date/Coupon/Maturity</b>	<b>CUSIP</b>	<b>Par</b>	<b>S&amp;P Rating</b>	<b>Moody's Rating</b>	<b>Trade Date</b>	<b>Settle Date</b>	<b>Original Cost</b>	<b>YTM at Cost</b>	<b>Accrued Interest</b>	<b>Amortized Cost</b>	<b>Market Value</b>
<b>Federal Agency Bond / Note</b>											
FHLMC NOTES DTD 10/08/2010 0.515% 11/26/2012	3134G1WT7	8,400,000.00	AAA	Aaa	11/22/10	11/23/10	8,378,412.00	0.64	4,205.83	8,384,893.10	8,414,977.20
FHLMC NOTES DTD 10/08/2010 0.515% 11/26/2012	3134G1WT7	18,989,000.00	AAA	Aaa	11/22/10	11/23/10	18,938,299.37	0.65	9,507.69	18,953,520.00	19,022,857.39
FHLB NOTES DTD 10/30/2009 1.746% 11/30/2012	3133XVMF5	25,000,000.00	AAA	Aaa	12/08/10	12/09/10	25,481,750.00	0.76	37,587.50	25,345,597.00	25,474,875.00
FNMA NOTES (FLOATING) DTD 12/03/2010 0.270% 12/03/2012	31398A6V9	25,000,000.00	AAA	Aaa	01/18/11	01/19/11	24,997,500.00	0.37	5,666.67	24,997,500.00	25,027,100.00
FNMA NOTES (FLOATING) DTD 12/03/2010 0.270% 12/03/2012	31398A6V9	50,000,000.00	AAA	Aaa	12/22/10	12/23/10	49,995,000.00	0.41	11,333.33	49,995,000.00	50,054,200.00
FHLB BONDS DTD 11/04/2009 1.750% 12/14/2012	3133XVNT4	25,000,000.00	AAA	Aaa	12/01/09	12/02/09	25,216,250.00	1.46	20,659.72	25,104,732.25	25,468,800.00
FHLB BONDS DTD 11/04/2009 1.750% 12/14/2012	3133XVNT4	25,000,000.00	AAA	Aaa	12/04/09	12/07/09	25,039,500.00	1.70	20,659.72	25,019,243.75	25,468,800.00
FHLB BONDS DTD 11/04/2009 1.750% 12/14/2012	3133XVNT4	25,000,000.00	AAA	Aaa	11/18/10	11/19/10	25,565,250.00	0.65	20,659.72	25,397,615.25	25,468,800.00
FFCB BONDS DTD 12/24/2009 1.625% 12/24/2012	31331JAB9	25,000,000.00	AAA	Aaa	12/21/09	12/24/09	24,930,000.00	1.72	7,899.31	24,965,005.75	25,448,700.00
FHLMC NOTES (FLOATING) DTD 01/10/2011 0.270% 01/10/2013	3134G1U69	25,000,000.00	AAA	Aaa	03/24/11	03/25/11	25,010,200.00	0.30	16,104.17	25,006,239.75	25,022,925.00
FHLMC NOTES (FLOATING) DTD 01/10/2011 0.270% 01/10/2013	3134G1U69	50,000,000.00	AAA	Aaa	01/05/11	01/10/11	49,979,800.00	0.39	32,208.34	49,979,800.00	50,045,850.00
FFCB NOTES (FLOATING) DTD 01/14/2011 0.250% 01/14/2013	31331J7K3	50,000,000.00	AAA	Aaa	01/05/11	01/14/11	49,987,500.00	0.36	28,749.99	49,987,500.00	50,030,500.00
FHLB GLOBAL NOTES DTD 12/10/2009 1.500% 01/16/2013	3133XW7L7	25,000,000.00	AAA	Aaa	12/02/10	12/03/10	25,414,250.00	0.71	171,875.00	25,301,970.00	25,406,350.00
FHLMC NOTES (FLOATING) DTD 01/24/2011 0.240% 01/24/2013	3134G1X90	25,000,000.00	AAA	Aaa	01/18/11	01/24/11	24,982,350.00	0.37	12,388.89	24,982,350.00	25,014,875.00



**Managed Account Detail of Securities Held**

For the Month Ending **June 30, 2011**

**SAN BERNARDINO COUNTY - 76990800**

<b>Security Type/Description Dated Date/Coupon/Maturity</b>	<b>CUSIP</b>	<b>Par</b>	<b>S&amp;P Rating</b>	<b>Moody's Rating</b>	<b>Trade Date</b>	<b>Settle Date</b>	<b>Original Cost</b>	<b>YTM at Cost</b>	<b>Accrued Interest</b>	<b>Amortized Cost</b>	<b>Market Value</b>
<b>Federal Agency Bond / Note</b>											
FFCB BONDS (CALLABLE) DTD 02/19/2010 1.670% 02/19/2013	31331JEK5	25,000,000.00	AAA	Aaa	02/19/10	02/22/10	24,887,500.00	1.83	153,083.33	24,937,847.25	25,051,950.00
FNMA GLOBAL BENCHMRK NOTES (EX-CALLABLE) DTD 02/18/2003 4.750% 02/21/2013	31359MQV8	20,000,000.00	AAA	Aaa	02/04/11	02/07/11	21,530,800.00	0.95	343,055.56	21,232,696.00	21,394,860.00
FFCB BONDS DTD 01/15/2010 1.750% 02/21/2013	31331JBV4	25,000,000.00	AAA	Aaa	02/11/10	02/12/10	25,035,250.00	1.70	157,986.11	25,019,300.50	25,490,550.00
FNMA GLOBAL BENCHMRK NOTES (EX-CALLABLE) DTD 02/18/2003 4.750% 02/21/2013	31359MOV8	25,000,000.00	AAA	Aaa	12/16/10	12/17/10	27,054,375.00	0.93	428,819.44	26,549,896.25	26,743,575.00
FHLMC NOTES DTD 02/04/2011 0.750% 03/28/2013	3137EACS6	25,000,000.00	AAA	Aaa	02/04/11	02/07/11	24,881,750.00	0.97	48,437.50	24,903,630.00	25,128,350.00
FFCB BONDS DTD 04/15/2010 1.875% 04/15/2013	31331JKS1	25,000,000.00	AAA	Aaa	04/19/10	04/20/10	25,118,100.00	1.71	98,958.33	25,071,466.75	25,620,225.00
FHLMC FLOATING NOTES DTD 06/17/2011 0.135% 06/17/2013	3134G2MJ8	50,000,000.00	AAA	Aaa	06/09/11	06/17/11	49,949,405.00	0.19	2,630.84	49,950,390.50	49,962,500.00
FNMA GLOBAL NOTES DTD 05/21/2010 1.500% 06/26/2013	31398AT44	25,000,000.00	AAA	Aaa	02/02/11	02/03/11	25,307,750.00	0.98	5,208.33	25,255,541.00	25,499,500.00
FHLB NOTES DTD 11/08/2010 0.500% 06/26/2013	313371PM2	40,565,000.00	AAA	Aaa	01/12/11	01/13/11	40,075,786.10	1.00	2,817.01	40,167,969.66	40,550,680.56
FHLMC GLOBAL REFERENCE NOTES DTD 07/18/2003 4.500% 07/15/2013	3134A4TZ7	25,000,000.00	AAA	Aaa	06/28/11	06/29/11	26,966,500.00	0.62	518,750.00	26,961,198.00	27,030,625.00
FNMA GLOBAL NOTES (EX-CALLABLE) DTD 07/14/2003 4.375% 07/17/2013	31359MSL8	13,500,000.00	AAA	Aaa	01/24/11	01/25/11	14,607,270.00	1.01	269,062.50	14,415,599.70	14,541,984.00
FNMA GLOBAL NOTES (EX-CALLABLE) DTD 07/14/2003 4.375% 07/17/2013	31359MSL8	19,950,000.00	AAA	Aaa	01/20/11	01/21/11	21,609,840.00	0.98	397,614.58	21,316,355.75	21,489,820.80
FNMA NOTES (CALLABLE) DTD 07/29/2010 1.250% 07/29/2013	31398AZ47	3,175,000.00	AAA	Aaa	07/30/10	08/02/10	3,175,000.00	1.25	16,756.94	3,175,000.00	3,177,486.03



### Managed Account Detail of Securities Held

For the Month Ending **June 30, 2011**

**SAN BERNARDINO COUNTY - 76990800**

Security Type/Description Dated Date/Coupon/Maturity	CUSIP	Par	S&P Rating	Moody's Rating	Trade Date	Settle Date	Original Cost	YTM at Cost	Accrued Interest	Amortized Cost	Market Value
<b>Federal Agency Bond / Note</b>											
FNMA NOTES (CALLABLE) DTD 07/29/2010 1.250% 07/29/2013	31398AZ47	25,000,000.00	AAA	Aaa	07/21/10	07/29/10	24,984,750.00	1.27	131,944.44	24,989,377.50	25,019,575.00
FNMA NOTES (CALLABLE) DTD 07/29/2010 1.250% 07/29/2013	31398AZ47	50,000,000.00	AAA	Aaa	07/21/10	07/29/10	49,969,500.00	1.27	263,888.89	49,978,755.00	50,039,150.00
FNMA NOTES DTD 07/09/2010 1.250% 08/20/2013	31398AX31	50,000,000.00	AAA	Aaa	02/01/11	02/02/11	50,324,000.00	0.99	227,430.56	50,271,993.50	50,683,500.00
FNMA NOTES (CALLABLE) DTD 08/27/2010 1.000% 08/27/2013	3136FPCR6	10,390,000.00	AAA	Aaa	08/17/10	08/27/10	10,385,844.00	1.01	35,787.78	10,387,001.45	10,454,345.27
FNMA NOTES (CALLABLE) DTD 08/27/2010 1.000% 08/27/2013	3136FPCR6	39,610,000.00	AAA	Aaa	08/17/10	08/27/10	39,598,117.00	1.01	136,434.44	39,601,426.81	39,855,304.73
FHLB NOTES TAP ISSUE DTD 08/09/2010 1.000% 09/13/2013	313370LB2	25,000,000.00	AAA	Aaa	10/26/10	10/27/10	25,195,250.00	0.73	75,000.00	25,149,647.25	25,214,450.00
FHLB NOTES TAP ISSUE DTD 08/09/2010 1.000% 09/13/2013	313370LB2	25,000,000.00	AAA	Aaa	11/02/10	11/03/10	25,261,750.00	0.63	75,000.00	25,201,699.00	25,214,450.00
FHLB NOTES TAP ISSUE DTD 08/09/2010 1.000% 09/13/2013	313370LB2	25,000,000.00	AAA	Aaa	11/02/10	11/03/10	25,261,775.00	0.63	75,000.00	25,201,718.25	25,214,450.00
FHLB NOTES TAP ISSUE DTD 08/09/2010 1.000% 09/13/2013	313370LB2	25,000,000.00	AAA	Aaa	11/02/10	11/03/10	25,261,780.25	0.63	75,000.00	25,201,722.25	25,214,450.00
FHLB NOTES TAP ISSUE DTD 08/09/2010 1.000% 09/13/2013	313370LB2	25,000,000.00	AAA	Aaa	11/10/10	11/12/10	25,159,475.00	0.77	75,000.00	25,124,037.25	25,214,450.00
FNMA NOTES (EX-CALLABLE) DTD 09/17/2010 1.125% 09/17/2013	31398A3L4	1,980,000.00	AAA	Aaa	09/21/10	09/22/10	1,979,901.00	1.13	6,435.00	1,979,927.02	2,002,352.22
FNMA NOTES (EX-CALLABLE) DTD 09/17/2010 1.125% 09/17/2013	31398A3L4	12,500,000.00	AAA	Aaa	09/21/10	09/22/10	12,499,750.00	1.13	40,625.00	12,499,818.13	12,641,112.50
FNMA NOTES (EX-CALLABLE) DTD 09/17/2010 1.125% 09/17/2013	31398A3L4	12,500,000.00	AAA	Aaa	09/21/10	09/22/10	12,499,750.00	1.13	40,625.00	12,499,818.13	12,641,112.50
FHLMC GLOBAL REFERENCE NOTES DTD 08/20/2008 4.125% 09/27/2013	3137EABS7	25,000,000.00	AAA	Aaa	12/01/10	12/02/10	27,217,500.00	0.93	269,270.83	26,765,615.25	26,949,425.00



**Managed Account Detail of Securities Held**

For the Month Ending **June 30, 2011**

**SAN BERNARDINO COUNTY - 76990800**

<b>Security Type/Description Dated Date/Coupon/Maturity</b>	<b>CUSIP</b>	<b>Par</b>	<b>S&amp;P Rating</b>	<b>Moody's Rating</b>	<b>Trade Date</b>	<b>Settle Date</b>	<b>Original Cost</b>	<b>YTM at Cost</b>	<b>Accrued Interest</b>	<b>Amortized Cost</b>	<b>Market Value</b>
<b>Federal Agency Bond / Note</b>											
FHLMC GLOBAL REFERENCE NOTES DTD 08/20/2008 4.125% 09/27/2013	3137EABS7	25,000,000.00	AAA	Aaa	12/07/10	12/08/10	27,185,500.00	0.96	269,270.83	26,750,488.25	26,949,425.00
FNMA NOTES DTD 08/02/2010 1.125% 09/30/2013	31398A2M3	25,000,000.00	AAA	Aaa	09/09/10	09/10/10	25,041,250.00	1.07	71,093.75	25,030,449.25	25,277,625.00
FNMA NOTES (EX-CALLABLE) DTD 10/08/2010 1.125% 10/08/2013	31398A4H2	25,000,000.00	AAA	Aaa	09/23/10	10/08/10	25,000,000.00	1.13	64,843.75	25,000,000.00	25,274,625.00
FNMA NOTES (CALLABLE) DTD 10/18/2010 1.000% 10/18/2013	31398A4Q2	5,000,000.00	AAA	Aaa	09/28/10	10/18/10	5,000,000.00	1.00	10,138.89	5,000,000.00	5,011,700.00
FNMA NOTES (CALLABLE) DTD 10/18/2010 1.000% 10/18/2013	31398A4Q2	5,000,000.00	AAA	Aaa	09/28/10	10/18/10	5,000,000.00	1.00	10,138.89	5,000,000.00	5,011,700.00
FNMA NOTES (CALLABLE) DTD 10/18/2010 1.000% 10/18/2013	31398A4Q2	5,000,000.00	AAA	Aaa	09/28/10	10/18/10	5,000,000.00	1.00	10,138.89	5,000,000.00	5,011,700.00
FNMA NOTES (CALLABLE) DTD 10/18/2010 1.000% 10/18/2013	31398A4Q2	5,000,000.00	AAA	Aaa	09/28/10	10/18/10	5,000,000.00	1.00	10,138.89	5,000,000.00	5,011,700.00
FNMA STEP-RATE NOTES (CALLABLE) DTD 10/18/2010 0.625% 10/18/2013	3136FPNT0	25,000,000.00	AAA	Aaa	10/08/10	10/18/10	24,992,500.00	1.05	31,684.03	25,067,169.25	25,020,250.00
FHLMC NOTES DTD 08/20/2010 0.875% 10/28/2013	3137EACL1	25,000,000.00	AAA	Aaa	09/02/10	09/03/10	24,903,675.75	1.00	38,281.25	24,928,648.50	25,115,125.00
FNMA NOTES (CALLABLE) DTD 11/15/2010 0.900% 11/15/2013	31398A5S7	50,000,000.00	AAA	Aaa	11/01/10	11/15/10	50,025,000.00	0.88	57,500.00	50,009,325.50	50,132,400.00
FNMA NOTES (CALLABLE) DTD 11/29/2010 1.000% 11/29/2013	31398A6L1	25,000,000.00	AAA	Aaa	11/12/10	11/29/10	24,957,500.00	1.06	22,222.22	24,965,739.50	25,059,800.00
FHLB NOTES DTD 11/09/2010 0.500% 12/13/2013	313371PU4	845,000.00	AAA	Aaa	12/14/10	12/15/10	827,170.50	1.22	211.25	830,366.96	840,667.69
FHLB NOTES DTD 11/09/2010 0.500% 12/13/2013	313371PU4	18,610,000.00	AAA	Aaa	12/14/10	12/15/10	18,217,329.00	1.22	4,652.50	18,287,726.72	18,514,586.53
FNMA NOTES DTD 11/01/2010 0.750% 12/18/2013	31398A5W8	5,545,000.00	AAA	Aaa	03/22/11	03/23/11	5,479,846.25	1.19	1,501.77	5,486,250.61	5,544,190.43



**Managed Account Detail of Securities Held**

For the Month Ending **June 30, 2011**

**SAN BERNARDINO COUNTY - 76990800**

Security Type/Description Dated Date/Coupon/Maturity	CUSIP	Par	S&P Rating	Moody's Rating	Trade Date	Settle Date	Original Cost	YTM at Cost	Accrued Interest	Amortized Cost	Market Value
<b>Federal Agency Bond / Note</b>											
FNMA NOTES DTD 11/01/2010 0.750% 12/18/2013	31398A5W8	25,000,000.00	AAA	Aaa	11/16/10	11/17/10	24,818,000.00	0.99	6,770.83	24,854,233.75	24,996,350.00
FNMA GLOBAL NOTES (CALLABLE) DTD 01/27/2011 1.375% 01/27/2014	3135G0AH6	25,000,000.00	AAA	Aaa	01/26/11	01/27/11	24,992,500.00	1.39	147,048.61	24,993,551.00	25,129,950.00
FNMA GLOBAL NOTES (CALLABLE) DTD 01/27/2011 1.375% 01/27/2014	3135G0AH6	26,225,000.00	AAA	Aaa	01/26/11	01/27/11	26,216,608.00	1.39	154,253.99	26,217,784.19	26,361,317.55
FHLMC NOTES (CALLABLE) DTD 02/03/2011 1.375% 02/03/2014	3134G1X66	50,000,000.00	AAA	Aaa	01/25/11	02/03/11	49,905,000.00	1.44	282,638.89	49,917,786.00	50,043,350.00
FHLMC NOTES DTD 01/06/2011 1.375% 02/25/2014	3137EACR8	25,000,000.00	AAA	Aaa	02/03/11	02/04/11	24,952,750.00	1.44	167,100.69	24,959,121.75	25,365,775.00
FHLMC NOTES DTD 06/02/2011 1.000% 07/30/2014	3137EACU1	25,000,000.00	AAA	Aaa	06/14/11	06/15/11	25,020,500.00	0.97	20,138.89	25,020,220.50	24,969,775.00

<b>Security Type Sub-Total</b>		<b>1,949,684,000.00</b>					<b>1,966,026,966.92</b>	<b>1.01</b>	<b>7,639,262.66</b>	<b>1,961,683,569.74</b>	<b>1,972,477,368.70</b>
--------------------------------	--	-------------------------	--	--	--	--	-------------------------	-------------	---------------------	-------------------------	-------------------------

<b>Commercial Paper</b>											
GENERAL ELEC CAP SVCS COMM PAPER -- 0.000% 07/01/2011	36959SU19	25,000,000.00	A-1+	P-1	03/30/11	03/30/11	24,985,145.83	0.23	0.00	25,000,000.00	24,999,975.00
GENERAL ELECTRIC CO COMM PAPER -- 0.000% 07/01/2011	36960MU19	25,000,000.00	A-1+	P-1	06/15/11	06/16/11	24,998,750.00	0.12	0.00	25,000,000.00	24,999,975.00
RABOBANK USA FIN CORP COMM PAPER -- 0.000% 07/01/2011	74977LU13	25,000,000.00	A-1+	P-1	06/21/11	06/21/11	24,999,444.44	0.08	0.00	25,000,000.00	24,999,950.00
CREDIT AGRICOLE NA COMM PAPER -- 0.000% 07/01/2011	22532CU10	25,000,000.00	A-1	P-1	06/30/11	06/30/11	24,999,951.39	0.07	0.00	25,000,000.00	24,999,950.00
SOCIETE GENERALE NA COMM PAPER -- 0.000% 07/01/2011	83365SU19	25,000,000.00	A-1	P-1	06/30/11	06/30/11	24,999,972.22	0.04	0.00	25,000,000.00	24,999,925.00
GENERAL ELECTRIC CO COMM PAPER -- 0.000% 07/01/2011	36960MU19	40,000,000.00	A-1+	P-1	06/09/11	06/09/11	39,997,066.67	0.12	0.00	40,000,000.00	39,999,960.00
RABOBANK USA FIN CORP COMM PAPER -- 0.000% 07/01/2011	74977LU13	50,000,000.00	A-1+	P-1	06/21/11	06/21/11	49,998,888.89	0.08	0.00	50,000,000.00	49,999,900.00



**Managed Account Detail of Securities Held**

For the Month Ending **June 30, 2011**

**SAN BERNARDINO COUNTY - 76990800**

Security Type/Description Dated Date/Coupon/Maturity	CUSIP	Par	S&P Rating	Moody's Rating	Trade Date	Settle Date	Original Cost	YTM at Cost	Accrued Interest	Amortized Cost	Market Value
<b>Commercial Paper</b>											
CREDIT AGRICOLE NA COMM PAPER -- 0.000% 07/01/2011	22532CU10	50,000,000.00	A-1	P-1	06/30/11	06/30/11	49,999,902.78	0.07	0.00	50,000,000.00	49,999,900.00
CREDIT AGRICOLE NA COMM PAPER -- 0.000% 07/01/2011	22532CU10	50,000,000.00	A-1	P-1	06/30/11	06/30/11	49,999,902.78	0.07	0.00	50,000,000.00	49,999,900.00
CREDIT AGRICOLE NA COMM PAPER -- 0.000% 07/01/2011	22532CU10	50,000,000.00	A-1	P-1	06/30/11	06/30/11	49,999,902.78	0.07	0.00	50,000,000.00	49,999,900.00
SOCIETE GENERALE NA COMM PAPER -- 0.000% 07/01/2011	83365SU19	50,000,000.00	A-1	P-1	06/30/11	06/30/11	49,999,944.44	0.04	0.00	50,000,000.00	49,999,850.00
SOCIETE GENERALE NA COMM PAPER -- 0.000% 07/01/2011	83365SU19	50,000,000.00	A-1	P-1	06/30/11	06/30/11	49,999,944.44	0.04	0.00	50,000,000.00	49,999,850.00
SOCIETE GENERALE NA COMM PAPER -- 0.000% 07/01/2011	83365SU19	50,000,000.00	A-1	P-1	06/30/11	06/30/11	49,999,944.44	0.04	0.00	50,000,000.00	49,999,850.00
US BANK NA COMM PAPER -- 0.000% 07/06/2011	9033E1U69	50,000,000.00	A-1+	P-1	06/29/11	06/29/11	49,999,416.67	0.06	0.00	49,999,583.50	49,999,250.00
US BANK NA COMM PAPER -- 0.000% 07/06/2011	9033E1U69	50,000,000.00	A-1+	P-1	06/29/11	06/29/11	49,999,416.67	0.06	0.00	49,999,583.50	49,999,250.00
NORDEA NORTH AMERICA INC COMM PAPER -- 0.000% 07/14/2011	6555P1UE5	15,000,000.00	A-1+	P-1	04/13/11	04/13/11	14,992,525.00	0.20	0.00	14,998,943.70	14,999,370.00
NORDEA NORTH AMERICA INC COMM PAPER -- 0.000% 07/18/2011	6555P1UJ4	25,000,000.00	A-1+	P-1	04/21/11	04/21/11	24,987,777.78	0.20	0.00	24,997,639.00	24,998,575.00
RABOBANK USA FIN CORP COMM PAPER -- 0.000% 08/01/2011	74977LV12	25,000,000.00	A-1+	P-1	02/02/11	02/03/11	24,955,250.00	0.36	0.00	24,992,250.00	24,998,600.00
GENERAL ELEC CAP CORP COMM PAPER -- 0.000% 08/01/2011	36959JV18	45,000,000.00	A-1+	P-1	04/29/11	04/29/11	44,982,375.00	0.15	0.00	44,994,187.35	44,998,200.00
BNP PARIBAS FINANCE INC COMM PAPER -- 0.000% 08/01/2011	0556N1V18	50,000,000.00	A-1+	P-1	05/02/11	05/02/11	49,967,138.89	0.26	0.00	49,988,805.50	49,993,600.00



**Managed Account Detail of Securities Held**

For the Month Ending **June 30, 2011**

**SAN BERNARDINO COUNTY - 76990800**

Security Type/Description Dated Date/Coupon/Maturity	CUSIP	Par	S&P Rating	Moody's Rating	Trade Date	Settle Date	Original Cost	YTM at Cost	Accrued Interest	Amortized Cost	Market Value
<b>Commercial Paper</b>											
NORDEA NORTH AMERICA INC COMM PAPER -- 0.000% 08/02/2011	6555P1V20	25,000,000.00	A-1+	P-1	05/02/11	05/02/11	24,987,222.22	0.20	0.00	24,995,555.50	24,996,650.00
NORDEA NORTH AMERICA INC COMM PAPER -- 0.000% 08/02/2011	6555P1V20	25,000,000.00	A-1+	P-1	05/04/11	05/04/11	24,987,500.00	0.20	0.00	24,995,555.50	24,996,650.00
BNP PARIBAS FINANCE INC COMM PAPER -- 0.000% 08/11/2011	0556N1VB6	25,000,000.00	A-1+	P-1	05/12/11	05/12/11	24,984,833.33	0.24	0.00	24,993,166.75	24,995,225.00
BNP PARIBAS FINANCE INC COMM PAPER -- 0.000% 09/01/2011	0556N1W17	25,000,000.00	A-1+	P-1	06/07/11	06/07/11	24,986,263.89	0.23	0.00	24,990,097.25	24,991,950.00
<b>Security Type Sub-Total</b>		<b>875,000,000.00</b>					<b>874,808,480.55</b>	<b>0.12</b>	<b>0.00</b>	<b>874,945,367.55</b>	<b>874,966,205.00</b>
<b>Certificate of Deposit</b>											
TORONTO DOMINION BANK NY CERT DEPOS DTD 03/09/2011 0.235% 07/01/2011	89112YWS8	25,000,000.00	A-1+	P-1	03/09/11	03/09/11	25,000,000.00	0.24	18,604.17	25,000,000.00	25,000,052.50
WESTPAC BANKING CORP NY CERT DEPOS DTD 04/01/2011 0.220% 07/01/2011	96121TDD7	50,000,000.00	A-1+	P-1	03/31/11	04/01/11	50,000,000.00	0.22	27,805.56	50,000,000.00	50,000,085.00
WESTPAC BANKING CORP NY CERT DEPOS DTD 04/05/2011 0.210% 07/05/2011	96121TDH8	50,000,000.00	A-1+	P-1	04/04/11	04/05/11	50,000,000.00	0.21	25,375.00	50,000,000.00	50,000,315.00
NORDEA BANK FINLAND NY CERT DEPOS DTD 04/18/2011 0.210% 07/18/2011	65557VQR5	50,000,000.00	A-1+	P-1	04/18/11	04/18/11	50,000,000.00	0.21	21,583.33	50,000,000.00	50,000,805.00
NORDEA BANK FINLAND NY CERT DEPOS DTD 04/21/2011 0.190% 07/20/2011	65557VRA1	25,000,000.00	A-1+	P-1	04/21/11	04/21/11	25,000,000.00	0.19	9,368.06	25,000,000.00	25,000,140.00
NORDEA BANK FINLAND NY CERT DEPOS DTD 05/04/2011 0.200% 08/03/2011	65557VSA0	25,000,000.00	A-1+	P-1	05/04/11	05/04/11	25,000,000.00	0.20	8,055.56	25,000,000.00	25,000,105.00
BNP PARIBAS SF CERT DEPOS DTD 05/12/2011 0.240% 08/12/2011	05572NDE3	35,000,000.00	A-1+	P-1	05/12/11	05/12/11	35,000,000.00	0.24	11,666.67	35,000,000.00	35,001,358.00
SVENSKA HANDELSBANKEN NY CERT DEPOS DTD 05/18/2011 0.195% 08/18/2011	86959BUD5	15,000,000.00	A-1+	P-1	05/18/11	05/18/11	15,000,574.80	0.18	3,575.00	15,000,299.85	14,999,580.90





### Managed Account Detail of Securities Held

For the Month Ending **June 30, 2011**

**SAN BERNARDINO COUNTY - 76990800**

Security Type/Description Dated Date/Coupon/Maturity	CUSIP	Par	S&P Rating	Moody's Rating	Trade Date	Settle Date	Original Cost	YTM at Cost	Accrued Interest	Amortized Cost	Market Value
<b>Certificate of Deposit</b>											
SVENSKA HANDELSBANKEN NY CERT DEPOS DTD 05/18/2011 0.195% 08/18/2011	86959BUD5	50,000,000.00	A-1+	P-1	05/23/11	05/23/11	50,001,811.12	0.18	11,916.67	50,000,999.00	49,998,603.00
BNP PARIBAS SF CERT DEPOS DTD 06/01/2011 0.220% 09/01/2011	05572NDS2	50,000,000.00	A-1+	P-1	06/01/11	06/01/11	50,000,000.00	0.22	9,166.67	50,000,000.00	49,998,947.00
ROYAL BANK OF CANADA NY CERT DEPOS DTD 04/07/2011 0.240% 09/06/2011	78009J4X0	25,000,000.00	A-1+	P-1	04/07/11	04/07/11	25,000,000.00	0.24	14,166.67	25,000,000.00	25,000,220.00
SVENSKA HANDELSBANKEN NY CERT DEPOS DTD 06/08/2011 0.185% 09/06/2011	86959BUX1	35,000,000.00	A-1+	P-1	06/08/11	06/08/11	35,000,437.30	0.18	4,136.81	35,000,325.50	34,996,682.00
CBA AUSTRALIA CERT DEPOS DTD 03/10/2011 0.290% 09/09/2011	20271EGO6	25,000,000.00	A-1+	P-1	03/09/11	03/10/11	25,000,000.00	0.29	22,756.94	25,000,000.00	25,002,597.50
ROYAL BANK OF CANADA NY CERT DEPOS DTD 03/30/2011 0.240% 09/30/2011	78009J4G7	25,000,000.00	A-1+	P-1	03/30/11	03/30/11	25,000,000.00	0.24	15,500.00	25,000,000.00	24,999,299.25
CBA AUSTRALIA CERT DEPOS DTD 04/07/2011 0.270% 10/07/2011	20271EGS2	50,000,000.00	A-1+	P-1	04/05/11	04/07/11	50,000,000.00	0.27	31,875.00	50,000,000.00	50,001,560.00
ROYAL BANK OF CANADA NY CERT DEPOS DTD 04/11/2011 0.250% 10/11/2011	78009J5B7	25,000,000.00	A-1+	P-1	04/11/11	04/11/11	25,000,000.00	0.25	14,062.50	25,000,000.00	24,999,069.25
RABOBANK NEDERLAND NV NY CERT DEPOS DTD 05/19/2011 0.210% 10/17/2011	74977MWJ0	25,000,000.00	A-1+	P-1	05/18/11	05/19/11	25,000,000.00	0.21	6,270.83	25,000,000.00	24,995,498.50
RABOBANK NEDERLAND NV NY CERT DEPOS DTD 05/03/2011 0.260% 10/31/2011	74977MVP7	25,000,000.00	A-1+	P-1	04/29/11	05/03/11	25,000,000.00	0.26	10,652.78	25,000,000.00	24,997,874.25
RABOBANK NEDERLAND NV NY CERT DEPOS DTD 05/12/2011 0.250% 11/01/2011	74977MWD3	25,000,000.00	A-1+	P-1	05/10/11	05/12/11	25,000,000.00	0.25	8,680.56	25,000,000.00	24,996,904.25
TORONTO DOMINION BANK NY CERT DEPOS DTD 05/24/2011 0.210% 11/23/2011	89112YF99	25,000,000.00	A-1+	P-1	05/24/11	05/24/11	25,000,000.00	0.21	5,541.67	25,000,000.00	24,989,867.00
TORONTO DOMINION BANK NY CERT DEPOS DTD 06/01/2011 0.220% 12/01/2011	89112YJ53	50,000,000.00	A-1+	P-1	06/01/11	06/01/11	50,000,000.00	0.22	9,166.67	50,000,000.00	49,978,892.00



**Managed Account Detail of Securities Held**

For the Month Ending **June 30, 2011**

**SAN BERNARDINO COUNTY - 76990800**

<b>Security Type/Description Dated Date/Coupon/Maturity</b>	<b>CUSIP</b>	<b>Par</b>	<b>S&amp;P Rating</b>	<b>Moody's Rating</b>	<b>Trade Date</b>	<b>Settle Date</b>	<b>Original Cost</b>	<b>YTM at Cost</b>	<b>Accrued Interest</b>	<b>Amortized Cost</b>	<b>Market Value</b>
<b>Certificate of Deposit</b>											
ROYAL BANK OF CANADA NY CERT DEPOS DTD 06/16/2011 0.250% 12/20/2011	78009J6B6	25,000,000.00	A-1+	P-1	06/20/11	06/20/11	25,000,000.00	0.25	2,604.17	25,000,000.00	24,989,250.50
CBA AUSTRALIA CERT DEPOS DTD 06/30/2011 0.250% 12/28/2011	20271EGU7	25,000,000.00	A-1+	P-1	06/28/11	06/30/11	25,000,000.00	0.25	173.61	25,000,000.00	24,987,658.75
CBA AUSTRALIA CERT DEPOS DTD 06/30/2011 0.250% 12/28/2011	20271EGU7	25,000,000.00	A-1+	P-1	06/29/11	06/30/11	25,000,000.00	0.25	173.61	25,000,000.00	24,987,658.75
<b>Security Type Sub-Total</b>		<b>785,000,000.00</b>					<b>785,002,823.22</b>	<b>0.23</b>	<b>292,878.51</b>	<b>785,001,624.35</b>	<b>784,923,023.40</b>
<b>Managed Account Sub-Total</b>		<b>4,085,684,000.00</b>					<b>4,105,917,129.05</b>	<b>0.65</b>	<b>9,799,480.06</b>	<b>4,099,215,446.89</b>	<b>4,112,203,515.10</b>
<b>Securities Sub-Total</b>		<b>\$4,085,684,000.00</b>					<b>\$4,105,917,129.05</b>	<b>0.65%</b>	<b>\$9,799,480.06</b>	<b>\$4,099,215,446.89</b>	<b>\$4,112,203,515.10</b>
<b>Accrued Interest</b>											<b>\$9,799,480.06</b>
<b>Total Investments</b>											<b>\$4,122,002,995.16</b>

Bolded items are forward settling trades.



**Managed Account Fair Market Value & Analytics**

For the Month Ending **June 30, 2011**

**SAN BERNARDINO COUNTY - 76990800**

<b>Security Type/Description</b>	<b>CUSIP</b>	<b>Par</b>	<b>Broker</b>	<b>Next Call Date</b>	<b>Market Price</b>	<b>Market Value</b>	<b>Unreal G/L On Cost</b>	<b>Unreal G/L Amort Cost</b>	<b>Duration to Worst</b>	<b>YTM at Mkt</b>
<b>U.S. Treasury Bond / Note</b>										
US TREASURY NOTES DTD 07/31/2006 4.875% 07/31/2011	912828FN5	25,000,000.00	CSFB		100.40	25,099,600.00	(1,806,650.00)	20,742.75	0.09	0.22
US TREASURY NOTES DTD 04/30/2010 1.000% 04/30/2012	912828NB2	50,000,000.00	GOLDMAN		100.66	50,332,000.00	(46,906.25)	1,645.00	0.83	0.20
US TREASURY NOTES DTD 05/15/2009 1.375% 05/15/2012	912828KP4	5,000,000.00	DEUTSCHE		101.01	5,050,390.00	101,561.88	65,858.80	0.87	0.22
US TREASURY NOTES DTD 05/15/2009 1.375% 05/15/2012	912828KP4	10,000,000.00	CITIGRP		101.01	10,100,780.00	262,498.75	149,816.10	0.87	0.22
US TREASURY NOTES DTD 05/15/2009 1.375% 05/15/2012	912828KP4	10,000,000.00	CSFB		101.01	10,100,780.00	248,436.25	145,569.60	0.87	0.22
US TREASURY NOTES DTD 05/15/2009 1.375% 05/15/2012	912828KP4	25,000,000.00	DEUTSCHE		101.01	25,251,950.00	163,082.82	214,828.00	0.87	0.22
US TREASURY NOTES DTD 06/30/2010 0.625% 06/30/2012	912828NS5	50,000,000.00	BK AMER		100.39	50,195,500.00	(13,484.38)	5,421.50	1.00	0.23
US TREASURY NOTES DTD 01/15/2010 1.375% 01/15/2013	912828MG2	25,000,000.00	DEUTSCHE		101.55	25,386,725.00	83,990.62	158,619.75	1.52	0.37
US TREASURY NOTES DTD 03/15/2010 1.375% 03/15/2013	912828MT4	25,000,000.00	CITIGRP		101.64	25,410,250.00	99,703.12	167,529.00	1.69	0.41
US TREASURY NOTES DTD 06/15/2010 1.125% 06/15/2013	912828NH9	25,000,000.00	DEUTSCHE		101.29	25,323,250.00	206,062.50	219,531.25	1.94	0.46
US TREASURY NOTES DTD 06/15/2010 1.125% 06/15/2013	912828NH9	25,000,000.00	BK AMER		101.29	25,323,250.00	213,875.00	226,319.75	1.94	0.46
US TREASURY NOTES DTD 07/15/2010 1.000% 07/15/2013	912828NN6	25,000,000.00	GOLDMAN		101.06	25,265,750.00	237,429.69	240,302.25	2.01	0.48
US TREASURY NOTES DTD 07/15/2010 1.000% 07/15/2013	912828NN6	25,000,000.00	JPMCHASE		101.06	25,265,750.00	265,750.00	265,750.00	2.01	0.48
<b>Security Type Sub-Total</b>		<b>325,000,000.00</b>				<b>328,105,975.00</b>	<b>15,350.00</b>	<b>1,881,933.75</b>	<b>1.28</b>	<b>0.32</b>

**U.S. Government Supported Corporate Debt**



**Managed Account Fair Market Value & Analytics**

For the Month Ending **June 30, 2011**

**SAN BERNARDINO COUNTY - 76990800**

<b>Security Type/Description</b>	<b>Dated Date/Coupon/Maturity</b>	<b>CUSIP</b>	<b>Par</b>	<b>Broker</b>	<b>Next Call Date</b>	<b>Market Price</b>	<b>Market Value</b>	<b>Unreal G/L On Cost</b>	<b>Unreal G/L Amort Cost</b>	<b>Duration to Worst</b>	<b>YTM at Mkt</b>
<b>U.S. Government Supported Corporate Debt</b>											
GOLDMAN SACHS GROUP INC (FDIC) GL NOTES DTD 01/21/2009 1.625% 07/15/2011		38146FAF8	25,000,000.00	CITIGRP		100.04	25,009,850.00	78,350.00	10,949.50	0.04	0.67
GOLDMAN SACHS GROUP INC (FDIC) GL NOTES DTD 01/21/2009 1.625% 07/15/2011		38146FAF8	25,000,000.00	GOLDMAN		100.04	25,009,850.00	(140,650.00)	6,819.00	0.04	0.67
GENERAL ELEC CAP CORP (FDIC) GLOBAL NOTE DTD 03/12/2009 2.250% 03/12/2012		36967HAN7	25,000,000.00	DEUTSCHE		101.44	25,359,325.00	(198,425.00)	162,485.50	0.69	0.19
CITIGROUP FUNDING INC (FDIC) GLOBAL NOTE DTD 03/30/2009 2.000% 03/30/2012		17314AAF9	25,000,000.00	CSFB		101.41	25,352,075.00	(95,297.25)	187,224.25	0.74	0.12
<b>Security Type Sub-Total</b>			<b>100,000,000.00</b>				<b>100,731,100.00</b>	<b>(356,022.25)</b>	<b>367,478.25</b>	<b>0.38</b>	<b>0.41</b>
<b>Money Market Fund</b>											
FEDERATED PRIME OBLIGATION MUTUAL		60934N203	1,000,000.00			1.00	1,000,000.00	0.00	0.00	0.00	0.01
FEDERATED GOVT OBLIGATIONS FUND		60934N104	25,000,000.00			1.00	25,000,000.00	0.00	0.00	0.00	0.01
<b>Security Type Sub-Total</b>			<b>26,000,000.00</b>				<b>26,000,000.00</b>	<b>0.00</b>	<b>0.00</b>	<b>0.00</b>	<b>0.01</b>
<b>Federal Agency Discount Note</b>											
FNMA DISC NOTE -- 0.000% 07/11/2011		313588HZ1	25,000,000.00	MIZUHO		100.00	24,999,843.00	98,731.89	2,620.75	0.03	0.02
<b>Security Type Sub-Total</b>			<b>25,000,000.00</b>				<b>24,999,843.00</b>	<b>98,731.89</b>	<b>2,620.75</b>	<b>0.03</b>	<b>0.02</b>
<b>Federal Agency Bond / Note</b>											
FHLB GLOBAL BONDS DTD 06/12/2009 1.625% 07/27/2011		3133XTXH4	11,100,000.00	JPMCHASE		100.11	11,112,221.10	(117,171.60)	4,077.14	0.08	0.16
FFCB BONDS DTD 06/25/2008 3.875% 08/25/2011		31331YZ86	25,000,000.00	BARCLAYS		100.57	25,141,500.00	(376,500.00)	112,738.50	0.15	0.17



**Managed Account Fair Market Value & Analytics**

For the Month Ending **June 30, 2011**

**SAN BERNARDINO COUNTY - 76990800**

<b>Security Type/Description</b>	<b>CUSIP</b>	<b>Par</b>	<b>Broker</b>	<b>Next Call Date</b>	<b>Market Price</b>	<b>Market Value</b>	<b>Unreal G/L On Cost</b>	<b>Unreal G/L Amort Cost</b>	<b>Duration to Worst</b>	<b>YTM at Mkt</b>
<b>Federal Agency Bond / Note</b>										
FFCB BONDS DTD 06/25/2008 3.875% 08/25/2011	31331YZ86	50,000,000.00	BARCLAYS		100.57	50,283,000.00	(611,000.00)	233,333.50	0.15	0.17
FHLMC (FLOATING) MTN DTD 04/26/2010 0.186% 10/26/2011	3134G1BL7	20,800,000.00	MIZUHO		100.03	20,805,907.20	10,067.20	10,067.20	0.32	0.10
FFCB BONDS (FLOATING) DTD 11/02/2009 0.170% 11/02/2011	31331G2M0	25,000,000.00	MORGANST		100.02	25,004,575.00	4,575.00	4,575.00	0.34	0.12
FFCB BONDS DTD 01/12/2010 1.100% 01/12/2012	31331JBL6	25,000,000.00	UBS AG		100.47	25,116,800.00	51,800.00	98,490.75	0.53	0.22
FHLB BONDS DTD 12/24/2009 1.050% 02/24/2012	3133XWFP9	25,000,000.00	CSFB		100.49	25,123,000.00	268,750.00	167,313.75	0.65	0.29
FHLB GLOBAL BONDS DTD 03/19/2010 1.125% 05/18/2012	3133XXPV3	25,000,000.00	UBS AG		100.71	25,177,650.00	141,900.00	161,953.25	0.88	0.32
FFCB NOTES (FLOAT) DTD 08/23/2010 0.195% 05/23/2012	31331JZB2	25,000,000.00	GOLDMAN		100.03	25,007,450.00	9,525.00	9,525.00	0.90	0.17
FHLMC GLOBAL NOTES DTD 05/21/2009 1.750% 06/15/2012	3137EACC1	25,000,000.00	CITIGRP		101.37	25,341,925.00	12,175.00	190,310.50	0.95	0.32
<b>FHLB NOTES (CALLABLE) DTD 07/14/2011 0.350% 07/25/2012</b>	<b>313374KV1</b>	<b>50,000,000.00</b>	<b>CITIGRP</b>	<b>10/14/11</b>	<b>99.89</b>	<b>49,942,900.00</b>	<b>(47,100.00)</b>	<b>(47,100.00)</b>	<b>1.03</b>	<b>0.46</b>
FHLB GLOBAL BONDS DTD 07/23/2009 1.750% 08/22/2012	3133XUE41	50,000,000.00	CSFB		101.59	50,794,750.00	1,027,250.00	883,309.00	1.13	0.36
FHLMC GLOBAL REFERENCE NOTES DTD 08/06/2009 2.125% 09/21/2012	3137EACE7	25,000,000.00	BARCLAYS		102.15	25,536,925.00	143,925.00	359,816.50	1.21	0.37
FHLMC NOTES (FLOATING) DTD 10/12/2010 0.220% 10/12/2012	3134G1WN0	25,000,000.00	GILFORD		100.03	25,008,075.00	5,575.00	8,075.00	1.28	0.20
FNMA NOTES (CALLABLE) DTD 11/01/2010 0.550% 11/01/2012	31398A5B4	25,000,000.00	MIZUHO	11/01/11	100.10	25,024,875.00	24,875.00	24,875.00	0.34	0.48
FFCB NOTES DTD 11/02/2010 0.400% 11/02/2012	31331JY56	20,000,000.00	BARCLAYS		100.02	20,003,960.00	99,560.00	69,860.20	1.33	0.39
FHLMC NOTES DTD 10/08/2010 0.515% 11/26/2012	3134G1WT7	8,400,000.00	GILFORD		100.18	8,414,977.20	36,565.20	30,084.10	1.40	0.39



**Managed Account Fair Market Value & Analytics**

For the Month Ending **June 30, 2011**

**SAN BERNARDINO COUNTY - 76990800**

<b>Security Type/Description</b>	<b>CUSIP</b>	<b>Par</b>	<b>Broker</b>	<b>Next Call Date</b>	<b>Market Price</b>	<b>Market Value</b>	<b>Unreal G/L On Cost</b>	<b>Unreal G/L Amort Cost</b>	<b>Duration to Worst</b>	<b>YTM at Mkt</b>
<b>Federal Agency Bond / Note</b>										
FHLMC NOTES DTD 10/08/2010 0.515% 11/26/2012	3134G1WT7	18,989,000.00	MORGANST		100.18	19,022,857.39	84,558.02	69,337.39	1.40	0.39
FHLB NOTES DTD 10/30/2009 1.746% 11/30/2012	3133XVMF5	25,000,000.00	MORGANST		101.90	25,474,875.00	(6,875.00)	129,278.00	1.40	0.40
FNMA NOTES (FLOATING) DTD 12/03/2010 0.270% 12/03/2012	31398A6V9	25,000,000.00	JPMCHASE		100.11	25,027,100.00	29,600.00	29,600.00	1.43	0.20
FNMA NOTES (FLOATING) DTD 12/03/2010 0.270% 12/03/2012	31398A6V9	50,000,000.00	UBS AG		100.11	50,054,200.00	59,200.00	59,200.00	1.43	0.20
FHLB BONDS DTD 11/04/2009 1.750% 12/14/2012	3133XVNT4	25,000,000.00	BARCLAYS		101.88	25,468,800.00	252,550.00	364,067.75	1.44	0.46
FHLB BONDS DTD 11/04/2009 1.750% 12/14/2012	3133XVNT4	25,000,000.00	GILFORD		101.88	25,468,800.00	429,300.00	449,556.25	1.44	0.46
FHLB BONDS DTD 11/04/2009 1.750% 12/14/2012	3133XVNT4	25,000,000.00	BARCLAYS		101.88	25,468,800.00	(96,450.00)	71,184.75	1.44	0.46
FFCB BONDS DTD 12/24/2009 1.625% 12/24/2012	31331JAB9	25,000,000.00	DIRECT		101.79	25,448,700.00	518,700.00	483,694.25	1.47	0.41
FHLMC NOTES (FLOATING) DTD 01/10/2011 0.270% 01/10/2013	3134G1U69	25,000,000.00	STIFEL		100.09	25,022,925.00	12,725.00	16,685.25	1.52	0.21
FHLMC NOTES (FLOATING) DTD 01/10/2011 0.270% 01/10/2013	3134G1U69	50,000,000.00	UBS AG		100.09	50,045,850.00	66,050.00	66,050.00	1.52	0.21
FFCB NOTES (FLOATING) DTD 01/14/2011 0.250% 01/14/2013	31331J7K3	50,000,000.00	UBS AG		100.06	50,030,500.00	43,000.00	43,000.00	1.53	0.22
FHLB GLOBAL NOTES DTD 12/10/2009 1.500% 01/16/2013	3133XW7L7	25,000,000.00	MORGANST		101.63	25,406,350.00	(7,900.00)	104,380.00	1.52	0.44
FHLMC NOTES (FLOATING) DTD 01/24/2011 0.240% 01/24/2013	3134G1X90	25,000,000.00	UBS AG		100.06	25,014,875.00	32,525.00	32,525.00	1.56	0.21
FFCB BONDS (CALLABLE) DTD 02/19/2010 1.670% 02/19/2013	31331JEK5	25,000,000.00	JPMCHASE	08/19/11	100.21	25,051,950.00	164,450.00	114,102.75	0.14	1.54



**Managed Account Fair Market Value & Analytics**

For the Month Ending **June 30, 2011**

**SAN BERNARDINO COUNTY - 76990800**

<b>Security Type/Description</b>	<b>CUSIP</b>	<b>Par</b>	<b>Broker</b>	<b>Next Call Date</b>	<b>Market Price</b>	<b>Market Value</b>	<b>Unreal G/L On Cost</b>	<b>Unreal G/L Amort Cost</b>	<b>Duration to Worst</b>	<b>YTM at Mkt</b>
<b>Federal Agency Bond / Note</b>										
FNMA GLOBAL BENCHMRK NOTES (EX-CALLABLE) DTD 02/18/2003 4.750% 02/21/2013	31359MOV8	20,000,000.00	CSFB		106.97	21,394,860.00	(135,940.00)	162,164.00	1.57	0.48
FFCB BONDS DTD 01/15/2010 1.750% 02/21/2013	31331JBV4	25,000,000.00	GILFORD		101.96	25,490,550.00	455,300.00	471,249.50	1.61	0.55
FNMA GLOBAL BENCHMRK NOTES (EX-CALLABLE) DTD 02/18/2003 4.750% 02/21/2013	31359MQV8	25,000,000.00	OPPENHIE		106.97	26,743,575.00	(310,800.00)	193,678.75	1.57	0.48
FHLMC NOTES DTD 02/04/2011 0.750% 03/28/2013	3137EACS6	25,000,000.00	BARCLAYS		100.51	25,128,350.00	246,600.00	224,720.00	1.73	0.45
FFCB BONDS DTD 04/15/2010 1.875% 04/15/2013	31331JKS1	25,000,000.00	JPMCHASE		102.48	25,620,225.00	502,125.00	548,758.25	1.76	0.48
FHLMC FLOATING NOTES DTD 06/17/2011 0.135% 06/17/2013	3134G2MJ8	50,000,000.00	BARCLAYS		99.93	49,962,500.00	13,095.00	12,109.50	1.96	0.17
FNMA GLOBAL NOTES DTD 05/21/2010 1.500% 06/26/2013	31398AT44	25,000,000.00	DEUTSCHE		102.00	25,499,500.00	191,750.00	243,959.00	1.96	0.49
FHLB NOTES DTD 11/08/2010 0.500% 06/26/2013	313371PM2	40,565,000.00	MORGANST		99.96	40,550,680.56	474,894.46	382,710.90	1.98	0.52
FHLMC GLOBAL REFERENCE NOTES DTD 07/18/2003 4.500% 07/15/2013	3134A4TZ7	25,000,000.00	BARCLAYS		108.12	27,030,625.00	64,125.00	69,427.00	1.94	0.50
FNMA GLOBAL NOTES (EX-CALLABLE) DTD 07/14/2003 4.375% 07/17/2013	31359MSL8	13,500,000.00	GILFORD		107.72	14,541,984.00	(65,286.00)	126,384.30	1.94	0.58
FNMA GLOBAL NOTES (EX-CALLABLE) DTD 07/14/2003 4.375% 07/17/2013	31359MSL8	19,950,000.00	BARCLAYS		107.72	21,489,820.80	(120,019.20)	173,465.05	1.94	0.58
FNMA NOTES (CALLABLE) DTD 07/29/2010 1.250% 07/29/2013	31398AZ47	3,175,000.00	UBS AG	07/29/11	100.08	3,177,486.03	2,486.03	2,486.03	0.08	1.21
FNMA NOTES (CALLABLE) DTD 07/29/2010 1.250% 07/29/2013	31398AZ47	25,000,000.00	UBS AG	07/29/11	100.08	25,019,575.00	34,825.00	30,197.50	0.08	1.21
FNMA NOTES (CALLABLE) DTD 07/29/2010 1.250% 07/29/2013	31398AZ47	50,000,000.00	BARCLAYS	07/29/11	100.08	50,039,150.00	69,650.00	60,395.00	0.08	1.21



**Managed Account Fair Market Value & Analytics**

For the Month Ending **June 30, 2011**

**SAN BERNARDINO COUNTY - 76990800**

<b>Security Type/Description</b>	<b>CUSIP</b>	<b>Par</b>	<b>Broker</b>	<b>Next Call Date</b>	<b>Market Price</b>	<b>Market Value</b>	<b>Unreal G/L On Cost</b>	<b>Unreal G/L Amort Cost</b>	<b>Duration to Worst</b>	<b>YTM at Mkt</b>
<b>Federal Agency Bond / Note</b>										
FNMA NOTES DTD 07/09/2010 1.250% 08/20/2013	31398AX31	50,000,000.00	JPMCHASE		101.37	50,683,500.00	359,500.00	411,506.50	2.10	0.61
FNMA NOTES (CALLABLE) DTD 08/27/2010 1.000% 08/27/2013	3136FPCR6	10,390,000.00	LOOP CAP	08/27/12	100.62	10,454,345.27	68,501.27	67,343.82	1.15	0.71
FNMA NOTES (CALLABLE) DTD 08/27/2010 1.000% 08/27/2013	3136FPCR6	39,610,000.00	RBC CAP	08/27/12	100.62	39,855,304.73	257,187.73	253,877.92	1.15	0.71
FHLB NOTES TAP ISSUE DTD 08/09/2010 1.000% 09/13/2013	313370LB2	25,000,000.00	USBPJ		100.86	25,214,450.00	19,200.00	64,802.75	2.17	0.61
FHLB NOTES TAP ISSUE DTD 08/09/2010 1.000% 09/13/2013	313370LB2	25,000,000.00	CSFB		100.86	25,214,450.00	(47,300.00)	12,751.00	2.17	0.61
FHLB NOTES TAP ISSUE DTD 08/09/2010 1.000% 09/13/2013	313370LB2	25,000,000.00	RBC CAP		100.86	25,214,450.00	(47,325.00)	12,731.75	2.17	0.61
FHLB NOTES TAP ISSUE DTD 08/09/2010 1.000% 09/13/2013	313370LB2	25,000,000.00	BARCLAYS		100.86	25,214,450.00	(47,330.25)	12,727.75	2.17	0.61
FHLB NOTES TAP ISSUE DTD 08/09/2010 1.000% 09/13/2013	313370LB2	25,000,000.00	CSFB		100.86	25,214,450.00	54,975.00	90,412.75	2.17	0.61
FNMA NOTES (EX-CALLABLE) DTD 09/17/2010 1.125% 09/17/2013	31398A3L4	1,980,000.00	CITIGRP		101.13	2,002,352.22	22,451.22	22,425.20	2.18	0.61
FNMA NOTES (EX-CALLABLE) DTD 09/17/2010 1.125% 09/17/2013	31398A3L4	12,500,000.00	JPMCHASE		101.13	12,641,112.50	141,362.50	141,294.37	2.18	0.61
FNMA NOTES (EX-CALLABLE) DTD 09/17/2010 1.125% 09/17/2013	31398A3L4	12,500,000.00	JPMCHASE		101.13	12,641,112.50	141,362.50	141,294.37	2.18	0.61
FHLMC GLOBAL REFERENCE NOTES DTD 08/20/2008 4.125% 09/27/2013	3137EABS7	25,000,000.00	UBS AG		107.80	26,949,425.00	(268,075.00)	183,809.75	2.14	0.62
FHLMC GLOBAL REFERENCE NOTES DTD 08/20/2008 4.125% 09/27/2013	3137EABS7	25,000,000.00	UBS AG		107.80	26,949,425.00	(236,075.00)	198,936.75	2.14	0.62
FNMA NOTES DTD 08/02/2010 1.125% 09/30/2013	31398A2M3	25,000,000.00	BARCLAYS		101.11	25,277,625.00	236,375.00	247,175.75	2.22	0.63
FNMA NOTES (EX-CALLABLE) DTD 10/08/2010 1.125% 10/08/2013	31398A4H2	25,000,000.00	DEUTSCHE		101.10	25,274,625.00	274,625.00	274,625.00	2.24	0.64





**Managed Account Fair Market Value & Analytics**

For the Month Ending **June 30, 2011**

**SAN BERNARDINO COUNTY - 76990800**

<b>Security Type/Description</b>	<b>CUSIP</b>	<b>Par</b>	<b>Broker</b>	<b>Next Call Date</b>	<b>Market Price</b>	<b>Market Value</b>	<b>Unreal G/L On Cost</b>	<b>Unreal G/L Amort Cost</b>	<b>Duration to Worst</b>	<b>YTM at Mkt</b>
<b>Federal Agency Bond / Note</b>										
FNMA NOTES (CALLABLE) DTD 10/18/2010 1.000% 10/18/2013	31398A4Q2	5,000,000.00	GILFORD	10/18/11	100.23	5,011,700.00	11,700.00	11,700.00	0.30	0.90
FNMA NOTES (CALLABLE) DTD 10/18/2010 1.000% 10/18/2013	31398A4Q2	5,000,000.00	LOOP CAP	10/18/11	100.23	5,011,700.00	11,700.00	11,700.00	0.30	0.90
FNMA NOTES (CALLABLE) DTD 10/18/2010 1.000% 10/18/2013	31398A4Q2	5,000,000.00	OPPENHIE	10/18/11	100.23	5,011,700.00	11,700.00	11,700.00	0.30	0.90
FNMA NOTES (CALLABLE) DTD 10/18/2010 1.000% 10/18/2013	31398A4Q2	5,000,000.00	USBPJ	10/18/11	100.23	5,011,700.00	11,700.00	11,700.00	0.30	0.90
FNMA STEP-RATE NOTES (CALLABLE) DTD 10/18/2010 0.625% 10/18/2013	3136FPNT0	25,000,000.00	CSFB	10/18/11	100.08	25,020,250.00	27,750.00	(46,919.25)	0.30	1.13
FHLMC NOTES DTD 08/20/2010 0.875% 10/28/2013	3137EACL1	25,000,000.00	CSFB		100.46	25,115,125.00	211,449.25	186,476.50	2.30	0.68
FNMA NOTES (CALLABLE) DTD 11/15/2010 0.900% 11/15/2013	31398A5S7	50,000,000.00	JPMCHASE	11/15/11	100.26	50,132,400.00	107,400.00	123,074.50	0.37	0.79
FNMA NOTES (CALLABLE) DTD 11/29/2010 1.000% 11/29/2013	31398A6L1	25,000,000.00	CSFB	11/29/11	100.24	25,059,800.00	102,300.00	94,060.50	0.41	0.90
FHLB NOTES DTD 11/09/2010 0.500% 12/13/2013	313371PU4	845,000.00	RBC CAP		99.49	840,667.69	13,497.19	10,300.73	2.43	0.71
FHLB NOTES DTD 11/09/2010 0.500% 12/13/2013	313371PU4	18,610,000.00	RBC CAP		99.49	18,514,586.53	297,257.53	226,859.81	2.43	0.71
FNMA NOTES DTD 11/01/2010 0.750% 12/18/2013	31398A5W8	5,545,000.00	RBC CAP		99.99	5,544,190.43	64,344.18	57,939.82	2.44	0.76
FNMA NOTES DTD 11/01/2010 0.750% 12/18/2013	31398A5W8	25,000,000.00	CITIGRP		99.99	24,996,350.00	178,350.00	142,116.25	2.44	0.76
FNMA GLOBAL NOTES (CALLABLE) DTD 01/27/2011 1.375% 01/27/2014	3135G0AH6	25,000,000.00	JPMCHASE	01/27/12	100.52	25,129,950.00	137,450.00	136,399.00	0.57	1.17
FNMA GLOBAL NOTES (CALLABLE) DTD 01/27/2011 1.375% 01/27/2014	3135G0AH6	26,225,000.00	BARCLAYS	01/27/12	100.52	26,361,317.55	144,709.55	143,533.36	0.57	1.17
FHLMC NOTES (CALLABLE) DTD 02/03/2011 1.375% 02/03/2014	3134G1X66	50,000,000.00	DEUTSCHE	08/03/11	100.09	50,043,350.00	138,350.00	125,564.00	0.09	1.34



**Managed Account Fair Market Value & Analytics**

For the Month Ending **June 30, 2011**

**SAN BERNARDINO COUNTY - 76990800**

<b>Security Type/Description</b>	<b>Dated Date/Coupon/Maturity</b>	<b>CUSIP</b>	<b>Par</b>	<b>Broker</b>	<b>Next Call Date</b>	<b>Market Price</b>	<b>Market Value</b>	<b>Unreal G/L On Cost</b>	<b>Unreal G/L Amort Cost</b>	<b>Duration to Worst</b>	<b>YTM at Mkt</b>
<b>Federal Agency Bond / Note</b>											
FHLMC NOTES		3137EACR8	25,000,000.00	MORGANST		101.46	25,365,775.00	413,025.00	406,653.25	2.59	0.82
DTD 01/06/2011 1.375% 02/25/2014											
FHLMC NOTES		3137EACU1	25,000,000.00	BARCLAYS		99.88	24,969,775.00	(50,725.00)	(50,445.50)	3.03	1.04
DTD 06/02/2011 1.000% 07/30/2014											
<b>Security Type Sub-Total</b>			<b>1,949,684,000.00</b>				<b>1,972,477,368.70</b>	<b>6,450,401.78</b>	<b>10,793,798.96</b>	<b>1.33</b>	<b>0.55</b>
<b>Commercial Paper</b>											
GENERAL ELEC CAP SVCS COMM PAPER		36959SU19	25,000,000.00	GE CO		100.00	24,999,975.00	14,829.17	(25.00)	0.00	0.04
-- 0.000% 07/01/2011											
GENERAL ELECTRIC CO COMM PAPER		36960MU19	25,000,000.00	GE CO		100.00	24,999,975.00	1,225.00	(25.00)	0.00	0.04
-- 0.000% 07/01/2011											
RABOBANK USA FIN CORP COMM PAPER		74977LU13	25,000,000.00	RABOBANK		100.00	24,999,950.00	505.56	(50.00)	0.00	0.07
-- 0.000% 07/01/2011											
CREDIT AGRICOLE NA COMM PAPER		22532CU10	25,000,000.00	CREDITAG		100.00	24,999,950.00	(1.39)	(50.00)	0.00	0.07
-- 0.000% 07/01/2011											
SOCIETE GENERALE NA COMM PAPER		83365SU19	25,000,000.00	JPMCHASE		100.00	24,999,925.00	(47.22)	(75.00)	0.00	0.11
-- 0.000% 07/01/2011											
GENERAL ELECTRIC CO COMM PAPER		36960MU19	40,000,000.00	GE CO		100.00	39,999,960.00	2,893.33	(40.00)	0.00	0.04
-- 0.000% 07/01/2011											
RABOBANK USA FIN CORP COMM PAPER		74977LU13	50,000,000.00	RABOBANK		100.00	49,999,900.00	1,011.11	(100.00)	0.00	0.07
-- 0.000% 07/01/2011											
CREDIT AGRICOLE NA COMM PAPER		22532CU10	50,000,000.00	CREDITAG		100.00	49,999,900.00	(2.78)	(100.00)	0.00	0.07
-- 0.000% 07/01/2011											
CREDIT AGRICOLE NA COMM PAPER		22532CU10	50,000,000.00	CREDITAG		100.00	49,999,900.00	(2.78)	(100.00)	0.00	0.07
-- 0.000% 07/01/2011											
CREDIT AGRICOLE NA COMM PAPER		22532CU10	50,000,000.00	CREDITAG		100.00	49,999,900.00	(2.78)	(100.00)	0.00	0.07
-- 0.000% 07/01/2011											
SOCIETE GENERALE NA COMM PAPER		83365SU19	50,000,000.00	JPMCHASE		100.00	49,999,850.00	(94.44)	(150.00)	0.00	0.11
-- 0.000% 07/01/2011											



**Managed Account Fair Market Value & Analytics**

For the Month Ending **June 30, 2011**

**SAN BERNARDINO COUNTY - 76990800**

<b>Security Type/Description</b>	<b>CUSIP</b>	<b>Par</b>	<b>Broker</b>	<b>Next Call Date</b>	<b>Market Price</b>	<b>Market Value</b>	<b>Unreal G/L On Cost</b>	<b>Unreal G/L Amort Cost</b>	<b>Duration to Worst</b>	<b>YTM at Mkt</b>
<b>Commercial Paper</b>										
SOCIETE GENERALE NA COMM PAPER -- 0.000% 07/01/2011	83365SU19	50,000,000.00	JPMCHASE		100.00	49,999,850.00	(94.44)	(150.00)	0.00	0.11
SOCIETE GENERALE NA COMM PAPER -- 0.000% 07/01/2011	83365SU19	50,000,000.00	JPMCHASE		100.00	49,999,850.00	(94.44)	(150.00)	0.00	0.11
US BANK NA COMM PAPER -- 0.000% 07/06/2011	9033E1U69	50,000,000.00	US BANK		100.00	49,999,250.00	(166.67)	(333.50)	0.02	0.09
US BANK NA COMM PAPER -- 0.000% 07/06/2011	9033E1U69	50,000,000.00	US BANK		100.00	49,999,250.00	(166.67)	(333.50)	0.02	0.09
NORDEA NORTH AMERICA INC COMM PAPER -- 0.000% 07/14/2011	6555P1UE5	15,000,000.00	GOLDMAN		100.00	14,999,370.00	6,845.00	426.30	0.04	0.11
NORDEA NORTH AMERICA INC COMM PAPER -- 0.000% 07/18/2011	6555P1UJ4	25,000,000.00	CSFB		99.99	24,998,575.00	10,797.22	936.00	0.05	0.11
RABOBANK USA FIN CORP COMM PAPER -- 0.000% 08/01/2011	74977LV12	25,000,000.00	RABOBANK		99.99	24,998,600.00	43,350.00	6,350.00	0.09	0.06
GENERAL ELEC CAP CORP COMM PAPER -- 0.000% 08/01/2011	36959JV18	45,000,000.00	GE CO		100.00	44,998,200.00	15,825.00	4,012.65	0.09	0.05
BNP PARIBAS FINANCE INC COMM PAPER -- 0.000% 08/01/2011	0556N1V18	50,000,000.00	BNP DIR		99.99	49,993,600.00	26,461.11	4,794.50	0.09	0.14
NORDEA NORTH AMERICA INC COMM PAPER -- 0.000% 08/02/2011	6555P1V20	25,000,000.00	CSFB		99.99	24,996,650.00	9,427.78	1,094.50	0.09	0.15
NORDEA NORTH AMERICA INC COMM PAPER -- 0.000% 08/02/2011	6555P1V20	25,000,000.00	CSFB		99.99	24,996,650.00	9,150.00	1,094.50	0.09	0.15
BNP PARIBAS FINANCE INC COMM PAPER -- 0.000% 08/11/2011	0556N1VB6	25,000,000.00	BNP DIR		99.98	24,995,225.00	10,391.67	2,058.25	0.12	0.16
BNP PARIBAS FINANCE INC COMM PAPER -- 0.000% 09/01/2011	0556N1W17	25,000,000.00	BNP DIR		99.97	24,991,950.00	5,686.11	1,852.75	0.17	0.18



**Managed Account Fair Market Value & Analytics**

For the Month Ending **June 30, 2011**

**SAN BERNARDINO COUNTY - 76990800**

Security Type/Description Dated Date/Coupon/Maturity	CUSIP	Par	Broker	Next Call Date	Market Price	Market Value	Unreal G/L On Cost	Unreal G/L Amort Cost	Duration to Worst	YTM at Mkt
<b>Security Type Sub-Total</b>		<b>875,000,000.00</b>				<b>874,966,205.00</b>	<b>157,724.45</b>	<b>20,837.45</b>	<b>0.03</b>	<b>0.09</b>

**Certificate of Deposit**

TORONTO DOMINION BANK NY CERT DEPOS DTD 03/09/2011 0.235% 07/01/2011	89112YWS8	25,000,000.00	TOR DOM		100.00	25,000,052.50	52.50	52.50	0.00	0.16
WESTPAC BANKING CORP NY CERT DEPOS DTD 04/01/2011 0.220% 07/01/2011	96121TDD7	50,000,000.00	MIZUHO		100.00	50,000,085.00	85.00	85.00	0.00	0.16
WESTPAC BANKING CORP NY CERT DEPOS DTD 04/05/2011 0.210% 07/05/2011	96121TDH8	50,000,000.00	MIZUHO		100.00	50,000,315.00	315.00	315.00	0.01	0.16
NORDEA BANK FINLAND NY CERT DEPOS DTD 04/18/2011 0.210% 07/18/2011	65557VQR5	50,000,000.00	NORDEA		100.00	50,000,805.00	805.00	805.00	0.05	0.18
NORDEA BANK FINLAND NY CERT DEPOS DTD 04/21/2011 0.190% 07/20/2011	65557VRA1	25,000,000.00	UBS AG		100.00	25,000,140.00	140.00	140.00	0.05	0.18
NORDEA BANK FINLAND NY CERT DEPOS DTD 05/04/2011 0.200% 08/03/2011	65557VSA0	25,000,000.00	NORDEA		100.00	25,000,105.00	105.00	105.00	0.09	0.20
BNP PARIBAS SF CERT DEPOS DTD 05/12/2011 0.240% 08/12/2011	05572NDE3	35,000,000.00	BNP DIR		100.00	35,001,358.00	1,358.00	1,358.00	0.12	0.21
SVENSKA HANDELSBANKEN NY CERT DEPOS DTD 05/18/2011 0.195% 08/18/2011	86959BUD5	15,000,000.00	JPMCHASE		100.00	14,999,580.90	(993.90)	(718.95)	0.13	0.22
SVENSKA HANDELSBANKEN NY CERT DEPOS DTD 05/18/2011 0.195% 08/18/2011	86959BUD5	50,000,000.00	JPMCHASE		100.00	49,998,603.00	(3,208.12)	(2,396.00)	0.13	0.22
BNP PARIBAS SF CERT DEPOS DTD 06/01/2011 0.220% 09/01/2011	05572NDS2	50,000,000.00	BNP DIR		100.00	49,998,947.00	(1,053.00)	(1,053.00)	0.17	0.23
ROYAL BANK OF CANADA NY CERT DEPOS DTD 04/07/2011 0.240% 09/06/2011	78009J4X0	25,000,000.00	RBC CAP		100.00	25,000,220.00	220.00	220.00	0.19	0.24
SVENSKA HANDELSBANKEN NY CERT DEPOS DTD 06/08/2011 0.185% 09/06/2011	86959BUX1	35,000,000.00	JPMCHASE		99.99	34,996,682.00	(3,755.30)	(3,643.50)	0.19	0.24
CBA AUSTRALIA CERT DEPOS DTD 03/10/2011 0.290% 09/09/2011	20271EGO6	25,000,000.00	ICAP		100.01	25,002,597.50	2,597.50	2,597.50	0.19	0.24



**Managed Account Fair Market Value & Analytics**

For the Month Ending **June 30, 2011**

**SAN BERNARDINO COUNTY - 76990800**

<b>Security Type/Description</b>	<b>Dated Date/Coupon/Maturity</b>	<b>CUSIP</b>	<b>Par</b>	<b>Broker</b>	<b>Next Call Date</b>	<b>Market Price</b>	<b>Market Value</b>	<b>Unreal G/L On Cost</b>	<b>Unreal G/L Amort Cost</b>	<b>Duration to Worst</b>	<b>YTM at Mkt</b>
<b>Certificate of Deposit</b>											
ROYAL BANK OF CANADA NY CERT DEPOS DTD 03/30/2011 0.240% 09/30/2011		78009J4G7	25,000,000.00	RBC CAP		100.00	24,999,299.25	(700.75)	(700.75)	0.25	0.25
CBA AUSTRALIA CERT DEPOS DTD 04/07/2011 0.270% 10/07/2011		20271EGS2	50,000,000.00	ICAP		100.00	50,001,560.00	1,560.00	1,560.00	0.27	0.26
ROYAL BANK OF CANADA NY CERT DEPOS DTD 04/11/2011 0.250% 10/11/2011		78009J5B7	25,000,000.00	RBC CAP		100.00	24,999,069.25	(930.75)	(930.75)	0.28	0.26
RABOBANK NEDERLAND NV NY CERT DEPOS DTD 05/19/2011 0.210% 10/17/2011		74977MWJ0	25,000,000.00	RABOBANK		99.98	24,995,498.50	(4,501.50)	(4,501.50)	0.30	0.27
RABOBANK NEDERLAND NV NY CERT DEPOS DTD 05/03/2011 0.260% 10/31/2011		74977MVP7	25,000,000.00	RABOBANK		99.99	24,997,874.25	(2,125.75)	(2,125.75)	0.34	0.28
RABOBANK NEDERLAND NV NY CERT DEPOS DTD 05/12/2011 0.250% 11/01/2011		74977MWD3	25,000,000.00	RABOBANK		99.99	24,996,904.25	(3,095.75)	(3,095.75)	0.34	0.29
TORONTO DOMINION BANK NY CERT DEPOS DTD 05/24/2011 0.210% 11/23/2011		89112YF99	25,000,000.00	TOR DOM		99.96	24,989,867.00	(10,133.00)	(10,133.00)	0.40	0.31
TORONTO DOMINION BANK NY CERT DEPOS DTD 06/01/2011 0.220% 12/01/2011		89112YJ53	50,000,000.00	TOR DOM		99.96	49,978,892.00	(21,108.00)	(21,108.00)	0.42	0.32
ROYAL BANK OF CANADA NY CERT DEPOS DTD 06/16/2011 0.250% 12/20/2011		78009J6B6	25,000,000.00	RBC CAP		99.96	24,989,250.50	(10,749.50)	(10,749.50)	0.47	0.34
CBA AUSTRALIA CERT DEPOS DTD 06/30/2011 0.250% 12/28/2011		20271EGU7	25,000,000.00	ICAP		99.95	24,987,658.75	(12,341.25)	(12,341.25)	0.49	0.35
CBA AUSTRALIA CERT DEPOS DTD 06/30/2011 0.250% 12/28/2011		20271EGU7	25,000,000.00	ICAP		99.95	24,987,658.75	(12,341.25)	(12,341.25)	0.49	0.35
<b>Security Type Sub-Total</b>			<b>785,000,000.00</b>				<b>784,923,023.40</b>	<b>(79,799.82)</b>	<b>(78,600.95)</b>	<b>0.21</b>	<b>0.24</b>
<b>Managed Account Sub-Total</b>			<b>4,085,684,000.00</b>				<b>4,112,203,515.10</b>	<b>6,286,386.05</b>	<b>12,988,068.21</b>	<b>0.79</b>	<b>0.36</b>



**Managed Account Fair Market Value & Analytics**

For the Month Ending **June 30, 2011**

SAN BERNARDINO COUNTY - 76990800

<b>Securities Sub-Total</b>	<b>\$4,085,684,000.00</b>	<b>\$4,112,203,515.10</b>	<b>\$6,286,386.05</b>	<b>\$12,988,068.21</b>	<b>0.79</b>	<b>0.36%</b>
<b>Accrued Interest</b>		<b>\$9,799,480.06</b>				
<b>Total Investments</b>		<b>\$4,122,002,995.16</b>				

Bolded items are forward settling trades.



**Managed Account Security Transactions & Interest**

For the Month Ending **June 30, 2011**

**SAN BERNARDINO COUNTY - 76990800**

Transaction Type		Security Description	CUSIP	Par	Principal Proceeds	Accrued Interest	Total	Realized G/L Cost	Realized G/L Amort Cost	Sale Method
Trade	Settle									
<b>BUY</b>										
06/01/11	06/01/11	SOCIETE GENERALE NA COMM PAPER -- 0.000% 06/02/2011	83365ST29	50,000,000.00	(49,999,875.00)	0.00	(49,999,875.00)			
06/01/11	06/01/11	BARCLAYS US FUNDING LLC COMM PAPER -- 0.000% 06/02/2011	06737JT21	50,000,000.00	(49,999,861.11)	0.00	(49,999,861.11)			
06/01/11	06/01/11	BARCLAYS US FUNDING LLC COMM PAPER -- 0.000% 06/02/2011	06737JT21	50,000,000.00	(49,999,861.11)	0.00	(49,999,861.11)			
06/01/11	06/01/11	SOCIETE GENERALE NA COMM PAPER -- 0.000% 06/02/2011	83365ST29	20,000,000.00	(19,999,950.00)	0.00	(19,999,950.00)			
06/01/11	06/01/11	SOCIETE GENERALE NA COMM PAPER -- 0.000% 06/02/2011	83365ST29	50,000,000.00	(49,999,875.00)	0.00	(49,999,875.00)			
06/01/11	06/01/11	CREDIT AGRICOLE NA COMM PAPER -- 0.000% 06/02/2011	22532CT20	50,000,000.00	(49,999,847.22)	0.00	(49,999,847.22)			
06/01/11	06/01/11	CREDIT AGRICOLE NA COMM PAPER -- 0.000% 06/02/2011	22532CT20	50,000,000.00	(49,999,847.22)	0.00	(49,999,847.22)			
06/01/11	06/01/11	CREDIT AGRICOLE NA COMM PAPER -- 0.000% 06/02/2011	22532CT20	25,000,000.00	(24,999,923.61)	0.00	(24,999,923.61)			
06/01/11	06/01/11	TORONTO DOMINION BANK NY CERT DEPOS DTD 06/01/2011 0.220% 12/01/2011	89112YJ53	50,000,000.00	(50,000,000.00)	0.00	(50,000,000.00)			
06/01/11	06/01/11	BNP PARIBAS SF CERT DEPOS DTD 06/01/2011 0.220% 09/01/2011	05572NDS2	50,000,000.00	(50,000,000.00)	0.00	(50,000,000.00)			
06/02/11	06/02/11	SOCIETE GENERALE NA COMM PAPER -- 0.000% 06/03/2011	83365ST37	50,000,000.00	(49,999,861.11)	0.00	(49,999,861.11)			
06/02/11	06/02/11	BARCLAYS US FUNDING LLC COMM PAPER -- 0.000% 06/03/2011	06737JT39	50,000,000.00	(49,999,861.11)	0.00	(49,999,861.11)			



**Managed Account Security Transactions & Interest**

For the Month Ending **June 30, 2011**

**SAN BERNARDINO COUNTY - 76990800**

Transaction Type		Security Description	CUSIP	Par	Principal Proceeds	Accrued Interest	Total	Realized G/L Cost	Realized G/L Amort Cost	Sale Method
Trade	Settle									
<b>BUY</b>										
06/02/11	06/02/11	BARCLAYS US FUNDING LLC COMM PAPER -- 0.000% 06/03/2011	06737JT39	15,000,000.00	(14,999,958.33)	0.00	(14,999,958.33)			
06/02/11	06/02/11	SOCIETE GENERALE NA COMM PAPER -- 0.000% 06/03/2011	83365ST37	50,000,000.00	(49,999,861.11)	0.00	(49,999,861.11)			
06/02/11	06/02/11	SOCIETE GENERALE NA COMM PAPER -- 0.000% 06/03/2011	83365ST37	50,000,000.00	(49,999,861.11)	0.00	(49,999,861.11)			
06/02/11	06/02/11	CREDIT AGRICOLE NA COMM PAPER -- 0.000% 06/03/2011	22532CT38	50,000,000.00	(49,999,847.22)	0.00	(49,999,847.22)			
06/02/11	06/02/11	CREDIT AGRICOLE NA COMM PAPER -- 0.000% 06/03/2011	22532CT38	50,000,000.00	(49,999,847.22)	0.00	(49,999,847.22)			
06/02/11	06/02/11	CREDIT AGRICOLE NA COMM PAPER -- 0.000% 06/03/2011	22532CT38	50,000,000.00	(49,999,847.22)	0.00	(49,999,847.22)			
06/03/11	06/03/11	CREDIT AGRICOLE NA COMM PAPER -- 0.000% 06/06/2011	22532CT61	50,000,000.00	(49,999,500.00)	0.00	(49,999,500.00)			
06/03/11	06/03/11	CREDIT AGRICOLE NA COMM PAPER -- 0.000% 06/06/2011	22532CT61	50,000,000.00	(49,999,500.00)	0.00	(49,999,500.00)			
06/03/11	06/03/11	CREDIT AGRICOLE NA COMM PAPER -- 0.000% 06/06/2011	22532CT61	50,000,000.00	(49,999,500.00)	0.00	(49,999,500.00)			
06/03/11	06/03/11	CREDIT AGRICOLE NA COMM PAPER -- 0.000% 06/06/2011	22532CT61	50,000,000.00	(49,999,500.00)	0.00	(49,999,500.00)			
06/03/11	06/03/11	SOCIETE GENERALE NA COMM PAPER -- 0.000% 06/06/2011	83365ST60	50,000,000.00	(49,999,541.67)	0.00	(49,999,541.67)			
06/03/11	06/03/11	SOCIETE GENERALE NA COMM PAPER -- 0.000% 06/06/2011	83365ST60	50,000,000.00	(49,999,541.67)	0.00	(49,999,541.67)			
06/03/11	06/03/11	SOCIETE GENERALE NA COMM PAPER -- 0.000% 06/06/2011	83365ST60	50,000,000.00	(49,999,541.67)	0.00	(49,999,541.67)			
06/03/11	06/03/11	SOCIETE GENERALE NA COMM PAPER -- 0.000% 06/06/2011	83365ST60	50,000,000.00	(49,999,541.67)	0.00	(49,999,541.67)			





**Managed Account Security Transactions & Interest**

For the Month Ending **June 30, 2011**

**SAN BERNARDINO COUNTY - 76990800**

Transaction Type		Security Description	CUSIP	Par	Principal Proceeds	Accrued Interest	Total	Realized G/L Cost	Realized G/L Amort Cost	Sale Method
Trade	Settle									
<b>BUY</b>										
06/03/11	06/03/11	BARCLAYS US FUNDING LLC COMM PAPER -- 0.000% 06/06/2011	06737JT62	50,000,000.00	(49,999,583.33)	0.00	(49,999,583.33)			
06/06/11	06/06/11	CREDIT AGRICOLE NA COMM PAPER -- 0.000% 06/07/2011	22532CT79	50,000,000.00	(49,999,847.22)	0.00	(49,999,847.22)			
06/06/11	06/06/11	CREDIT AGRICOLE NA COMM PAPER -- 0.000% 06/07/2011	22532CT79	50,000,000.00	(49,999,847.22)	0.00	(49,999,847.22)			
06/06/11	06/06/11	CREDIT AGRICOLE NA COMM PAPER -- 0.000% 06/07/2011	22532CT79	50,000,000.00	(49,999,847.22)	0.00	(49,999,847.22)			
06/06/11	06/06/11	CREDIT AGRICOLE NA COMM PAPER -- 0.000% 06/07/2011	22532CT79	20,000,000.00	(19,999,938.89)	0.00	(19,999,938.89)			
06/06/11	06/06/11	SOCIETE GENERALE NA COMM PAPER -- 0.000% 06/07/2011	83365ST78	50,000,000.00	(49,999,847.22)	0.00	(49,999,847.22)			
06/06/11	06/06/11	SOCIETE GENERALE NA COMM PAPER -- 0.000% 06/07/2011	83365ST78	50,000,000.00	(49,999,847.22)	0.00	(49,999,847.22)			
06/06/11	06/06/11	SOCIETE GENERALE NA COMM PAPER -- 0.000% 06/07/2011	83365ST78	50,000,000.00	(49,999,847.22)	0.00	(49,999,847.22)			
06/06/11	06/06/11	SOCIETE GENERALE NA COMM PAPER -- 0.000% 06/07/2011	83365ST78	20,000,000.00	(19,999,938.89)	0.00	(19,999,938.89)			
06/06/11	06/06/11	BARCLAYS US FUNDING LLC COMM PAPER -- 0.000% 06/07/2011	06737JT70	50,000,000.00	(49,999,861.11)	0.00	(49,999,861.11)			
06/06/11	06/06/11	BARCLAYS US FUNDING LLC COMM PAPER -- 0.000% 06/07/2011	06737JT70	50,000,000.00	(49,999,861.11)	0.00	(49,999,861.11)			
06/07/11	06/07/11	BARCLAYS US FUNDING LLC COMM PAPER -- 0.000% 06/08/2011	06737JT88	50,000,000.00	(49,999,861.11)	0.00	(49,999,861.11)			



**Managed Account Security Transactions & Interest**

For the Month Ending **June 30, 2011**

**SAN BERNARDINO COUNTY - 76990800**

Transaction Type	Trade	Settle	Security Description	CUSIP	Par	Principal Proceeds	Accrued Interest	Total	Realized G/L Cost	Realized G/L Amort Cost	Sale Method
<b>BUY</b>											
	06/07/11	06/07/11	BARCLAYS US FUNDING LLC COMM PAPER -- 0.000% 06/08/2011	06737JT88	50,000,000.00	(49,999,861.11)	0.00	(49,999,861.11)			
	06/07/11	06/07/11	SOCIETE GENERALE NA COMM PAPER -- 0.000% 06/08/2011	83365ST86	50,000,000.00	(49,999,847.22)	0.00	(49,999,847.22)			
	06/07/11	06/07/11	SOCIETE GENERALE NA COMM PAPER -- 0.000% 06/08/2011	83365ST86	50,000,000.00	(49,999,847.22)	0.00	(49,999,847.22)			
	06/07/11	06/07/11	SOCIETE GENERALE NA COMM PAPER -- 0.000% 06/08/2011	83365ST86	50,000,000.00	(49,999,847.22)	0.00	(49,999,847.22)			
	06/07/11	06/07/11	BNP PARIBAS FINANCE INC COMM PAPER -- 0.000% 09/01/2011	0556N1W17	25,000,000.00	(24,986,263.89)	0.00	(24,986,263.89)			
	06/07/11	06/07/11	CREDIT AGRICOLE NORTH AMERICA COMM PAPER -- 0.000% 06/08/2011	22532CT87	50,000,000.00	(49,999,847.22)	0.00	(49,999,847.22)			
	06/07/11	06/07/11	CREDIT AGRICOLE NORTH AMERICA COMM PAPER -- 0.000% 06/08/2011	22532CT87	50,000,000.00	(49,999,847.22)	0.00	(49,999,847.22)			
	06/07/11	06/07/11	CREDIT AGRICOLE NORTH AMERICA COMM PAPER -- 0.000% 06/08/2011	22532CT87	50,000,000.00	(49,999,847.22)	0.00	(49,999,847.22)			
	06/07/11	06/07/11	CREDIT AGRICOLE NORTH AMERICA COMM PAPER -- 0.000% 06/08/2011	22532CT87	50,000,000.00	(49,999,847.22)	0.00	(49,999,847.22)			
	06/08/11	06/08/11	BARCLAYS US FUNDING LLC COMM PAPER -- 0.000% 06/09/2011	06737JT96	50,000,000.00	(49,999,888.89)	0.00	(49,999,888.89)			
	06/08/11	06/08/11	BARCLAYS US FUNDING LLC COMM PAPER -- 0.000% 06/09/2011	06737JT96	50,000,000.00	(49,999,888.89)	0.00	(49,999,888.89)			



**Managed Account Security Transactions & Interest**

For the Month Ending **June 30, 2011**

**SAN BERNARDINO COUNTY - 76990800**

Transaction Type		Security Description	CUSIP	Par	Principal Proceeds	Accrued Interest	Total	Realized G/L Cost	Realized G/L Amort Cost	Sale Method
Trade	Settle									
<b>BUY</b>										
06/08/11	06/08/11	SOCIETE GENERALE NA COMM PAPER -- 0.000% 06/09/2011	83365ST94	50,000,000.00	(49,999,847.22)	0.00	(49,999,847.22)			
06/08/11	06/08/11	SOCIETE GENERALE NA COMM PAPER -- 0.000% 06/09/2011	83365ST94	50,000,000.00	(49,999,847.22)	0.00	(49,999,847.22)			
06/08/11	06/08/11	SOCIETE GENERALE NA COMM PAPER -- 0.000% 06/09/2011	83365ST94	50,000,000.00	(49,999,847.22)	0.00	(49,999,847.22)			
06/08/11	06/08/11	SVENSKA HANDELSBANKEN NY CERT DEPOS DTD 06/08/2011 0.185% 09/06/2011	86959BUX1	35,000,000.00	(35,000,437.30)	0.00	(35,000,437.30)			
06/08/11	06/08/11	CREDIT AGRICOLE NA COMM PAPER -- 0.000% 06/09/2011	22532CT95	50,000,000.00	(49,999,847.22)	0.00	(49,999,847.22)			
06/08/11	06/08/11	CREDIT AGRICOLE NA COMM PAPER -- 0.000% 06/09/2011	22532CT95	50,000,000.00	(49,999,847.22)	0.00	(49,999,847.22)			
06/08/11	06/08/11	CREDIT AGRICOLE NA COMM PAPER -- 0.000% 06/09/2011	22532CT95	50,000,000.00	(49,999,847.22)	0.00	(49,999,847.22)			
06/08/11	06/08/11	CREDIT AGRICOLE NA COMM PAPER -- 0.000% 06/09/2011	22532CT95	15,000,000.00	(14,999,954.17)	0.00	(14,999,954.17)			
06/09/11	06/09/11	SOCIETE GENERALE NA COMM PAPER -- 0.000% 06/10/2011	83365STA1	50,000,000.00	(49,999,847.22)	0.00	(49,999,847.22)			
06/09/11	06/09/11	SOCIETE GENERALE NA COMM PAPER -- 0.000% 06/10/2011	83365STA1	50,000,000.00	(49,999,847.22)	0.00	(49,999,847.22)			
06/09/11	06/09/11	SOCIETE GENERALE NA COMM PAPER -- 0.000% 06/10/2011	83365STA1	30,000,000.00	(29,999,908.33)	0.00	(29,999,908.33)			
06/09/11	06/09/11	BARCLAYS US FUNDING LLC COMM PAPER -- 0.000% 06/10/2011	06737JTA3	50,000,000.00	(49,999,888.89)	0.00	(49,999,888.89)			
06/09/11	06/09/11	BARCLAYS US FUNDING LLC COMM PAPER -- 0.000% 06/10/2011	06737JTA3	50,000,000.00	(49,999,888.89)	0.00	(49,999,888.89)			



**Managed Account Security Transactions & Interest**

For the Month Ending **June 30, 2011**

**SAN BERNARDINO COUNTY - 76990800**

Transaction Type		Security Description	CUSIP	Par	Principal Proceeds	Accrued Interest	Total	Realized G/L Cost	Realized G/L Amort Cost	Sale Method
Trade	Settle									
<b>BUY</b>										
06/09/11	06/09/11	CREDIT AGRICOLE NA COMM PAPER -- 0.000% 06/10/2011	22532CTA2	30,000,000.00	(29,999,916.67)	0.00	(29,999,916.67)			
06/09/11	06/09/11	CREDIT AGRICOLE NA COMM PAPER -- 0.000% 06/10/2011	22532CTA2	50,000,000.00	(49,999,861.11)	0.00	(49,999,861.11)			
06/09/11	06/09/11	CREDIT AGRICOLE NA COMM PAPER -- 0.000% 06/10/2011	22532CTA2	50,000,000.00	(49,999,861.11)	0.00	(49,999,861.11)			
06/09/11	06/09/11	JP MORGAN CHASE & CO COMM PAPER -- 0.000% 06/27/2011	46621TT7	50,000,000.00	(49,998,000.00)	0.00	(49,998,000.00)			
06/09/11	06/09/11	GENERAL ELECTRIC CO COMM PAPER -- 0.000% 07/01/2011	36960MU19	40,000,000.00	(39,997,066.67)	0.00	(39,997,066.67)			
06/09/11	06/17/11	FHLMC FLOATING NOTES DTD 06/17/2011 0.135% 06/17/2013	3134G2MJ8	50,000,000.00	(49,949,405.00)	0.00	(49,949,405.00)			
06/10/11	06/10/11	BARCLAYS US FUNDING LLC COMM PAPER -- 0.000% 06/13/2011	06737JTD7	50,000,000.00	(49,999,666.67)	0.00	(49,999,666.67)			
06/10/11	06/10/11	BARCLAYS US FUNDING LLC COMM PAPER -- 0.000% 06/13/2011	06737JTD7	50,000,000.00	(49,999,666.67)	0.00	(49,999,666.67)			
06/10/11	06/10/11	SOCIETE GENERALE NA COMM PAPER -- 0.000% 06/13/2011	83365STD5	10,000,000.00	(9,999,908.33)	0.00	(9,999,908.33)			
06/10/11	06/10/11	SOCIETE GENERALE NA COMM PAPER -- 0.000% 06/13/2011	83365STD5	50,000,000.00	(49,999,541.67)	0.00	(49,999,541.67)			
06/10/11	06/10/11	SOCIETE GENERALE NA COMM PAPER -- 0.000% 06/13/2011	83365STD5	50,000,000.00	(49,999,541.67)	0.00	(49,999,541.67)			
06/10/11	06/10/11	SOCIETE GENERALE NA COMM PAPER -- 0.000% 06/13/2011	83365STD5	50,000,000.00	(49,999,541.67)	0.00	(49,999,541.67)			
06/10/11	06/10/11	BANK OF AMERICA CORP COMM PAPER -- 0.000% 06/13/2011	0660P1TD3	10,000,000.00	(9,999,925.00)	0.00	(9,999,925.00)			
06/10/11	06/10/11	CREDIT AGRICOLE NA COMM PAPER -- 0.000% 06/13/2011	22532CTD6	50,000,000.00	(49,999,583.33)	0.00	(49,999,583.33)			



**Managed Account Security Transactions & Interest**

For the Month Ending **June 30, 2011**

**SAN BERNARDINO COUNTY - 76990800**

Transaction Type	Trade	Settle	Security Description	CUSIP	Par	Principal Proceeds	Accrued Interest	Total	Realized G/L Cost	Realized G/L Amort Cost	Sale Method
<b>BUY</b>											
	06/10/11	06/10/11	CREDIT AGRICOLE NA COMM PAPER -- 0.000% 06/13/2011	22532CTD6	50,000,000.00	(49,999,583.33)	0.00	(49,999,583.33)			
	06/10/11	06/10/11	CREDIT AGRICOLE NA COMM PAPER -- 0.000% 06/13/2011	22532CTD6	50,000,000.00	(49,999,583.33)	0.00	(49,999,583.33)			
	06/13/11	06/13/11	SOCIETE GENERALE NA COMM PAPER -- 0.000% 06/14/2011	83365STE3	50,000,000.00	(49,999,861.11)	0.00	(49,999,861.11)			
	06/13/11	06/13/11	SOCIETE GENERALE NA COMM PAPER -- 0.000% 06/14/2011	83365STE3	50,000,000.00	(49,999,861.11)	0.00	(49,999,861.11)			
	06/13/11	06/13/11	SOCIETE GENERALE NA COMM PAPER -- 0.000% 06/14/2011	83365STE3	50,000,000.00	(49,999,861.11)	0.00	(49,999,861.11)			
	06/13/11	06/13/11	SOCIETE GENERALE NA COMM PAPER -- 0.000% 06/14/2011	83365STE3	10,000,000.00	(9,999,972.22)	0.00	(9,999,972.22)			
	06/13/11	06/13/11	CREDIT AGRICOLE NA COMM PAPER -- 0.000% 06/14/2011	22532CTE4	50,000,000.00	(49,999,861.11)	0.00	(49,999,861.11)			
	06/13/11	06/13/11	BANK OF AMERICA CORP COMM PAPER -- 0.000% 06/14/2011	0660P1TE1	50,000,000.00	(49,999,875.00)	0.00	(49,999,875.00)			
	06/13/11	06/13/11	BANK OF AMERICA CORP COMM PAPER -- 0.000% 06/14/2011	0660P1TE1	50,000,000.00	(49,999,875.00)	0.00	(49,999,875.00)			
	06/13/11	06/13/11	CREDIT AGRICOLE NA COMM PAPER -- 0.000% 06/14/2011	22532CTE4	50,000,000.00	(49,999,861.11)	0.00	(49,999,861.11)			
	06/13/11	06/13/11	CREDIT AGRICOLE NA COMM PAPER -- 0.000% 06/14/2011	22532CTE4	50,000,000.00	(49,999,861.11)	0.00	(49,999,861.11)			
	06/13/11	06/13/11	CREDIT AGRICOLE NA COMM PAPER -- 0.000% 06/14/2011	22532CTE4	10,000,000.00	(9,999,972.22)	0.00	(9,999,972.22)			
	06/14/11	06/14/11	BARCLAYS US FUNDING LLC COMM PAPER -- 0.000% 06/15/2011	06737JTF2	5,000,000.00	(4,999,986.11)	0.00	(4,999,986.11)			



**Managed Account Security Transactions & Interest**

For the Month Ending **June 30, 2011**

**SAN BERNARDINO COUNTY - 76990800**

Transaction Type	Trade	Settle	Security Description	CUSIP	Par	Principal Proceeds	Accrued Interest	Total	Realized G/L Cost	Realized G/L Amort Cost	Sale Method
<b>BUY</b>											
	06/14/11	06/14/11	BARCLAYS US FUNDING LLC COMM PAPER -- 0.000% 06/15/2011	06737JTF2	50,000,000.00	(49,999,861.11)	0.00	(49,999,861.11)			
	06/14/11	06/14/11	BARCLAYS US FUNDING LLC COMM PAPER -- 0.000% 06/15/2011	06737JTF2	50,000,000.00	(49,999,861.11)	0.00	(49,999,861.11)			
	06/14/11	06/14/11	CREDIT AGRICOLE NA COMM PAPER -- 0.000% 06/15/2011	22532CTF1	50,000,000.00	(49,999,861.11)	0.00	(49,999,861.11)			
	06/14/11	06/14/11	CREDIT AGRICOLE NA COMM PAPER -- 0.000% 06/15/2011	22532CTF1	50,000,000.00	(49,999,861.11)	0.00	(49,999,861.11)			
	06/14/11	06/14/11	CREDIT AGRICOLE NA COMM PAPER -- 0.000% 06/15/2011	22532CTF1	50,000,000.00	(49,999,861.11)	0.00	(49,999,861.11)			
	06/14/11	06/14/11	SOCIETE GENERALE NA COMM PAPER -- 0.000% 06/15/2011	83365STF0	50,000,000.00	(49,999,847.22)	0.00	(49,999,847.22)			
	06/14/11	06/14/11	SOCIETE GENERALE NA COMM PAPER -- 0.000% 06/15/2011	83365STF0	50,000,000.00	(49,999,847.22)	0.00	(49,999,847.22)			
	06/14/11	06/14/11	SOCIETE GENERALE NA COMM PAPER -- 0.000% 06/15/2011	83365STF0	50,000,000.00	(49,999,847.22)	0.00	(49,999,847.22)			
	06/14/11	06/14/11	SOCIETE GENERALE NA COMM PAPER -- 0.000% 06/15/2011	83365STF0	35,000,000.00	(34,999,893.06)	0.00	(34,999,893.06)			
	06/14/11	06/15/11	FHLMC NOTES DTD 06/02/2011 1.000% 07/30/2014	3137EACU1	25,000,000.00	(25,020,500.00)	(9,027.78)	(25,029,527.78)			
	06/15/11	06/15/11	CREDIT AGRICOLE NA COMM PAPER -- 0.000% 06/16/2011	22532CTG9	50,000,000.00	(49,999,819.44)	0.00	(49,999,819.44)			
	06/15/11	06/15/11	CREDIT AGRICOLE NA COMM PAPER -- 0.000% 06/16/2011	22532CTG9	50,000,000.00	(49,999,819.44)	0.00	(49,999,819.44)			
	06/15/11	06/15/11	CREDIT AGRICOLE NA COMM PAPER -- 0.000% 06/16/2011	22532CTG9	50,000,000.00	(49,999,819.44)	0.00	(49,999,819.44)			
	06/15/11	06/15/11	SOCIETE GENERALE NA COMM PAPER -- 0.000% 06/16/2011	83365STG8	50,000,000.00	(49,999,833.33)	0.00	(49,999,833.33)			



**Managed Account Security Transactions & Interest**

For the Month Ending **June 30, 2011**

**SAN BERNARDINO COUNTY - 76990800**

Transaction Type	Trade	Settle	Security Description	CUSIP	Par	Principal Proceeds	Accrued Interest	Total	Realized G/L Cost	Realized G/L Amort Cost	Sale Method
<b>BUY</b>											
	06/15/11	06/15/11	BARCLAYS US FUNDING LLC COMM PAPER -- 0.000% 06/16/2011	06737JTG0	50,000,000.00	(49,999,861.11)	0.00	(49,999,861.11)			
	06/15/11	06/15/11	BARCLAYS US FUNDING LLC COMM PAPER -- 0.000% 06/16/2011	06737JTG0	45,000,000.00	(44,999,875.00)	0.00	(44,999,875.00)			
	06/15/11	06/15/11	SOCIETE GENERALE NA COMM PAPER -- 0.000% 06/16/2011	83365STG8	50,000,000.00	(49,999,833.33)	0.00	(49,999,833.33)			
	06/15/11	06/15/11	SOCIETE GENERALE NA COMM PAPER -- 0.000% 06/16/2011	83365STG8	50,000,000.00	(49,999,833.33)	0.00	(49,999,833.33)			
	06/15/11	06/16/11	GENERAL ELECTRIC CO COMM PAPER -- 0.000% 07/01/2011	36960MU19	25,000,000.00	(24,998,750.00)	0.00	(24,998,750.00)			
	06/16/11	06/16/11	SOCIETE GENERALE NA COMM PAPER -- 0.000% 06/17/2011	83365STH6	50,000,000.00	(49,999,833.33)	0.00	(49,999,833.33)			
	06/16/11	06/16/11	SOCIETE GENERALE NA COMM PAPER -- 0.000% 06/17/2011	83365STH6	50,000,000.00	(49,999,833.33)	0.00	(49,999,833.33)			
	06/16/11	06/16/11	SOCIETE GENERALE NA COMM PAPER -- 0.000% 06/17/2011	83365STH6	50,000,000.00	(49,999,833.33)	0.00	(49,999,833.33)			
	06/16/11	06/16/11	CREDIT AGRICOLE NA COMM PAPER -- 0.000% 06/17/2011	22532CTH7	50,000,000.00	(49,999,833.33)	0.00	(49,999,833.33)			
	06/16/11	06/16/11	CREDIT AGRICOLE NA COMM PAPER -- 0.000% 06/17/2011	22532CTH7	50,000,000.00	(49,999,833.33)	0.00	(49,999,833.33)			
	06/16/11	06/16/11	CREDIT AGRICOLE NA COMM PAPER -- 0.000% 06/17/2011	22532CTH7	50,000,000.00	(49,999,833.33)	0.00	(49,999,833.33)			
	06/16/11	06/16/11	BARCLAYS US FUNDING LLC COMM PAPER -- 0.000% 06/17/2011	06737JTH8	50,000,000.00	(49,999,861.11)	0.00	(49,999,861.11)			
	06/16/11	06/16/11	BARCLAYS US FUNDING LLC COMM PAPER -- 0.000% 06/17/2011	06737JTH8	50,000,000.00	(49,999,861.11)	0.00	(49,999,861.11)			



**Managed Account Security Transactions & Interest**

For the Month Ending **June 30, 2011**

**SAN BERNARDINO COUNTY - 76990800**

Transaction Type	Trade	Settle	Security Description	CUSIP	Par	Principal Proceeds	Accrued Interest	Total	Realized G/L Cost	Realized G/L Amort Cost	Sale Method
<b>BUY</b>											
	06/17/11	06/17/11	BARCLAYS US FUNDING LLC COMM PAPER -- 0.000% 06/20/2011	06737JTL9	50,000,000.00	(49,999,583.33)	0.00	(49,999,583.33)			
	06/17/11	06/17/11	BARCLAYS US FUNDING LLC COMM PAPER -- 0.000% 06/20/2011	06737JTL9	5,000,000.00	(4,999,958.33)	0.00	(4,999,958.33)			
	06/17/11	06/17/11	SOCIETE GENERALE NA COMM PAPER -- 0.000% 06/20/2011	83365STL7	50,000,000.00	(49,999,500.00)	0.00	(49,999,500.00)			
	06/17/11	06/17/11	SOCIETE GENERALE NA COMM PAPER -- 0.000% 06/20/2011	83365STL7	50,000,000.00	(49,999,500.00)	0.00	(49,999,500.00)			
	06/17/11	06/17/11	SOCIETE GENERALE NA COMM PAPER -- 0.000% 06/20/2011	83365STL7	40,000,000.00	(39,999,600.00)	0.00	(39,999,600.00)			
	06/17/11	06/17/11	CREDIT AGRI NORTH AMER COMM PAPER -- 0.000% 06/20/2011	22532CTL8	50,000,000.00	(49,999,500.00)	0.00	(49,999,500.00)			
	06/17/11	06/17/11	CREDIT AGRI NORTH AMER COMM PAPER -- 0.000% 06/20/2011	22532CTL8	50,000,000.00	(49,999,500.00)	0.00	(49,999,500.00)			
	06/17/11	06/17/11	CREDIT AGRI NORTH AMER COMM PAPER -- 0.000% 06/20/2011	22532CTL8	40,000,000.00	(39,999,600.00)	0.00	(39,999,600.00)			
	06/20/11	06/20/11	ROYAL BANK OF CANADA NY CERT DEPOS DTD 06/16/2011 0.250% 12/20/2011	78009J6B6	25,000,000.00	(25,000,000.00)	(694.44)	(25,000,694.44)			
	06/20/11	06/20/11	BANK OF AMERICA CORP COMM PAPER -- 0.000% 06/21/2011	0660P1TM3	50,000,000.00	(49,999,888.89)	0.00	(49,999,888.89)			
	06/20/11	06/20/11	BANK OF AMERICA CORP COMM PAPER -- 0.000% 06/21/2011	0660P1TM3	50,000,000.00	(49,999,888.89)	0.00	(49,999,888.89)			
	06/20/11	06/20/11	BANK OF AMERICA CORP COMM PAPER -- 0.000% 06/21/2011	0660P1TM3	50,000,000.00	(49,999,888.89)	0.00	(49,999,888.89)			





**Managed Account Security Transactions & Interest**

For the Month Ending **June 30, 2011**

**SAN BERNARDINO COUNTY - 76990800**

Transaction Type	Trade	Settle	Security Description	CUSIP	Par	Principal Proceeds	Accrued Interest	Total	Realized G/L Cost	Realized G/L Amort Cost	Sale Method
<b>BUY</b>											
	06/20/11	06/20/11	BANK OF AMERICA CORP COMM PAPER -- 0.000% 06/21/2011	0660P1TM3	15,000,000.00	(14,999,966.67)	0.00	(14,999,966.67)			
	06/20/11	06/20/11	BARCLAYS US FUNDING LLC COMM PAPER -- 0.000% 06/21/2011	06737JTM7	26,000,000.00	(25,999,927.78)	0.00	(25,999,927.78)			
	06/20/11	06/20/11	BARCLAYS US FUNDING LLC COMM PAPER -- 0.000% 06/21/2011	06737JTM7	50,000,000.00	(49,999,861.11)	0.00	(49,999,861.11)			
	06/20/11	06/20/11	BARCLAYS US FUNDING LLC COMM PAPER -- 0.000% 06/21/2011	06737JTM7	50,000,000.00	(49,999,861.11)	0.00	(49,999,861.11)			
	06/20/11	06/20/11	BARCLAYS US FUNDING LLC COMM PAPER -- 0.000% 06/21/2011	06737JTM7	50,000,000.00	(49,999,861.11)	0.00	(49,999,861.11)			
	06/21/11	06/21/11	RABOBANK USA FIN CORP COMM PAPER -- 0.000% 07/01/2011	74977LU13	50,000,000.00	(49,998,888.89)	0.00	(49,998,888.89)			
	06/21/11	06/21/11	RABOBANK USA FIN CORP COMM PAPER -- 0.000% 07/01/2011	74977LU13	25,000,000.00	(24,999,444.44)	0.00	(24,999,444.44)			
	06/21/11	06/21/11	BARCLAYS US FUNDING LLC COMM PAPER -- 0.000% 06/22/2011	06737JTN5	50,000,000.00	(49,999,861.11)	0.00	(49,999,861.11)			
	06/21/11	06/21/11	BARCLAYS US FUNDING LLC COMM PAPER -- 0.000% 06/22/2011	06737JTN5	50,000,000.00	(49,999,861.11)	0.00	(49,999,861.11)			
	06/21/11	06/21/11	BARCLAYS US FUNDING LLC COMM PAPER -- 0.000% 06/22/2011	06737JTN5	50,000,000.00	(49,999,861.11)	0.00	(49,999,861.11)			



**Managed Account Security Transactions & Interest**

For the Month Ending **June 30, 2011**

**SAN BERNARDINO COUNTY - 76990800**

Transaction Type		Security Description	CUSIP	Par	Principal Proceeds	Accrued Interest	Total	Realized G/L Cost	Realized G/L Amort Cost	Sale Method
Trade	Settle									
<b>BUY</b>										
06/21/11	06/21/11	BARCLAYS US FUNDING LLC COMM PAPER -- 0.000% 06/22/2011	06737JTN5	50,000,000.00	(49,999,861.11)	0.00	(49,999,861.11)			
06/21/11	06/21/11	US BANK NA COMM PAPER -- 0.000% 06/29/2011	9033E1TV6	50,000,000.00	(49,999,333.33)	0.00	(49,999,333.33)			
06/21/11	06/21/11	US BANK NA COMM PAPER -- 0.000% 06/29/2011	9033E1TV6	50,000,000.00	(49,999,333.33)	0.00	(49,999,333.33)			
06/21/11	06/21/11	US BANK NA COMM PAPER -- 0.000% 06/29/2011	9033E1TV6	25,000,000.00	(24,999,666.67)	0.00	(24,999,666.67)			
06/22/11	06/22/11	SOCIETE GENERALE NA COMM PAPER -- 0.000% 06/23/2011	83365STP8	50,000,000.00	(49,999,847.22)	0.00	(49,999,847.22)			
06/22/11	06/22/11	SOCIETE GENERALE NA COMM PAPER -- 0.000% 06/23/2011	83365STP8	50,000,000.00	(49,999,847.22)	0.00	(49,999,847.22)			
06/22/11	06/22/11	SOCIETE GENERALE NA COMM PAPER -- 0.000% 06/23/2011	83365STP8	20,000,000.00	(19,999,938.89)	0.00	(19,999,938.89)			
06/22/11	06/22/11	BARCLAYS US FUNDING LLC COMM PAPER -- 0.000% 06/23/2011	06737JTP0	50,000,000.00	(49,999,888.89)	0.00	(49,999,888.89)			
06/22/11	06/22/11	BARCLAYS US FUNDING LLC COMM PAPER -- 0.000% 06/23/2011	06737JTP0	50,000,000.00	(49,999,888.89)	0.00	(49,999,888.89)			
06/22/11	06/22/11	CREDIT AGRICOLE NA COMM PAPER -- 0.000% 06/23/2011	22532CTP9	50,000,000.00	(49,999,847.22)	0.00	(49,999,847.22)			
06/22/11	06/22/11	CREDIT AGRICOLE NA COMM PAPER -- 0.000% 06/23/2011	22532CTP9	50,000,000.00	(49,999,847.22)	0.00	(49,999,847.22)			
06/22/11	06/22/11	CREDIT AGRICOLE NA COMM PAPER -- 0.000% 06/23/2011	22532CTP9	20,000,000.00	(19,999,938.89)	0.00	(19,999,938.89)			
06/23/11	06/23/11	SOCIETE GENERALE NA COMM PAPER -- 0.000% 06/24/2011	83365STO6	50,000,000.00	(49,999,847.22)	0.00	(49,999,847.22)			



**Managed Account Security Transactions & Interest**

For the Month Ending **June 30, 2011**

**SAN BERNARDINO COUNTY - 76990800**

Transaction Type		Security Description	CUSIP	Par	Principal Proceeds	Accrued Interest	Total	Realized G/L Cost	Realized G/L Amort Cost	Sale Method
Trade	Settle									
<b>BUY</b>										
06/23/11	06/23/11	SOCIETE GENERALE NA COMM PAPER -- 0.000% 06/24/2011	83365STQ6	50,000,000.00	(49,999,847.22)	0.00	(49,999,847.22)			
06/23/11	06/23/11	SOCIETE GENERALE NA COMM PAPER -- 0.000% 06/24/2011	83365STQ6	20,000,000.00	(19,999,938.89)	0.00	(19,999,938.89)			
06/23/11	06/23/11	CREDIT AGRICOLE NA COMM PAPER -- 0.000% 06/24/2011	22532CTQ7	20,000,000.00	(19,999,938.89)	0.00	(19,999,938.89)			
06/23/11	06/23/11	CREDIT AGRICOLE NA COMM PAPER -- 0.000% 06/24/2011	22532CTQ7	50,000,000.00	(49,999,847.22)	0.00	(49,999,847.22)			
06/23/11	06/23/11	CREDIT AGRICOLE NA COMM PAPER -- 0.000% 06/24/2011	22532CTQ7	50,000,000.00	(49,999,847.22)	0.00	(49,999,847.22)			
06/23/11	06/23/11	BARCLAYS US FUNDING LLC COMM PAPER -- 0.000% 06/24/2011	06737JTO8	50,000,000.00	(49,999,888.89)	0.00	(49,999,888.89)			
06/23/11	06/23/11	BARCLAYS US FUNDING LLC COMM PAPER -- 0.000% 06/24/2011	06737JTO8	50,000,000.00	(49,999,888.89)	0.00	(49,999,888.89)			
06/24/11	06/24/11	SOCIETE GENERALE NA COMM PAPER -- 0.000% 06/27/2011	83365STT0	50,000,000.00	(49,999,541.67)	0.00	(49,999,541.67)			
06/24/11	06/24/11	SOCIETE GENERALE NA COMM PAPER -- 0.000% 06/27/2011	83365STT0	50,000,000.00	(49,999,541.67)	0.00	(49,999,541.67)			
06/24/11	06/24/11	SOCIETE GENERALE NA COMM PAPER -- 0.000% 06/27/2011	83365STT0	50,000,000.00	(49,999,541.67)	0.00	(49,999,541.67)			
06/24/11	06/24/11	BARCLAYS US FUNDING LLC COMM PAPER -- 0.000% 06/27/2011	06737JTT2	50,000,000.00	(49,999,666.67)	0.00	(49,999,666.67)			
06/24/11	06/24/11	BARCLAYS US FUNDING LLC COMM PAPER -- 0.000% 06/27/2011	06737JTT2	25,000,000.00	(24,999,833.33)	0.00	(24,999,833.33)			
06/24/11	06/24/11	CREDIT AGRICOLE NA COMM PAPER -- 0.000% 06/27/2011	22532CTT1	50,000,000.00	(49,999,500.00)	0.00	(49,999,500.00)			



**Managed Account Security Transactions & Interest**

For the Month Ending **June 30, 2011**

**SAN BERNARDINO COUNTY - 76990800**

Transaction Type	Trade	Settle	Security Description	CUSIP	Par	Principal Proceeds	Accrued Interest	Total	Realized G/L Cost	Realized G/L Amort Cost	Sale Method
<b>BUY</b>											
	06/24/11	06/24/11	CREDIT AGRICOLE NA COMM PAPER -- 0.000% 06/27/2011	22532CTT1	50,000,000.00	(49,999,500.00)	0.00	(49,999,500.00)			
	06/24/11	06/24/11	CREDIT AGRICOLE NA COMM PAPER -- 0.000% 06/27/2011	22532CTT1	50,000,000.00	(49,999,500.00)	0.00	(49,999,500.00)			
	06/27/11	06/27/11	BARCLAYS US FUNDING LLC COMM PAPER -- 0.000% 06/28/2011	06737JTU9	50,000,000.00	(49,999,888.89)	0.00	(49,999,888.89)			
	06/27/11	06/27/11	BARCLAYS US FUNDING LLC COMM PAPER -- 0.000% 06/28/2011	06737JTU9	50,000,000.00	(49,999,888.89)	0.00	(49,999,888.89)			
	06/27/11	06/27/11	BARCLAYS US FUNDING LLC COMM PAPER -- 0.000% 06/28/2011	06737JTU9	50,000,000.00	(49,999,888.89)	0.00	(49,999,888.89)			
	06/27/11	06/27/11	SOCIETE GENERALE NA COMM PAPER -- 0.000% 06/28/2011	83365STU7	50,000,000.00	(49,999,847.22)	0.00	(49,999,847.22)			
	06/27/11	06/27/11	SOCIETE GENERALE NA COMM PAPER -- 0.000% 06/28/2011	83365STU7	50,000,000.00	(49,999,847.22)	0.00	(49,999,847.22)			
	06/27/11	06/27/11	SOCIETE GENERALE NA COMM PAPER -- 0.000% 06/28/2011	83365STU7	50,000,000.00	(49,999,847.22)	0.00	(49,999,847.22)			
	06/27/11	06/27/11	CREDIT AGRICOLE NA COMM PAPER -- 0.000% 06/28/2011	22532CTU8	50,000,000.00	(49,999,833.33)	0.00	(49,999,833.33)			
	06/27/11	06/27/11	CREDIT AGRICOLE NA COMM PAPER -- 0.000% 06/28/2011	22532CTU8	50,000,000.00	(49,999,833.33)	0.00	(49,999,833.33)			
	06/27/11	06/27/11	CREDIT AGRICOLE NA COMM PAPER -- 0.000% 06/28/2011	22532CTU8	50,000,000.00	(49,999,833.33)	0.00	(49,999,833.33)			
	06/27/11	06/27/11	CREDIT AGRICOLE NA COMM PAPER -- 0.000% 06/28/2011	22532CTU8	10,000,000.00	(9,999,966.67)	0.00	(9,999,966.67)			
	06/28/11	06/28/11	CREDIT AGRICOLE NA COMM PAPER -- 0.000% 06/29/2011	22532CTV6	30,000,000.00	(29,999,900.00)	0.00	(29,999,900.00)			



**Managed Account Security Transactions & Interest**

For the Month Ending **June 30, 2011**

**SAN BERNARDINO COUNTY - 76990800**

Transaction Type	Trade	Settle	Security Description	CUSIP	Par	Principal Proceeds	Accrued Interest	Total	Realized G/L Cost	Realized G/L Amort Cost	Sale Method
<b>BUY</b>											
	06/28/11	06/28/11	CREDIT AGRICOLE NA COMM PAPER -- 0.000% 06/29/2011	22532CTV6	50,000,000.00	(49,999,833.33)	0.00	(49,999,833.33)			
	06/28/11	06/28/11	CREDIT AGRICOLE NA COMM PAPER -- 0.000% 06/29/2011	22532CTV6	50,000,000.00	(49,999,833.33)	0.00	(49,999,833.33)			
	06/28/11	06/28/11	CREDIT AGRICOLE NA COMM PAPER -- 0.000% 06/29/2011	22532CTV6	50,000,000.00	(49,999,833.33)	0.00	(49,999,833.33)			
	06/28/11	06/28/11	BARCLAYS US FUNDING LLC COMM PAPER -- 0.000% 06/29/2011	06737JTV7	30,000,000.00	(29,999,958.33)	0.00	(29,999,958.33)			
	06/28/11	06/28/11	BARCLAYS US FUNDING LLC COMM PAPER -- 0.000% 06/29/2011	06737JTV7	50,000,000.00	(49,999,930.56)	0.00	(49,999,930.56)			
	06/28/11	06/28/11	BARCLAYS US FUNDING LLC COMM PAPER -- 0.000% 06/29/2011	06737JTV7	50,000,000.00	(49,999,930.56)	0.00	(49,999,930.56)			
	06/28/11	06/28/11	BNP PARIBAS FINANCE INC COMM PAPER -- 0.000% 06/29/2011	0556N1TV5	15,000,000.00	(14,999,962.50)	0.00	(14,999,962.50)			
	06/28/11	06/28/11	RABOBANK USA FIN CORP COMM PAPER -- 0.000% 06/29/2011	74977LTV9	15,000,000.00	(14,999,979.17)	0.00	(14,999,979.17)			
	06/28/11	06/28/11	SOCIETE GENERALE NA COMM PAPER -- 0.000% 06/29/2011	83365STV5	50,000,000.00	(49,999,861.11)	0.00	(49,999,861.11)			
	06/28/11	06/28/11	SOCIETE GENERALE NA COMM PAPER -- 0.000% 06/29/2011	83365STV5	50,000,000.00	(49,999,861.11)	0.00	(49,999,861.11)			
	06/28/11	06/28/11	SOCIETE GENERALE NA COMM PAPER -- 0.000% 06/29/2011	83365STV5	50,000,000.00	(49,999,861.11)	0.00	(49,999,861.11)			
	06/28/11	06/29/11	FHLMC GLOBAL REFERENCE NOTES DTD 07/18/2003 4.500% 07/15/2013	3134A4TZ7	25,000,000.00	(26,966,500.00)	(512,500.00)	(27,479,000.00)			



**Managed Account Security Transactions & Interest**

For the Month Ending **June 30, 2011**

**SAN BERNARDINO COUNTY - 76990800**

Transaction Type	Trade	Settle	Security Description	CUSIP	Par	Principal Proceeds	Accrued Interest	Total	Realized G/L Cost	Realized G/L Amort Cost	Sale Method
<b>BUY</b>											
	06/28/11	06/30/11	CBA AUSTRALIA CERT DEPOS DTD 06/30/2011 0.250% 12/28/2011	20271EGU7	25,000,000.00	(25,000,000.00)	0.00	(25,000,000.00)			
	<b>06/28/11</b>	<b>07/14/11</b>	<b>FHLB NOTES (CALLABLE) DTD 07/14/2011 0.350% 07/25/2012</b>	<b>313374KV1</b>	<b>50,000,000.00</b>	<b>(49,990,000.00)</b>	<b>0.00</b>	<b>(49,990,000.00)</b>			
	06/29/11	06/29/11	CREDIT AGRICOLE NA COMM PAPER -- 0.000% 06/30/2011	22532CTW4	50,000,000.00	(49,999,833.33)	0.00	(49,999,833.33)			
	06/29/11	06/29/11	CREDIT AGRICOLE NA COMM PAPER -- 0.000% 06/30/2011	22532CTW4	50,000,000.00	(49,999,833.33)	0.00	(49,999,833.33)			
	06/29/11	06/29/11	CREDIT AGRICOLE NA COMM PAPER -- 0.000% 06/30/2011	22532CTW4	50,000,000.00	(49,999,833.33)	0.00	(49,999,833.33)			
	06/29/11	06/29/11	CREDIT AGRICOLE NA COMM PAPER -- 0.000% 06/30/2011	22532CTW4	50,000,000.00	(49,999,833.33)	0.00	(49,999,833.33)			
	06/29/11	06/29/11	US BANK NA COMM PAPER -- 0.000% 07/06/2011	9033E1U69	50,000,000.00	(49,999,416.67)	0.00	(49,999,416.67)			
	06/29/11	06/29/11	US BANK NA COMM PAPER -- 0.000% 07/06/2011	9033E1U69	50,000,000.00	(49,999,416.67)	0.00	(49,999,416.67)			
	06/29/11	06/29/11	SOCIETE GENERALE NA COMM PAPER -- 0.000% 06/30/2011	83365STW3	50,000,000.00	(49,999,861.11)	0.00	(49,999,861.11)			
	06/29/11	06/29/11	SOCIETE GENERALE NA COMM PAPER -- 0.000% 06/30/2011	83365STW3	50,000,000.00	(49,999,861.11)	0.00	(49,999,861.11)			
	06/29/11	06/29/11	SOCIETE GENERALE NA COMM PAPER -- 0.000% 06/30/2011	83365STW3	50,000,000.00	(49,999,861.11)	0.00	(49,999,861.11)			
	06/29/11	06/29/11	SOCIETE GENERALE NA COMM PAPER -- 0.000% 06/30/2011	83365STW3	20,000,000.00	(19,999,944.44)	0.00	(19,999,944.44)			
	06/29/11	06/30/11	CBA AUSTRALIA CERT DEPOS DTD 06/30/2011 0.250% 12/28/2011	20271EGU7	25,000,000.00	(25,000,000.00)	0.00	(25,000,000.00)			
	06/30/11	06/30/11	SOCIETE GENERALE NA COMM PAPER -- 0.000% 07/01/2011	83365SU19	50,000,000.00	(49,999,944.44)	0.00	(49,999,944.44)			



**Managed Account Security Transactions & Interest**

For the Month Ending **June 30, 2011**

**SAN BERNARDINO COUNTY - 76990800**

Transaction Type	Trade	Settle	Security Description	CUSIP	Par	Principal Proceeds	Accrued Interest	Total	Realized G/L Cost	Realized G/L Amort Cost	Sale Method
<b>BUY</b>											
	06/30/11	06/30/11	SOCIETE GENERALE NA COMM PAPER -- 0.000% 07/01/2011	83365SU19	50,000,000.00	(49,999,944.44)	0.00	(49,999,944.44)			
	06/30/11	06/30/11	SOCIETE GENERALE NA COMM PAPER -- 0.000% 07/01/2011	83365SU19	50,000,000.00	(49,999,944.44)	0.00	(49,999,944.44)			
	06/30/11	06/30/11	SOCIETE GENERALE NA COMM PAPER -- 0.000% 07/01/2011	83365SU19	25,000,000.00	(24,999,972.22)	0.00	(24,999,972.22)			
	06/30/11	06/30/11	CREDIT AGRICOLE NA COMM PAPER -- 0.000% 07/01/2011	22532CU10	50,000,000.00	(49,999,902.78)	0.00	(49,999,902.78)			
	06/30/11	06/30/11	CREDIT AGRICOLE NA COMM PAPER -- 0.000% 07/01/2011	22532CU10	50,000,000.00	(49,999,902.78)	0.00	(49,999,902.78)			
	06/30/11	06/30/11	CREDIT AGRICOLE NA COMM PAPER -- 0.000% 07/01/2011	22532CU10	50,000,000.00	(49,999,902.78)	0.00	(49,999,902.78)			
	06/30/11	06/30/11	CREDIT AGRICOLE NA COMM PAPER -- 0.000% 07/01/2011	22532CU10	25,000,000.00	(24,999,951.39)	0.00	(24,999,951.39)			

**Transaction Type Sub-Total** **9,301,000,000.00 (9,302,868,664.36) (522,222.22) (9,303,390,886.58)**

<b>INTEREST</b>											
	06/02/11	06/02/11	FFCB BONDS (FLOATING) DTD 11/02/2009 0.170% 11/02/2011	31331G2M0	25,000,000.00	0.00	4,101.04	4,101.04			
	06/03/11	06/03/11	FNMA NOTES (FLOATING) DTD 12/03/2010 0.270% 12/03/2012	31398A6V9	50,000,000.00	0.00	39,402.78	39,402.78			
	06/03/11	06/03/11	FNMA NOTES (FLOATING) DTD 12/03/2010 0.270% 12/03/2012	31398A6V9	25,000,000.00	0.00	19,701.39	19,701.39			
	06/03/11	06/03/11	FHLMC NOTES (CALLED, OMD 9/3/2013) DTD 09/03/2010 1.150% 06/03/2011	3134G1SB1	25,000,000.00	0.00	71,875.00	71,875.00			
	06/10/11	06/10/11	FHLB TAP BONDS DTD 05/24/2005 4.250% 06/10/2011	3133XBYA7	25,000,000.00	0.00	531,250.00	531,250.00			



**Managed Account Security Transactions & Interest**

For the Month Ending **June 30, 2011**

**SAN BERNARDINO COUNTY - 76990800**

Transaction Type		Security Description	CUSIP	Par	Principal Proceeds	Accrued Interest	Total	Realized G/L Cost	Realized G/L Amort Cost	Sale Method
Trade	Settle									
<b>INTEREST</b>										
06/10/11	06/10/11	FHLB BONDS DTD 05/24/2010 0.580% 06/10/2011	3133XYNZ4	15,000,000.00	0.00	43,500.00	43,500.00			
06/10/11	06/10/11	FHLB BONDS DTD 05/24/2010 0.580% 06/10/2011	3133XYNZ4	15,000,000.00	0.00	43,500.00	43,500.00			
06/13/11	06/13/11	FHLB NOTES DTD 11/09/2010 0.500% 12/13/2013	313371PU4	845,000.00	0.00	2,511.53	2,511.53			
06/13/11	06/13/11	FHLB NOTES DTD 11/09/2010 0.500% 12/13/2013	313371PU4	18,610,000.00	0.00	55,313.06	55,313.06			
06/14/11	06/14/11	FNMA NOTES (CALLED, OMD 12/14/2012) DTD 12/14/2010 0.800% 06/14/2011	3136FPH83	25,000,000.00	0.00	100,000.00	100,000.00			
06/14/11	06/14/11	FHLB BONDS DTD 11/04/2009 1.750% 12/14/2012	3133XVNT4	25,000,000.00	0.00	218,750.00	218,750.00			
06/14/11	06/14/11	FHLB BONDS DTD 11/04/2009 1.750% 12/14/2012	3133XVNT4	25,000,000.00	0.00	218,750.00	218,750.00			
06/14/11	06/14/11	FHLB BONDS DTD 11/04/2009 1.750% 12/14/2012	3133XVNT4	25,000,000.00	0.00	218,750.00	218,750.00			
06/15/11	06/15/11	US TREASURY NOTES DTD 06/15/2010 1.125% 06/15/2013	912828NH9	25,000,000.00	0.00	140,625.00	140,625.00			
06/15/11	06/15/11	US TREASURY NOTES DTD 06/15/2010 1.125% 06/15/2013	912828NH9	25,000,000.00	0.00	140,625.00	140,625.00			
06/15/11	06/15/11	FHLMC GLOBAL NOTES DTD 05/21/2009 1.750% 06/15/2012	3137EACC1	25,000,000.00	0.00	218,750.00	218,750.00			
06/18/11	06/18/11	FNMA NOTES DTD 11/01/2010 0.750% 12/18/2013	31398A5W8	25,000,000.00	0.00	93,750.00	93,750.00			
06/18/11	06/18/11	FNMA NOTES DTD 11/01/2010 0.750% 12/18/2013	31398A5W8	5,545,000.00	0.00	20,793.75	20,793.75			
06/20/11	06/20/11	FNMA NOTES (CALLED, OMD 12/20/13) DTD 12/20/2010 1.250% 06/20/2011	31398A6Y3	25,000,000.00	0.00	156,250.00	156,250.00			





**Managed Account Security Transactions & Interest**

For the Month Ending **June 30, 2011**

**SAN BERNARDINO COUNTY - 76990800**

Transaction Type	Trade	Settle	Security Description	CUSIP	Par	Principal Proceeds	Accrued Interest	Total	Realized G/L Cost	Realized G/L Amort Cost	Sale Method
<b>INTEREST</b>											
	06/21/11	06/21/11	FNMA NOTES (CALLED, OMD 12/21/2012) DTD 12/21/2010 0.900% 06/21/2011	31398A7B2	25,000,000.00	0.00	112,500.00	112,500.00			
	06/21/11	06/21/11	FNMA NOTES (CALLED, OMD 12/21/2012) DTD 12/21/2010 0.900% 06/21/2011	31398A7B2	36,050,000.00	0.00	162,225.00	162,225.00			
	06/24/11	06/24/11	FHLB GLOBAL BONDS DTD 05/27/2008 3.375% 06/24/2011	3133XRCW8	30,295,000.00	0.00	511,228.13	511,228.13			
	06/24/11	06/24/11	FFCB BONDS DTD 12/24/2009 1.625% 12/24/2012	31331JAB9	25,000,000.00	0.00	203,125.00	203,125.00			
	06/26/11	06/26/11	FHLMC (FLOATING) MTN DTD 04/26/2010 0.186% 10/26/2011	3134G1BL7	20,800,000.00	0.00	3,451.47	3,451.47			
	06/26/11	06/26/11	FNMA GLOBAL NOTES DTD 05/21/2010 1.500% 06/26/2013	31398AT44	25,000,000.00	0.00	187,500.00	187,500.00			
	06/26/11	06/26/11	FHLB NOTES DTD 11/08/2010 0.500% 06/26/2013	313371PM2	40,565,000.00	0.00	101,412.50	101,412.50			
	06/27/11	06/27/11	FNMA NOTES (CALLED, OMD 12/27/2012) DTD 11/29/2010 0.550% 06/27/2011	31398A6J6	25,000,000.00	0.00	68,750.00	68,750.00			
	06/30/11	06/30/11	FEDERATED GOVT OBLIGATIONS FUND	60934N104	0.00	0.00	205.50	205.50			
	06/30/11	06/30/11	FEDERATED PRIME OBLIGATION MUTUAL	60934N203	0.00	0.00	78.68	78.68			
	06/30/11	06/30/11	FNMA NOTES (CALLED, OMD 9/30/2013) DTD 09/30/2010 1.250% 06/30/2011	31398A4D1	25,000,000.00	0.00	78,125.00	78,125.00			
	06/30/11	06/30/11	US TREASURY NOTES DTD 06/30/2010 0.625% 06/30/2012	912828NS5	50,000,000.00	0.00	156,250.00	156,250.00			
	06/30/11	06/30/11	FNMA NOTES (CALLED, OMD 12/30/2013) DTD 12/30/2010 1.250% 06/30/2011	3136FPO59	25,000,000.00	0.00	156,250.00	156,250.00			



**Managed Account Security Transactions & Interest**

For the Month Ending **June 30, 2011**

**SAN BERNARDINO COUNTY - 76990800**

Transaction Type	Trade	Settle	Security Description	CUSIP	Par	Principal Proceeds	Accrued Interest	Total	Realized G/L Cost	Realized G/L Amort Cost	Sale Method
<b>Transaction Type Sub-Total</b>					<b>757,710,000.00</b>	<b>0.00</b>	<b>4,079,299.83</b>	<b>4,079,299.83</b>			
<b>MATURITY</b>											
06/01/11	06/01/11		BNP PARIBAS SF CERT DEPOS DTD 03/02/2011 0.340% 06/01/2011	05572NBE5	25,000,000.00	25,000,000.00	21,486.11	25,021,486.11	0.00	0.00	
06/01/11	06/01/11		NORDEA NORTH AMERICA INC COMM PAPER -- 0.000% 06/01/2011	6555P1T15	10,000,000.00	10,000,000.00	0.00	10,000,000.00	4,961.11	0.00	
06/01/11	06/01/11		CREDIT AGRICOLE NA COMM PAPER -- 0.000% 06/01/2011	22532CT12	50,000,000.00	50,000,000.00	0.00	50,000,000.00	166.67	0.00	
06/01/11	06/01/11		CREDIT AGRICOLE NA COMM PAPER -- 0.000% 06/01/2011	22532CT12	50,000,000.00	50,000,000.00	0.00	50,000,000.00	166.67	0.00	
06/01/11	06/01/11		CREDIT AGRICOLE NA COMM PAPER -- 0.000% 06/01/2011	22532CT12	50,000,000.00	50,000,000.00	0.00	50,000,000.00	166.67	0.00	
06/01/11	06/01/11		CREDIT AGRICOLE NA COMM PAPER -- 0.000% 06/01/2011	22532CT12	15,000,000.00	15,000,000.00	0.00	15,000,000.00	50.00	0.00	
06/01/11	06/01/11		SOCIETE GENERALE NA COMM PAPER -- 0.000% 06/01/2011	83365ST11	50,000,000.00	50,000,000.00	0.00	50,000,000.00	138.89	0.00	
06/01/11	06/01/11		SOCIETE GENERALE NA COMM PAPER -- 0.000% 06/01/2011	83365ST11	50,000,000.00	50,000,000.00	0.00	50,000,000.00	138.89	0.00	
06/01/11	06/01/11		SOCIETE GENERALE NA COMM PAPER -- 0.000% 06/01/2011	83365ST11	50,000,000.00	50,000,000.00	0.00	50,000,000.00	138.89	0.00	
06/01/11	06/01/11		SOCIETE GENERALE NA COMM PAPER -- 0.000% 06/01/2011	83365ST11	15,000,000.00	15,000,000.00	0.00	15,000,000.00	41.67	0.00	
06/01/11	06/01/11		RABOBANK NEDERLAND NV NY CERT DEPOS DTD 12/07/2010 0.360% 06/01/2011	74977JLA8	25,000,000.00	25,000,000.00	44,000.00	25,044,000.00	0.00	0.00	
06/01/11	06/01/11		RABOBANK USA FIN CORP COMM PAPER -- 0.000% 06/01/2011	74977LT15	50,000,000.00	50,000,000.00	0.00	50,000,000.00	52,500.00	0.00	



**Managed Account Security Transactions & Interest**

For the Month Ending **June 30, 2011**

**SAN BERNARDINO COUNTY - 76990800**

Transaction Type	Trade	Settle	Security Description	CUSIP	Par	Principal Proceeds	Accrued Interest	Total	Realized G/L Cost	Realized G/L Amort Cost	Sale Method
<b>MATURITY</b>											
	06/01/11	06/01/11	BARCLAYS US FUNDING LLC COMM PAPER -- 0.000% 06/01/2011	06737JT13	50,000,000.00	50,000,000.00	0.00	50,000,000.00	138.89	0.00	
	06/01/11	06/01/11	RABOBANK USA FIN CORP COMM PAPER -- 0.000% 06/01/2011	74977LT15	25,000,000.00	25,000,000.00	0.00	25,000,000.00	15,000.00	0.00	
	06/01/11	06/01/11	JP MORGAN CHASE & CO COMM PAPER -- 0.000% 06/01/2011	46621T18	25,000,000.00	25,000,000.00	0.00	25,000,000.00	6,666.67	0.00	
	06/01/11	06/01/11	BNP PARIBAS SF CERT DEPOS DTD 03/01/2011 0.340% 06/01/2011	05572NBD7	25,000,000.00	25,000,000.00	21,722.22	25,021,722.22	0.00	0.00	
	06/01/11	06/01/11	BARCLAYS US FUNDING LLC COMM PAPER -- 0.000% 06/01/2011	06737JT13	50,000,000.00	50,000,000.00	0.00	50,000,000.00	138.89	0.00	
	06/02/11	06/02/11	BARCLAYS US FUNDING LLC COMM PAPER -- 0.000% 06/02/2011	06737JT21	50,000,000.00	50,000,000.00	0.00	50,000,000.00	4,666.67	0.00	
	06/02/11	06/02/11	CREDIT AGRICOLE NA COMM PAPER -- 0.000% 06/02/2011	22532CT20	50,000,000.00	50,000,000.00	0.00	50,000,000.00	152.78	0.00	
	06/02/11	06/02/11	CREDIT AGRICOLE NA COMM PAPER -- 0.000% 06/02/2011	22532CT20	25,000,000.00	25,000,000.00	0.00	25,000,000.00	76.39	0.00	
	06/02/11	06/02/11	SOCIETE GENERALE NA COMM PAPER -- 0.000% 06/02/2011	83365ST29	20,000,000.00	20,000,000.00	0.00	20,000,000.00	50.00	0.00	
	06/02/11	06/02/11	SOCIETE GENERALE NA COMM PAPER -- 0.000% 06/02/2011	83365ST29	50,000,000.00	50,000,000.00	0.00	50,000,000.00	125.00	0.00	
	06/02/11	06/02/11	BARCLAYS US FUNDING LLC COMM PAPER -- 0.000% 06/02/2011	06737JT21	50,000,000.00	50,000,000.00	0.00	50,000,000.00	138.89	0.00	
	06/02/11	06/02/11	BARCLAYS US FUNDING LLC COMM PAPER -- 0.000% 06/02/2011	06737JT21	50,000,000.00	50,000,000.00	0.00	50,000,000.00	138.89	0.00	



**Managed Account Security Transactions & Interest**

For the Month Ending **June 30, 2011**

**SAN BERNARDINO COUNTY - 76990800**

Transaction Type	Trade	Settle	Security Description	CUSIP	Par	Principal Proceeds	Accrued Interest	Total	Realized G/L Cost	Realized G/L Amort Cost	Sale Method
<b>MATURITY</b>											
	06/02/11	06/02/11	SOCIETE GENERALE NA COMM PAPER -- 0.000% 06/02/2011	83365ST29	50,000,000.00	50,000,000.00	0.00	50,000,000.00	125.00	0.00	
	06/02/11	06/02/11	CREDIT AGRICOLE NA COMM PAPER -- 0.000% 06/02/2011	22532CT20	50,000,000.00	50,000,000.00	0.00	50,000,000.00	152.78	0.00	
	06/03/11	06/03/11	FHLMC NOTES (CALLED, OMD 9/3/2013) DTD 09/03/2010 1.150% 06/03/2011	3134G1SB1	25,000,000.00	25,000,000.00	0.00	25,000,000.00	0.00	0.00	
	06/03/11	06/03/11	CREDIT AGRICOLE NA COMM PAPER -- 0.000% 06/03/2011	22532CT38	50,000,000.00	50,000,000.00	0.00	50,000,000.00	152.78	0.00	
	06/03/11	06/03/11	CREDIT AGRICOLE NA COMM PAPER -- 0.000% 06/03/2011	22532CT38	50,000,000.00	50,000,000.00	0.00	50,000,000.00	152.78	0.00	
	06/03/11	06/03/11	BARCLAYS US FUNDING LLC COMM PAPER -- 0.000% 06/03/2011	06737JT39	50,000,000.00	50,000,000.00	0.00	50,000,000.00	138.89	0.00	
	06/03/11	06/03/11	BARCLAYS US FUNDING LLC COMM PAPER -- 0.000% 06/03/2011	06737JT39	15,000,000.00	15,000,000.00	0.00	15,000,000.00	41.67	0.00	
	06/03/11	06/03/11	SOCIETE GENERALE NA COMM PAPER -- 0.000% 06/03/2011	83365ST37	50,000,000.00	50,000,000.00	0.00	50,000,000.00	138.89	0.00	
	06/03/11	06/03/11	SOCIETE GENERALE NA COMM PAPER -- 0.000% 06/03/2011	83365ST37	50,000,000.00	50,000,000.00	0.00	50,000,000.00	138.89	0.00	
	06/03/11	06/03/11	SOCIETE GENERALE NA COMM PAPER -- 0.000% 06/03/2011	83365ST37	50,000,000.00	50,000,000.00	0.00	50,000,000.00	138.89	0.00	
	06/03/11	06/03/11	BARCLAYS US FUNDING LLC COMM PAPER -- 0.000% 06/03/2011	06737JT39	50,000,000.00	50,000,000.00	0.00	50,000,000.00	4,833.33	0.00	
	06/03/11	06/03/11	CREDIT AGRICOLE NA COMM PAPER -- 0.000% 06/03/2011	22532CT38	50,000,000.00	50,000,000.00	0.00	50,000,000.00	152.78	0.00	
	06/06/11	06/06/11	SOCIETE GENERALE NA COMM PAPER -- 0.000% 06/06/2011	83365ST60	50,000,000.00	50,000,000.00	0.00	50,000,000.00	458.33	0.00	



**Managed Account Security Transactions & Interest**

For the Month Ending **June 30, 2011**

**SAN BERNARDINO COUNTY - 76990800**

Transaction Type		Security Description	CUSIP	Par	Principal Proceeds	Accrued Interest	Total	Realized G/L Cost	Realized G/L Amort Cost	Sale Method
Trade	Settle									
<b>MATURITY</b>										
06/06/11	06/06/11	SOCIETE GENERALE NA COMM PAPER -- 0.000% 06/06/2011	83365ST60	50,000,000.00	50,000,000.00	0.00	50,000,000.00	458.33	0.00	
06/06/11	06/06/11	SOCIETE GENERALE NA COMM PAPER -- 0.000% 06/06/2011	83365ST60	50,000,000.00	50,000,000.00	0.00	50,000,000.00	458.33	0.00	
06/06/11	06/06/11	SOCIETE GENERALE NA COMM PAPER -- 0.000% 06/06/2011	83365ST60	50,000,000.00	50,000,000.00	0.00	50,000,000.00	458.33	0.00	
06/06/11	06/06/11	CREDIT AGRICOLE NA COMM PAPER -- 0.000% 06/06/2011	22532CT61	50,000,000.00	50,000,000.00	0.00	50,000,000.00	500.00	0.00	
06/06/11	06/06/11	CREDIT AGRICOLE NA COMM PAPER -- 0.000% 06/06/2011	22532CT61	50,000,000.00	50,000,000.00	0.00	50,000,000.00	500.00	0.00	
06/06/11	06/06/11	CREDIT AGRICOLE NA COMM PAPER -- 0.000% 06/06/2011	22532CT61	50,000,000.00	50,000,000.00	0.00	50,000,000.00	500.00	0.00	
06/06/11	06/06/11	CREDIT AGRICOLE NA COMM PAPER -- 0.000% 06/06/2011	22532CT61	50,000,000.00	50,000,000.00	0.00	50,000,000.00	500.00	0.00	
06/06/11	06/06/11	BARCLAYS US FUNDING LLC COMM PAPER -- 0.000% 06/06/2011	06737JT62	50,000,000.00	50,000,000.00	0.00	50,000,000.00	416.67	0.00	
06/07/11	06/07/11	CREDIT AGRICOLE NA COMM PAPER -- 0.000% 06/07/2011	22532CT79	50,000,000.00	50,000,000.00	0.00	50,000,000.00	152.78	0.00	
06/07/11	06/07/11	CREDIT AGRICOLE NA COMM PAPER -- 0.000% 06/07/2011	22532CT79	50,000,000.00	50,000,000.00	0.00	50,000,000.00	152.78	0.00	
06/07/11	06/07/11	CREDIT AGRICOLE NA COMM PAPER -- 0.000% 06/07/2011	22532CT79	20,000,000.00	20,000,000.00	0.00	20,000,000.00	61.11	0.00	
06/07/11	06/07/11	CREDIT AGRICOLE NA COMM PAPER -- 0.000% 06/07/2011	22532CT79	50,000,000.00	50,000,000.00	0.00	50,000,000.00	152.78	0.00	
06/07/11	06/07/11	BNP PARIBAS FINANCE INC COMM PAPER -- 0.000% 06/07/2011	0556N1T78	25,000,000.00	25,000,000.00	0.00	25,000,000.00	21,722.22	0.00	



**Managed Account Security Transactions & Interest**

For the Month Ending **June 30, 2011**

**SAN BERNARDINO COUNTY - 76990800**

Transaction Type	Trade	Settle	Security Description	CUSIP	Par	Principal Proceeds	Accrued Interest	Total	Realized G/L Cost	Realized G/L Amort Cost	Sale Method
<b>MATURITY</b>											
	06/07/11	06/07/11	SVENSKA HANDELSBANKEN NY CERT DEPOS DTD 03/07/2011 0.275% 06/07/2011	86959BQY4	35,000,000.00	35,000,000.00	24,597.22	35,024,597.22	(431.82)	0.00	
	06/07/11	06/07/11	BARCLAYS US FUNDING LLC COMM PAPER -- 0.000% 06/07/2011	06737JT70	50,000,000.00	50,000,000.00	0.00	50,000,000.00	138.89	0.00	
	06/07/11	06/07/11	BARCLAYS US FUNDING LLC COMM PAPER -- 0.000% 06/07/2011	06737JT70	50,000,000.00	50,000,000.00	0.00	50,000,000.00	138.89	0.00	
	06/07/11	06/07/11	SOCIETE GENERALE NA COMM PAPER -- 0.000% 06/07/2011	83365ST78	50,000,000.00	50,000,000.00	0.00	50,000,000.00	152.78	0.00	
	06/07/11	06/07/11	SOCIETE GENERALE NA COMM PAPER -- 0.000% 06/07/2011	83365ST78	50,000,000.00	50,000,000.00	0.00	50,000,000.00	152.78	0.00	
	06/07/11	06/07/11	SOCIETE GENERALE NA COMM PAPER -- 0.000% 06/07/2011	83365ST78	50,000,000.00	50,000,000.00	0.00	50,000,000.00	152.78	0.00	
	06/07/11	06/07/11	SOCIETE GENERALE NA COMM PAPER -- 0.000% 06/07/2011	83365ST78	20,000,000.00	20,000,000.00	0.00	20,000,000.00	61.11	0.00	
	06/08/11	06/08/11	BARCLAYS US FUNDING LLC COMM PAPER -- 0.000% 06/08/2011	06737JT88	50,000,000.00	50,000,000.00	0.00	50,000,000.00	138.89	0.00	
	06/08/11	06/08/11	BARCLAYS US FUNDING LLC COMM PAPER -- 0.000% 06/08/2011	06737JT88	50,000,000.00	50,000,000.00	0.00	50,000,000.00	138.89	0.00	
	06/08/11	06/08/11	SOCIETE GENERALE NA COMM PAPER -- 0.000% 06/08/2011	83365ST86	50,000,000.00	50,000,000.00	0.00	50,000,000.00	152.78	0.00	
	06/08/11	06/08/11	SOCIETE GENERALE NA COMM PAPER -- 0.000% 06/08/2011	83365ST86	50,000,000.00	50,000,000.00	0.00	50,000,000.00	152.78	0.00	
	06/08/11	06/08/11	SOCIETE GENERALE NA COMM PAPER -- 0.000% 06/08/2011	83365ST86	50,000,000.00	50,000,000.00	0.00	50,000,000.00	152.78	0.00	



**Managed Account Security Transactions & Interest**

For the Month Ending **June 30, 2011**

**SAN BERNARDINO COUNTY - 76990800**

Transaction Type		Security Description	CUSIP	Par	Principal Proceeds	Accrued Interest	Total	Realized G/L Cost	Realized G/L Amort Cost	Sale Method
Trade	Settle									
<b>MATURITY</b>										
06/08/11	06/08/11	CREDIT AGRICOLE NORTH AMERICA COMM PAPER -- 0.000% 06/08/2011	22532CT87	50,000,000.00	50,000,000.00	0.00	50,000,000.00	152.78	0.00	
06/08/11	06/08/11	CREDIT AGRICOLE NORTH AMERICA COMM PAPER -- 0.000% 06/08/2011	22532CT87	50,000,000.00	50,000,000.00	0.00	50,000,000.00	152.78	0.00	
06/08/11	06/08/11	CREDIT AGRICOLE NORTH AMERICA COMM PAPER -- 0.000% 06/08/2011	22532CT87	50,000,000.00	50,000,000.00	0.00	50,000,000.00	152.78	0.00	
06/08/11	06/08/11	CREDIT AGRICOLE NORTH AMERICA COMM PAPER -- 0.000% 06/08/2011	22532CT87	50,000,000.00	50,000,000.00	0.00	50,000,000.00	152.78	0.00	
06/09/11	06/09/11	BARCLAYS US FUNDING LLC COMM PAPER -- 0.000% 06/09/2011	06737JT96	50,000,000.00	50,000,000.00	0.00	50,000,000.00	111.11	0.00	
06/09/11	06/09/11	BARCLAYS US FUNDING LLC COMM PAPER -- 0.000% 06/09/2011	06737JT96	50,000,000.00	50,000,000.00	0.00	50,000,000.00	111.11	0.00	
06/09/11	06/09/11	GENERAL ELEC CAP SVCS COMM PAPER -- 0.000% 06/09/2011	36959ST94	40,000,000.00	40,000,000.00	0.00	40,000,000.00	23,000.00	0.00	
06/09/11	06/09/11	SOCIETE GENERALE NA COMM PAPER -- 0.000% 06/09/2011	83365ST94	50,000,000.00	50,000,000.00	0.00	50,000,000.00	152.78	0.00	
06/09/11	06/09/11	SOCIETE GENERALE NA COMM PAPER -- 0.000% 06/09/2011	83365ST94	50,000,000.00	50,000,000.00	0.00	50,000,000.00	152.78	0.00	
06/09/11	06/09/11	SOCIETE GENERALE NA COMM PAPER -- 0.000% 06/09/2011	83365ST94	50,000,000.00	50,000,000.00	0.00	50,000,000.00	152.78	0.00	
06/09/11	06/09/11	CREDIT AGRICOLE NA COMM PAPER -- 0.000% 06/09/2011	22532CT95	50,000,000.00	50,000,000.00	0.00	50,000,000.00	152.78	0.00	
06/09/11	06/09/11	CREDIT AGRICOLE NA COMM PAPER -- 0.000% 06/09/2011	22532CT95	50,000,000.00	50,000,000.00	0.00	50,000,000.00	152.78	0.00	



**Managed Account Security Transactions & Interest**

For the Month Ending **June 30, 2011**

**SAN BERNARDINO COUNTY - 76990800**

Transaction Type	Trade	Settle	Security Description	CUSIP	Par	Principal Proceeds	Accrued Interest	Total	Realized G/L Cost	Realized G/L Amort Cost	Sale Method
<b>MATURITY</b>											
	06/09/11	06/09/11	CREDIT AGRICOLE NA COMM PAPER -- 0.000% 06/09/2011	22532CT95	50,000,000.00	50,000,000.00	0.00	50,000,000.00	152.78	0.00	
	06/09/11	06/09/11	CREDIT AGRICOLE NA COMM PAPER -- 0.000% 06/09/2011	22532CT95	15,000,000.00	15,000,000.00	0.00	15,000,000.00	45.83	0.00	
	06/10/11	06/10/11	SOCIETE GENERALE NA COMM PAPER -- 0.000% 06/10/2011	83365STA1	30,000,000.00	30,000,000.00	0.00	30,000,000.00	91.67	0.00	
	06/10/11	06/10/11	SOCIETE GENERALE NA COMM PAPER -- 0.000% 06/10/2011	83365STA1	50,000,000.00	50,000,000.00	0.00	50,000,000.00	152.78	0.00	
	06/10/11	06/10/11	SOCIETE GENERALE NA COMM PAPER -- 0.000% 06/10/2011	83365STA1	50,000,000.00	50,000,000.00	0.00	50,000,000.00	152.78	0.00	
	06/10/11	06/10/11	FHLB BONDS DTD 05/24/2010 0.580% 06/10/2011	3133XYNZ4	15,000,000.00	15,000,000.00	0.00	15,000,000.00	1,050.00	0.00	
	06/10/11	06/10/11	FHLB BONDS DTD 05/24/2010 0.580% 06/10/2011	3133XYNZ4	15,000,000.00	15,000,000.00	0.00	15,000,000.00	1,050.00	0.00	
	06/10/11	06/10/11	BARCLAYS US FUNDING LLC COMM PAPER -- 0.000% 06/10/2011	06737JTA3	50,000,000.00	50,000,000.00	0.00	50,000,000.00	111.11	0.00	
	06/10/11	06/10/11	BARCLAYS US FUNDING LLC COMM PAPER -- 0.000% 06/10/2011	06737JTA3	50,000,000.00	50,000,000.00	0.00	50,000,000.00	111.11	0.00	
	06/10/11	06/10/11	CREDIT AGRICOLE NA COMM PAPER -- 0.000% 06/10/2011	22532CTA2	50,000,000.00	50,000,000.00	0.00	50,000,000.00	138.89	0.00	
	06/10/11	06/10/11	CREDIT AGRICOLE NA COMM PAPER -- 0.000% 06/10/2011	22532CTA2	30,000,000.00	30,000,000.00	0.00	30,000,000.00	83.33	0.00	
	06/10/11	06/10/11	CREDIT AGRICOLE NA COMM PAPER -- 0.000% 06/10/2011	22532CTA2	50,000,000.00	50,000,000.00	0.00	50,000,000.00	138.89	0.00	
	06/10/11	06/10/11	FHLB TAP BONDS DTD 05/24/2005 4.250% 06/10/2011	3133XBYA7	25,000,000.00	25,000,000.00	0.00	25,000,000.00	(158,250.00)	0.00	
	06/13/11	06/13/11	BANK OF AMERICA CORP COMM PAPER -- 0.000% 06/13/2011	0660P1TD3	10,000,000.00	10,000,000.00	0.00	10,000,000.00	75.00	0.00	





### Managed Account Security Transactions & Interest

For the Month Ending **June 30, 2011**

**SAN BERNARDINO COUNTY - 76990800**

Transaction Type	Trade	Settle	Security Description	CUSIP	Par	Principal Proceeds	Accrued Interest	Total	Realized G/L Cost	Realized G/L Amort Cost	Sale Method
<b>MATURITY</b>											
	06/13/11	06/13/11	SOCIETE GENERALE NA COMM PAPER -- 0.000% 06/13/2011	83365STD5	50,000,000.00	50,000,000.00	0.00	50,000,000.00	458.33	0.00	
	06/13/11	06/13/11	SOCIETE GENERALE NA COMM PAPER -- 0.000% 06/13/2011	83365STD5	10,000,000.00	10,000,000.00	0.00	10,000,000.00	91.67	0.00	
	06/13/11	06/13/11	SOCIETE GENERALE NA COMM PAPER -- 0.000% 06/13/2011	83365STD5	50,000,000.00	50,000,000.00	0.00	50,000,000.00	458.33	0.00	
	06/13/11	06/13/11	SOCIETE GENERALE NA COMM PAPER -- 0.000% 06/13/2011	83365STD5	50,000,000.00	50,000,000.00	0.00	50,000,000.00	458.33	0.00	
	06/13/11	06/13/11	BARCLAYS US FUNDING LLC COMM PAPER -- 0.000% 06/13/2011	06737JTD7	50,000,000.00	50,000,000.00	0.00	50,000,000.00	333.33	0.00	
	06/13/11	06/13/11	BARCLAYS US FUNDING LLC COMM PAPER -- 0.000% 06/13/2011	06737JTD7	50,000,000.00	50,000,000.00	0.00	50,000,000.00	333.33	0.00	
	06/13/11	06/13/11	CREDIT AGRICOLE NA COMM PAPER -- 0.000% 06/13/2011	22532CTD6	50,000,000.00	50,000,000.00	0.00	50,000,000.00	416.67	0.00	
	06/13/11	06/13/11	CREDIT AGRICOLE NA COMM PAPER -- 0.000% 06/13/2011	22532CTD6	50,000,000.00	50,000,000.00	0.00	50,000,000.00	416.67	0.00	
	06/13/11	06/13/11	CREDIT AGRICOLE NA COMM PAPER -- 0.000% 06/13/2011	22532CTD6	50,000,000.00	50,000,000.00	0.00	50,000,000.00	416.67	0.00	
	06/14/11	06/14/11	SOCIETE GENERALE NA COMM PAPER -- 0.000% 06/14/2011	83365STE3	10,000,000.00	10,000,000.00	0.00	10,000,000.00	27.78	0.00	
	06/14/11	06/14/11	SOCIETE GENERALE NA COMM PAPER -- 0.000% 06/14/2011	83365STE3	50,000,000.00	50,000,000.00	0.00	50,000,000.00	138.89	0.00	
	06/14/11	06/14/11	SOCIETE GENERALE NA COMM PAPER -- 0.000% 06/14/2011	83365STE3	50,000,000.00	50,000,000.00	0.00	50,000,000.00	138.89	0.00	
	06/14/11	06/14/11	SOCIETE GENERALE NA COMM PAPER -- 0.000% 06/14/2011	83365STE3	50,000,000.00	50,000,000.00	0.00	50,000,000.00	138.89	0.00	



**Managed Account Security Transactions & Interest**

For the Month Ending **June 30, 2011**

**SAN BERNARDINO COUNTY - 76990800**

Transaction Type	Trade	Settle	Security Description	CUSIP	Par	Principal Proceeds	Accrued Interest	Total	Realized G/L Cost	Realized G/L Amort Cost	Sale Method
<b>MATURITY</b>											
	06/14/11	06/14/11	BANK OF AMERICA CORP COMM PAPER -- 0.000% 06/14/2011	0660P1TE1	50,000,000.00	50,000,000.00	0.00	50,000,000.00	125.00	0.00	
	06/14/11	06/14/11	BANK OF AMERICA CORP COMM PAPER -- 0.000% 06/14/2011	0660P1TE1	50,000,000.00	50,000,000.00	0.00	50,000,000.00	125.00	0.00	
	06/14/11	06/14/11	FNMA NOTES (CALLED, OMD 12/14/2012) DTD 12/14/2010 0.800% 06/14/2011	3136FPH83	25,000,000.00	25,000,000.00	0.00	25,000,000.00	3,750.00	0.00	
	06/14/11	06/14/11	CREDIT AGRICOLE NA COMM PAPER -- 0.000% 06/14/2011	22532CTE4	50,000,000.00	50,000,000.00	0.00	50,000,000.00	138.89	0.00	
	06/14/11	06/14/11	CREDIT AGRICOLE NA COMM PAPER -- 0.000% 06/14/2011	22532CTE4	10,000,000.00	10,000,000.00	0.00	10,000,000.00	27.78	0.00	
	06/14/11	06/14/11	CREDIT AGRICOLE NA COMM PAPER -- 0.000% 06/14/2011	22532CTE4	50,000,000.00	50,000,000.00	0.00	50,000,000.00	138.89	0.00	
	06/14/11	06/14/11	CREDIT AGRICOLE NA COMM PAPER -- 0.000% 06/14/2011	22532CTE4	50,000,000.00	50,000,000.00	0.00	50,000,000.00	138.89	0.00	
	06/15/11	06/15/11	BARCLAYS US FUNDING LLC COMM PAPER -- 0.000% 06/15/2011	06737JTF2	5,000,000.00	5,000,000.00	0.00	5,000,000.00	13.89	0.00	
	06/15/11	06/15/11	BARCLAYS US FUNDING LLC COMM PAPER -- 0.000% 06/15/2011	06737JTF2	50,000,000.00	50,000,000.00	0.00	50,000,000.00	138.89	0.00	
	06/15/11	06/15/11	BARCLAYS US FUNDING LLC COMM PAPER -- 0.000% 06/15/2011	06737JTF2	50,000,000.00	50,000,000.00	0.00	50,000,000.00	138.89	0.00	
	06/15/11	06/15/11	CREDIT AGRICOLE NA COMM PAPER -- 0.000% 06/15/2011	22532CTF1	50,000,000.00	50,000,000.00	0.00	50,000,000.00	138.89	0.00	
	06/15/11	06/15/11	CREDIT AGRICOLE NA COMM PAPER -- 0.000% 06/15/2011	22532CTF1	50,000,000.00	50,000,000.00	0.00	50,000,000.00	138.89	0.00	
	06/15/11	06/15/11	CREDIT AGRICOLE NA COMM PAPER -- 0.000% 06/15/2011	22532CTF1	50,000,000.00	50,000,000.00	0.00	50,000,000.00	138.89	0.00	



**Managed Account Security Transactions & Interest**

For the Month Ending **June 30, 2011**

**SAN BERNARDINO COUNTY - 76990800**

Transaction Type	Trade	Settle	Security Description	CUSIP	Par	Principal Proceeds	Accrued Interest	Total	Realized G/L Cost	Realized G/L Amort Cost	Sale Method
<b>MATURITY</b>											
	06/15/11	06/15/11	SOCIETE GENERALE NA COMM PAPER -- 0.000% 06/15/2011	83365STF0	50,000,000.00	50,000,000.00	0.00	50,000,000.00	152.78	0.00	
	06/15/11	06/15/11	SOCIETE GENERALE NA COMM PAPER -- 0.000% 06/15/2011	83365STF0	50,000,000.00	50,000,000.00	0.00	50,000,000.00	152.78	0.00	
	06/15/11	06/15/11	SOCIETE GENERALE NA COMM PAPER -- 0.000% 06/15/2011	83365STF0	50,000,000.00	50,000,000.00	0.00	50,000,000.00	152.78	0.00	
	06/15/11	06/15/11	SOCIETE GENERALE NA COMM PAPER -- 0.000% 06/15/2011	83365STF0	35,000,000.00	35,000,000.00	0.00	35,000,000.00	106.94	0.00	
	06/15/11	06/15/11	GENERAL ELEC CAP SVCS COMM PAPER -- 0.000% 06/15/2011	36959STF0	25,000,000.00	25,000,000.00	0.00	25,000,000.00	14,375.00	0.00	
	06/16/11	06/16/11	JP MORGAN CHASE & CO COMM PAPER -- 0.000% 06/16/2011	46621TG5	40,000,000.00	40,000,000.00	0.00	40,000,000.00	20,222.22	0.00	
	06/16/11	06/16/11	SOCIETE GENERALE NA COMM PAPER -- 0.000% 06/16/2011	83365STG8	50,000,000.00	50,000,000.00	0.00	50,000,000.00	166.67	0.00	
	06/16/11	06/16/11	SOCIETE GENERALE NA COMM PAPER -- 0.000% 06/16/2011	83365STG8	50,000,000.00	50,000,000.00	0.00	50,000,000.00	166.67	0.00	
	06/16/11	06/16/11	SOCIETE GENERALE NA COMM PAPER -- 0.000% 06/16/2011	83365STG8	50,000,000.00	50,000,000.00	0.00	50,000,000.00	166.67	0.00	
	06/16/11	06/16/11	BARCLAYS US FUNDING LLC COMM PAPER -- 0.000% 06/16/2011	06737JTG0	50,000,000.00	50,000,000.00	0.00	50,000,000.00	138.89	0.00	
	06/16/11	06/16/11	BARCLAYS US FUNDING LLC COMM PAPER -- 0.000% 06/16/2011	06737JTG0	45,000,000.00	45,000,000.00	0.00	45,000,000.00	125.00	0.00	
	06/16/11	06/16/11	CREDIT AGRICOLE NA COMM PAPER -- 0.000% 06/16/2011	22532CTG9	50,000,000.00	50,000,000.00	0.00	50,000,000.00	180.56	0.00	
	06/16/11	06/16/11	CREDIT AGRICOLE NA COMM PAPER -- 0.000% 06/16/2011	22532CTG9	50,000,000.00	50,000,000.00	0.00	50,000,000.00	180.56	0.00	
	06/16/11	06/16/11	CREDIT AGRICOLE NA COMM PAPER -- 0.000% 06/16/2011	22532CTG9	50,000,000.00	50,000,000.00	0.00	50,000,000.00	180.56	0.00	



**Managed Account Security Transactions & Interest**

For the Month Ending **June 30, 2011**

**SAN BERNARDINO COUNTY - 76990800**

Transaction Type	Trade	Settle	Security Description	CUSIP	Par	Principal Proceeds	Accrued Interest	Total	Realized G/L Cost	Realized G/L Amort Cost	Sale Method
<b>MATURITY</b>											
	06/17/11	06/17/11	BARCLAYS US FUNDING LLC COMM PAPER -- 0.000% 06/17/2011	06737JTH8	50,000,000.00	50,000,000.00	0.00	50,000,000.00	138.89	0.00	
	06/17/11	06/17/11	BARCLAYS US FUNDING LLC COMM PAPER -- 0.000% 06/17/2011	06737JTH8	50,000,000.00	50,000,000.00	0.00	50,000,000.00	138.89	0.00	
	06/17/11	06/17/11	CREDIT AGRICOLE NA COMM PAPER -- 0.000% 06/17/2011	22532CTH7	50,000,000.00	50,000,000.00	0.00	50,000,000.00	166.67	0.00	
	06/17/11	06/17/11	CREDIT AGRICOLE NA COMM PAPER -- 0.000% 06/17/2011	22532CTH7	50,000,000.00	50,000,000.00	0.00	50,000,000.00	166.67	0.00	
	06/17/11	06/17/11	CREDIT AGRICOLE NA COMM PAPER -- 0.000% 06/17/2011	22532CTH7	50,000,000.00	50,000,000.00	0.00	50,000,000.00	166.67	0.00	
	06/17/11	06/17/11	SOCIETE GENERALE NA COMM PAPER -- 0.000% 06/17/2011	83365STH6	50,000,000.00	50,000,000.00	0.00	50,000,000.00	166.67	0.00	
	06/17/11	06/17/11	SOCIETE GENERALE NA COMM PAPER -- 0.000% 06/17/2011	83365STH6	50,000,000.00	50,000,000.00	0.00	50,000,000.00	166.67	0.00	
	06/17/11	06/17/11	SOCIETE GENERALE NA COMM PAPER -- 0.000% 06/17/2011	83365STH6	50,000,000.00	50,000,000.00	0.00	50,000,000.00	166.67	0.00	
	06/20/11	06/20/11	BNP PARIBAS SF CERT DEPOS DTD 03/21/2011 0.330% 06/20/2011	05572NBS4	15,000,000.00	15,000,000.00	12,512.50	15,012,512.50	0.00	0.00	
	06/20/11	06/20/11	CREDIT AGRI NORTH AMER COMM PAPER -- 0.000% 06/20/2011	22532CTL8	50,000,000.00	50,000,000.00	0.00	50,000,000.00	500.00	0.00	
	06/20/11	06/20/11	CREDIT AGRI NORTH AMER COMM PAPER -- 0.000% 06/20/2011	22532CTL8	50,000,000.00	50,000,000.00	0.00	50,000,000.00	500.00	0.00	
	06/20/11	06/20/11	CREDIT AGRI NORTH AMER COMM PAPER -- 0.000% 06/20/2011	22532CTL8	40,000,000.00	40,000,000.00	0.00	40,000,000.00	400.00	0.00	



**Managed Account Security Transactions & Interest**

For the Month Ending **June 30, 2011**

**SAN BERNARDINO COUNTY - 76990800**

Transaction Type		Security Description	CUSIP	Par	Principal Proceeds	Accrued Interest	Total	Realized G/L Cost	Realized G/L Amort Cost	Sale Method
Trade	Settle									
<b>MATURITY</b>										
06/20/11	06/20/11	FNMA NOTES (CALLED, OMD 12/20/13) DTD 12/20/2010 1.250% 06/20/2011	31398A6Y3	25,000,000.00	25,000,000.00	0.00	25,000,000.00	0.00	0.00	
06/20/11	06/20/11	BARCLAYS US FUNDING LLC COMM PAPER -- 0.000% 06/20/2011	06737JTL9	5,000,000.00	5,000,000.00	0.00	5,000,000.00	41.67	0.00	
06/20/11	06/20/11	BARCLAYS US FUNDING LLC COMM PAPER -- 0.000% 06/20/2011	06737JTL9	50,000,000.00	50,000,000.00	0.00	50,000,000.00	416.67	0.00	
06/20/11	06/20/11	SOCIETE GENERALE NA COMM PAPER -- 0.000% 06/20/2011	83365STL7	50,000,000.00	50,000,000.00	0.00	50,000,000.00	500.00	0.00	
06/20/11	06/20/11	SOCIETE GENERALE NA COMM PAPER -- 0.000% 06/20/2011	83365STL7	40,000,000.00	40,000,000.00	0.00	40,000,000.00	400.00	0.00	
06/20/11	06/20/11	SOCIETE GENERALE NA COMM PAPER -- 0.000% 06/20/2011	83365STL7	50,000,000.00	50,000,000.00	0.00	50,000,000.00	500.00	0.00	
06/21/11	06/21/11	BARCLAYS US FUNDING LLC COMM PAPER -- 0.000% 06/21/2011	06737JTM7	50,000,000.00	50,000,000.00	0.00	50,000,000.00	138.89	0.00	
06/21/11	06/21/11	BARCLAYS US FUNDING LLC COMM PAPER -- 0.000% 06/21/2011	06737JTM7	50,000,000.00	50,000,000.00	0.00	50,000,000.00	138.89	0.00	
06/21/11	06/21/11	BARCLAYS US FUNDING LLC COMM PAPER -- 0.000% 06/21/2011	06737JTM7	50,000,000.00	50,000,000.00	0.00	50,000,000.00	138.89	0.00	
06/21/11	06/21/11	BARCLAYS US FUNDING LLC COMM PAPER -- 0.000% 06/21/2011	06737JTM7	26,000,000.00	26,000,000.00	0.00	26,000,000.00	72.22	0.00	
06/21/11	06/21/11	FNMA NOTES (CALLED, OMD 12/21/2012) DTD 12/21/2010 0.900% 06/21/2011	31398A7B2	25,000,000.00	25,000,000.00	0.00	25,000,000.00	2,500.00	0.00	



**Managed Account Security Transactions & Interest**

For the Month Ending **June 30, 2011**

**SAN BERNARDINO COUNTY - 76990800**

Transaction Type	Trade	Settle	Security Description	CUSIP	Par	Principal Proceeds	Accrued Interest	Total	Realized G/L Cost	Realized G/L Amort Cost	Sale Method
<b>MATURITY</b>											
	06/21/11	06/21/11	FNMA NOTES (CALLED, OMD 12/21/2012) DTD 12/21/2010 0.900% 06/21/2011	31398A7B2	36,050,000.00	36,050,000.00	0.00	36,050,000.00	23,432.50	0.00	
	06/21/11	06/21/11	BANK OF AMERICA CORP COMM PAPER -- 0.000% 06/21/2011	0660P1TM3	50,000,000.00	50,000,000.00	0.00	50,000,000.00	111.11	0.00	
	06/21/11	06/21/11	BANK OF AMERICA CORP COMM PAPER -- 0.000% 06/21/2011	0660P1TM3	15,000,000.00	15,000,000.00	0.00	15,000,000.00	33.33	0.00	
	06/21/11	06/21/11	BANK OF AMERICA CORP COMM PAPER -- 0.000% 06/21/2011	0660P1TM3	50,000,000.00	50,000,000.00	0.00	50,000,000.00	111.11	0.00	
	06/21/11	06/21/11	BANK OF AMERICA CORP COMM PAPER -- 0.000% 06/21/2011	0660P1TM3	50,000,000.00	50,000,000.00	0.00	50,000,000.00	111.11	0.00	
	06/22/11	06/22/11	US BANK NA COMM PAPER -- 0.000% 06/22/2011	9033E1TN4	50,000,000.00	50,000,000.00	0.00	50,000,000.00	12,000.00	0.00	
	06/22/11	06/22/11	JP MORGAN CHASE & CO COMM PAPER -- 0.000% 06/22/2011	4662J1TN0	25,000,000.00	25,000,000.00	0.00	25,000,000.00	12,500.00	0.00	
	06/22/11	06/22/11	GENERAL ELECTRIC CO COMM PAPER -- 0.000% 06/22/2011	36960MTN3	15,000,000.00	15,000,000.00	0.00	15,000,000.00	5,000.00	0.00	
	06/22/11	06/22/11	BARCLAYS US FUNDING LLC COMM PAPER -- 0.000% 06/22/2011	06737JTN5	50,000,000.00	50,000,000.00	0.00	50,000,000.00	138.89	0.00	
	06/22/11	06/22/11	BARCLAYS US FUNDING LLC COMM PAPER -- 0.000% 06/22/2011	06737JTN5	50,000,000.00	50,000,000.00	0.00	50,000,000.00	138.89	0.00	
	06/22/11	06/22/11	BARCLAYS US FUNDING LLC COMM PAPER -- 0.000% 06/22/2011	06737JTN5	50,000,000.00	50,000,000.00	0.00	50,000,000.00	138.89	0.00	
	06/22/11	06/22/11	BARCLAYS US FUNDING LLC COMM PAPER -- 0.000% 06/22/2011	06737JTN5	50,000,000.00	50,000,000.00	0.00	50,000,000.00	138.89	0.00	



**Managed Account Security Transactions & Interest**

For the Month Ending **June 30, 2011**

**SAN BERNARDINO COUNTY - 76990800**

Transaction Type	Trade	Settle	Security Description	CUSIP	Par	Principal Proceeds	Accrued Interest	Total	Realized G/L Cost	Realized G/L Amort Cost	Sale Method
<b>MATURITY</b>											
	06/22/11	06/22/11	GENERAL ELECTRIC CO COMM PAPER -- 0.000% 06/22/2011	36960MTN3	50,000,000.00	50,000,000.00	0.00	50,000,000.00	4,277.78	0.00	
	06/23/11	06/23/11	SOCIETE GENERALE NA COMM PAPER -- 0.000% 06/23/2011	83365STP8	50,000,000.00	50,000,000.00	0.00	50,000,000.00	152.78	0.00	
	06/23/11	06/23/11	SOCIETE GENERALE NA COMM PAPER -- 0.000% 06/23/2011	83365STP8	20,000,000.00	20,000,000.00	0.00	20,000,000.00	61.11	0.00	
	06/23/11	06/23/11	BARCLAYS US FUNDING LLC COMM PAPER -- 0.000% 06/23/2011	06737JTP0	50,000,000.00	50,000,000.00	0.00	50,000,000.00	111.11	0.00	
	06/23/11	06/23/11	SOCIETE GENERALE NA COMM PAPER -- 0.000% 06/23/2011	83365STP8	50,000,000.00	50,000,000.00	0.00	50,000,000.00	152.78	0.00	
	06/23/11	06/23/11	CREDIT AGRICOLE NA COMM PAPER -- 0.000% 06/23/2011	22532CTP9	20,000,000.00	20,000,000.00	0.00	20,000,000.00	61.11	0.00	
	06/23/11	06/23/11	CREDIT AGRICOLE NA COMM PAPER -- 0.000% 06/23/2011	22532CTP9	50,000,000.00	50,000,000.00	0.00	50,000,000.00	152.78	0.00	
	06/23/11	06/23/11	CREDIT AGRICOLE NA COMM PAPER -- 0.000% 06/23/2011	22532CTP9	50,000,000.00	50,000,000.00	0.00	50,000,000.00	152.78	0.00	
	06/23/11	06/23/11	BARCLAYS US FUNDING LLC COMM PAPER -- 0.000% 06/23/2011	06737JTP0	50,000,000.00	50,000,000.00	0.00	50,000,000.00	111.11	0.00	
	06/24/11	06/24/11	FHLB GLOBAL BONDS DTD 05/27/2008 3.375% 06/24/2011	3133XRCW8	30,295,000.00	30,295,000.00	0.00	30,295,000.00	(925,512.25)	0.00	
	06/24/11	06/24/11	SOCIETE GENERALE NA COMM PAPER -- 0.000% 06/24/2011	83365STQ6	20,000,000.00	20,000,000.00	0.00	20,000,000.00	61.11	0.00	
	06/24/11	06/24/11	SOCIETE GENERALE NA COMM PAPER -- 0.000% 06/24/2011	83365STQ6	50,000,000.00	50,000,000.00	0.00	50,000,000.00	152.78	0.00	
	06/24/11	06/24/11	SOCIETE GENERALE NA COMM PAPER -- 0.000% 06/24/2011	83365STQ6	50,000,000.00	50,000,000.00	0.00	50,000,000.00	152.78	0.00	



**Managed Account Security Transactions & Interest**

For the Month Ending **June 30, 2011**

**SAN BERNARDINO COUNTY - 76990800**

Transaction Type	Trade	Settle	Security Description	CUSIP	Par	Principal Proceeds	Accrued Interest	Total	Realized G/L Cost	Realized G/L Amort Cost	Sale Method
<b>MATURITY</b>											
	06/24/11	06/24/11	BARCLAYS US FUNDING LLC COMM PAPER -- 0.000% 06/24/2011	06737JTQ8	50,000,000.00	50,000,000.00	0.00	50,000,000.00	111.11	0.00	
	06/24/11	06/24/11	BARCLAYS US FUNDING LLC COMM PAPER -- 0.000% 06/24/2011	06737JTQ8	50,000,000.00	50,000,000.00	0.00	50,000,000.00	111.11	0.00	
	06/24/11	06/24/11	CREDIT AGRICOLE NA COMM PAPER -- 0.000% 06/24/2011	22532CTO7	50,000,000.00	50,000,000.00	0.00	50,000,000.00	152.78	0.00	
	06/24/11	06/24/11	CREDIT AGRICOLE NA COMM PAPER -- 0.000% 06/24/2011	22532CTO7	20,000,000.00	20,000,000.00	0.00	20,000,000.00	61.11	0.00	
	06/24/11	06/24/11	CREDIT AGRICOLE NA COMM PAPER -- 0.000% 06/24/2011	22532CTO7	50,000,000.00	50,000,000.00	0.00	50,000,000.00	152.78	0.00	
	06/27/11	06/27/11	SOCIETE GENERALE NA COMM PAPER -- 0.000% 06/27/2011	83365STT0	50,000,000.00	50,000,000.00	0.00	50,000,000.00	458.33	0.00	
	06/27/11	06/27/11	SOCIETE GENERALE NA COMM PAPER -- 0.000% 06/27/2011	83365STT0	50,000,000.00	50,000,000.00	0.00	50,000,000.00	458.33	0.00	
	06/27/11	06/27/11	SOCIETE GENERALE NA COMM PAPER -- 0.000% 06/27/2011	83365STT0	50,000,000.00	50,000,000.00	0.00	50,000,000.00	458.33	0.00	
	06/27/11	06/27/11	JP MORGAN CHASE & CO COMM PAPER -- 0.000% 06/27/2011	4662J1TT7	50,000,000.00	50,000,000.00	0.00	50,000,000.00	2,000.00	0.00	
	06/27/11	06/27/11	BARCLAYS US FUNDING LLC COMM PAPER -- 0.000% 06/27/2011	06737JTT2	25,000,000.00	25,000,000.00	0.00	25,000,000.00	166.67	0.00	
	06/27/11	06/27/11	BARCLAYS US FUNDING LLC COMM PAPER -- 0.000% 06/27/2011	06737JTT2	50,000,000.00	50,000,000.00	0.00	50,000,000.00	333.33	0.00	
	06/27/11	06/27/11	CREDIT AGRICOLE NA COMM PAPER -- 0.000% 06/27/2011	22532CTT1	50,000,000.00	50,000,000.00	0.00	50,000,000.00	500.00	0.00	
	06/27/11	06/27/11	CREDIT AGRICOLE NA COMM PAPER -- 0.000% 06/27/2011	22532CTT1	50,000,000.00	50,000,000.00	0.00	50,000,000.00	500.00	0.00	





**Managed Account Security Transactions & Interest**

For the Month Ending **June 30, 2011**

**SAN BERNARDINO COUNTY - 76990800**

Transaction Type	Trade	Settle	Security Description	CUSIP	Par	Principal Proceeds	Accrued Interest	Total	Realized G/L Cost	Realized G/L Amort Cost	Sale Method
<b>MATURITY</b>											
	06/27/11	06/27/11	CREDIT AGRICOLE NA COMM PAPER -- 0.000% 06/27/2011	22532CTT1	50,000,000.00	50,000,000.00	0.00	50,000,000.00	500.00	0.00	
	06/27/11	06/27/11	FNMA NOTES (CALLED, OMD 12/27/2012) DTD 11/29/2010 0.550% 06/27/2011	31398A6J6	25,000,000.00	25,000,000.00	0.00	25,000,000.00	93,750.00	0.00	
	06/28/11	06/28/11	SOCIETE GENERALE NA COMM PAPER -- 0.000% 06/28/2011	83365STU7	50,000,000.00	50,000,000.00	0.00	50,000,000.00	152.78	0.00	
	06/28/11	06/28/11	SOCIETE GENERALE NA COMM PAPER -- 0.000% 06/28/2011	83365STU7	50,000,000.00	50,000,000.00	0.00	50,000,000.00	152.78	0.00	
	06/28/11	06/28/11	SOCIETE GENERALE NA COMM PAPER -- 0.000% 06/28/2011	83365STU7	50,000,000.00	50,000,000.00	0.00	50,000,000.00	152.78	0.00	
	06/28/11	06/28/11	BARCLAYS US FUNDING LLC COMM PAPER -- 0.000% 06/28/2011	06737JTU9	50,000,000.00	50,000,000.00	0.00	50,000,000.00	111.11	0.00	
	06/28/11	06/28/11	BARCLAYS US FUNDING LLC COMM PAPER -- 0.000% 06/28/2011	06737JTU9	50,000,000.00	50,000,000.00	0.00	50,000,000.00	111.11	0.00	
	06/28/11	06/28/11	BARCLAYS US FUNDING LLC COMM PAPER -- 0.000% 06/28/2011	06737JTU9	50,000,000.00	50,000,000.00	0.00	50,000,000.00	111.11	0.00	
	06/28/11	06/28/11	CREDIT AGRICOLE NA COMM PAPER -- 0.000% 06/28/2011	22532CTU8	50,000,000.00	50,000,000.00	0.00	50,000,000.00	166.67	0.00	
	06/28/11	06/28/11	CREDIT AGRICOLE NA COMM PAPER -- 0.000% 06/28/2011	22532CTU8	50,000,000.00	50,000,000.00	0.00	50,000,000.00	166.67	0.00	
	06/28/11	06/28/11	CREDIT AGRICOLE NA COMM PAPER -- 0.000% 06/28/2011	22532CTU8	50,000,000.00	50,000,000.00	0.00	50,000,000.00	166.67	0.00	
	06/28/11	06/28/11	CREDIT AGRICOLE NA COMM PAPER -- 0.000% 06/28/2011	22532CTU8	10,000,000.00	10,000,000.00	0.00	10,000,000.00	33.33	0.00	
	06/29/11	06/29/11	CREDIT AGRICOLE NA COMM PAPER -- 0.000% 06/29/2011	22532CTV6	50,000,000.00	50,000,000.00	0.00	50,000,000.00	166.67	0.00	



**Managed Account Security Transactions & Interest**

For the Month Ending **June 30, 2011**

**SAN BERNARDINO COUNTY - 76990800**

Transaction Type	Trade	Settle	Security Description	CUSIP	Par	Principal Proceeds	Accrued Interest	Total	Realized G/L Cost	Realized G/L Amort Cost	Sale Method
<b>MATURITY</b>											
	06/29/11	06/29/11	CREDIT AGRICOLE NA COMM PAPER -- 0.000% 06/29/2011	22532CTV6	30,000,000.00	30,000,000.00	0.00	30,000,000.00	100.00	0.00	
	06/29/11	06/29/11	US BANK NA COMM PAPER -- 0.000% 06/29/2011	9033E1TV6	50,000,000.00	50,000,000.00	0.00	50,000,000.00	666.67	0.00	
	06/29/11	06/29/11	US BANK NA COMM PAPER -- 0.000% 06/29/2011	9033E1TV6	25,000,000.00	25,000,000.00	0.00	25,000,000.00	333.33	0.00	
	06/29/11	06/29/11	US BANK NA COMM PAPER -- 0.000% 06/29/2011	9033E1TV6	50,000,000.00	50,000,000.00	0.00	50,000,000.00	666.67	0.00	
	06/29/11	06/29/11	CREDIT AGRICOLE NA COMM PAPER -- 0.000% 06/29/2011	22532CTV6	50,000,000.00	50,000,000.00	0.00	50,000,000.00	166.67	0.00	
	06/29/11	06/29/11	CREDIT AGRICOLE NA COMM PAPER -- 0.000% 06/29/2011	22532CTV6	50,000,000.00	50,000,000.00	0.00	50,000,000.00	166.67	0.00	
	06/29/11	06/29/11	BNP PARIBAS FINANCE INC COMM PAPER -- 0.000% 06/29/2011	0556N1TV5	15,000,000.00	15,000,000.00	0.00	15,000,000.00	37.50	0.00	
	06/29/11	06/29/11	BARCLAYS US FUNDING LLC COMM PAPER -- 0.000% 06/29/2011	06737JTV7	50,000,000.00	50,000,000.00	0.00	50,000,000.00	69.44	0.00	
	06/29/11	06/29/11	BARCLAYS US FUNDING LLC COMM PAPER -- 0.000% 06/29/2011	06737JTV7	50,000,000.00	50,000,000.00	0.00	50,000,000.00	69.44	0.00	
	06/29/11	06/29/11	BARCLAYS US FUNDING LLC COMM PAPER -- 0.000% 06/29/2011	06737JTV7	30,000,000.00	30,000,000.00	0.00	30,000,000.00	41.67	0.00	
	06/29/11	06/29/11	JP MORGAN CHASE & CO COMM PAPER -- 0.000% 06/29/2011	466211TV2	50,000,000.00	50,000,000.00	0.00	50,000,000.00	25,833.33	0.00	
	06/29/11	06/29/11	SOCIETE GENERALE NA COMM PAPER -- 0.000% 06/29/2011	83365STV5	50,000,000.00	50,000,000.00	0.00	50,000,000.00	138.89	0.00	
	06/29/11	06/29/11	SOCIETE GENERALE NA COMM PAPER -- 0.000% 06/29/2011	83365STV5	50,000,000.00	50,000,000.00	0.00	50,000,000.00	138.89	0.00	



**Managed Account Security Transactions & Interest**

For the Month Ending **June 30, 2011**

**SAN BERNARDINO COUNTY - 76990800**

Transaction Type	Trade	Settle	Security Description	CUSIP	Par	Principal Proceeds	Accrued Interest	Total	Realized G/L Cost	Realized G/L Amort Cost	Sale Method
<b>MATURITY</b>											
	06/29/11	06/29/11	SOCIETE GENERALE NA COMM PAPER -- 0.000% 06/29/2011	83365STV5	50,000,000.00	50,000,000.00	0.00	50,000,000.00	138.89	0.00	
	06/29/11	06/29/11	RABOBANK USA FIN CORP COMM PAPER -- 0.000% 06/29/2011	74977LTV9	15,000,000.00	15,000,000.00	0.00	15,000,000.00	20.83	0.00	
	06/30/11	06/30/11	SOCIETE GENERALE NA COMM PAPER -- 0.000% 06/30/2011	83365STW3	20,000,000.00	20,000,000.00	0.00	20,000,000.00	55.56	0.00	
	06/30/11	06/30/11	SOCIETE GENERALE NA COMM PAPER -- 0.000% 06/30/2011	83365STW3	50,000,000.00	50,000,000.00	0.00	50,000,000.00	138.89	0.00	
	06/30/11	06/30/11	SOCIETE GENERALE NA COMM PAPER -- 0.000% 06/30/2011	83365STW3	50,000,000.00	50,000,000.00	0.00	50,000,000.00	138.89	0.00	
	06/30/11	06/30/11	SOCIETE GENERALE NA COMM PAPER -- 0.000% 06/30/2011	83365STW3	50,000,000.00	50,000,000.00	0.00	50,000,000.00	138.89	0.00	
	06/30/11	06/30/11	FNMA NOTES (CALLED, OMD 12/30/2013) DTD 12/30/2010 1.250% 06/30/2011	3136FPO59	25,000,000.00	25,000,000.00	0.00	25,000,000.00	50,000.00	0.00	
	06/30/11	06/30/11	FNMA NOTES (CALLED, OMD 9/30/2013) DTD 09/30/2010 1.250% 06/30/2011	31398A4D1	25,000,000.00	25,000,000.00	0.00	25,000,000.00	(18,625.00)	0.00	
	06/30/11	06/30/11	CREDIT AGRICOLE NA COMM PAPER -- 0.000% 06/30/2011	22532CTW4	50,000,000.00	50,000,000.00	0.00	50,000,000.00	166.67	0.00	
	06/30/11	06/30/11	CREDIT AGRICOLE NA COMM PAPER -- 0.000% 06/30/2011	22532CTW4	50,000,000.00	50,000,000.00	0.00	50,000,000.00	166.67	0.00	
	06/30/11	06/30/11	CREDIT AGRICOLE NA COMM PAPER -- 0.000% 06/30/2011	22532CTW4	50,000,000.00	50,000,000.00	0.00	50,000,000.00	166.67	0.00	
	06/30/11	06/30/11	CREDIT AGRICOLE NA COMM PAPER -- 0.000% 06/30/2011	22532CTW4	50,000,000.00	50,000,000.00	0.00	50,000,000.00	166.67	0.00	
<b>Transaction Type Sub-Total</b>					<b>9,707,345,000.00</b>	<b>9,707,345,000.00</b>	<b>124,318.05</b>	<b>9,707,469,318.05</b>	<b>(661,551.67)</b>	<b>0.00</b>	



### Managed Account Security Transactions & Interest

For the Month Ending **June 30, 2011**

SAN BERNARDINO COUNTY - 76990800

Transaction Type		Security Description	CUSIP	Par	Principal Proceeds	Accrued Interest	Total	Realized G/L Cost	Realized G/L Amort Cost	Sale Method
Trade	Settle									
<b>Managed Account Sub-Total</b>					<b>404,476,335.64</b>	<b>3,681,395.66</b>	<b>408,157,731.30</b>	<b>(661,551.67)</b>	<b>0.00</b>	
<b>Total Security Transactions</b>					<b>\$404,476,335.64</b>	<b>\$3,681,395.66</b>	<b>\$408,157,731.30</b>	<b>(\$661,551.67)</b>	<b>\$0.00</b>	

Bolded items are forward settling trades.