



Customer Service
PO Box 11813
Harrisburg, PA 17108-1813

ACCOUNT STATEMENT

For the Month Ending
May 31, 2010

SAN BERNARDINO COUNTY

Client Management Team

Kenneth Schiebel, CFA

Managing Director
One Keystone Plaza, Suite 300
Harrisburg, PA 17101
717-232-2723
schiebelk@pfm.com

Contents

Cover/Disclosures
Summary Statement
Individual Accounts

Accounts included in Statement

76990800 SAN BERNARDINO COUNTY

SAN BERNARDINO COUNTY
JOHN JOHNSON
172 WEST THIRD STREET
1ST FLOOR
SAN BERNARDINO, CA 92415

Online Access www.pfm.com

Customer Service 1-717-232-2723

**Important Disclosures****Important Disclosures**

This statement is for general information purposes only and is not intended to provide specific advice or recommendations. PFM Asset Management LLC ("PFM") is an investment advisor registered with the Securities and Exchange Commission, and is required to maintain a written disclosure statement of our background and business experience. If you would like to receive a copy of our current disclosure statement, please contact Service Operations at the address below.

Proxy Voting PFM does not normally receive proxies to vote on behalf of its clients. However, it does on occasion receive consent requests. In the event a consent request is received the portfolio manager contacts the client and then proceeds according to their instructions. PFM's Proxy Voting Policy is available upon request by contacting Service Operations at the address below.

Questions About an Account PFM's monthly statement is intended to detail our investment advisory activity as well as the activity of any accounts held by clients in pools that are managed by PFM. The custodian bank maintains the control of assets and executes (i.e., settles) all investment transactions. The custodian statement is the official record of security and cash holdings and transactions. PFM recognizes that clients may use these reports to facilitate record keeping; therefore the custodian bank statement and the PFM statement should be reconciled and differences resolved. Many custodians use a settlement date basis which may result in the need to reconcile due to a timing difference.

Account Control PFM does not have the authority to withdraw funds from or deposit funds to the custodian. Our clients retain responsibility for their internal accounting policies; implementing and enforcing internal controls and generating ledger entries or otherwise recording transactions.

Market Value Generally, PFM's market prices are derived from closing bid prices as of the last business day of the month as supplied by Interactive Data, Bloomberg or Telerate. Where prices are not available from generally recognized sources the securities are priced using a yield-based matrix system to arrive at an estimated market value. Prices that fall between data points are interpolated. Non-negotiable FDIC-insured bank certificates of deposit are priced at par. Although PFM believes the prices to be reliable, the values of the securities do not always represent the prices at which the securities could have been bought or sold. Explanation of the valuation methods for money market and TERM funds is contained in the appropriate fund information statement.

Amortized Cost The original cost of the principal of the security is adjusted for the amount of the periodic reduction of any discount or premium from the purchase date until the date of the report. Discount or premium with respect to short term securities (those with less than one year to maturity at time of issuance) is amortized on a straightline basis. Such discount or premium with respect to longer term securities is amortized using the constant yield basis.

Tax Reporting Cost data and realized gains / losses are provided for informational purposes only. Please review for accuracy and consult your tax advisor to determine the tax consequences of your security transactions. PFM does not report such information to the IRS or other taxing authorities and is not responsible for the accuracy of such information that may be required to be reported to federal, state or other taxing authorities.

Financial Situation In order to better serve you, PFM should be promptly notified of any material change in your investment objective or financial situation.

Callable Securities Securities subject to redemption prior to maturity may be redeemed in whole or in part before maturity, which could affect the yield represented.

Portfolio The securities in this portfolio, including shares of mutual funds, are not guaranteed or otherwise protected by PFM, the FDIC (except for certain non-negotiable certificates of deposit) or any government agency. Investment in securities involves risks, including the possible loss of the amount invested.

Rating Information provided for ratings is based upon a good faith inquiry of selected sources, but its accuracy and completeness cannot be guaranteed. Shares of some money market and TERM funds are marketed through representatives of PFM's wholly owned subsidiary, PFM Fund Distributors, Inc. PFM Fund Distributors, Inc. is registered with the SEC as a broker/dealer and is a member of the Financial Industry Regulatory Authority ("FINRA") and the Municipal Securities Rulemaking Board ("MSRB"). You may reach the FINRA by calling the FINRA Regulator Public Disclosure Hotline at 1-888-289-9999 or at the FINRA Regulation Internet website address www.nasd.com. A brochure describing the FINRA Regulation Public Disclosure Program is also available from the FINRA upon request.

Key Terms and Definitions

Dividends on money market funds consist of interest earned, plus any discount ratably amortized to the date of maturity, plus all realized gains and losses on the sale of securities prior to maturity, less ratably amortization of any premium and all accrued expenses to the fund. Dividends are accrued daily and may be paid either monthly or quarterly. The monthly earnings on this statement represent the estimated dividend accrued for the month for any program that distributes earnings on a quarterly basis. There is no guarantee that the estimated amount will be paid on the actual distribution date.

Current Yield is the net change, exclusive of capital changes and income other than investment income, in the value of a hypothetical fund account with a balance of one share over the seven-day base period including the statement date, expressed as a percentage of the value of one share (normally \$1.00 per share) at the beginning of the seven-day period. This resulting net change in account value is then annualized by multiplying it by 365 and dividing the result by 7. The yields quoted should not be considered a representation of the yield of the fund in the future, since the yield is not fixed.

Average maturity represents the average maturity of all securities and investments of a portfolio, determined by multiplying the par or principal value of each security or investment by its maturity (days or years), summing the products, and dividing the sum by the total principal value of the portfolio. The stated maturity date of mortgage backed or callable securities are used in this statement. However the actual maturity of these securities could vary depending on the level or prepayments on the underlying mortgages or whether a callable security has or is still able to be called.

Monthly distribution yield represents the net change in the value of one share (normally \$1.00 per share) resulting from all dividends declared during the month by a fund expressed as a percentage of the value of one share at the beginning of the month. This resulting net change is then annualized by multiplying it by 365 and dividing it by the number of calendar days in the month.

YTM at Cost The yield to maturity at cost is the expected rate of return, based on the original cost, the annual interest receipts, maturity value and the time period from purchase date to maturity, stated as a percentage.

YTM at Market The yield to maturity at market is the rate of return, based on the current market value, the annual interest receipts, maturity value and the time period from purchase date to maturity, stated as a percentage.

Managed Account A portfolio of investments managed discretely by PFM according to the client's specific investment policy and requirements. The investments are directly owned by the client and held by the client's custodian.

Unsettled Trade A trade which has been executed however the final consummation of the security transaction and payment has not yet taken place.

Please review the detail pages of this statement carefully. If you think your statement is wrong, missing account information, or if you need more information about a transaction, please contact PFM within 60 days of receipt. If you have other concerns or questions regarding your account you should contact a member of your client management team or PFM Service Operations at the address below.

PFM Asset Management LLC
Attn: Service Operations
One Keystone Plaza, Suite 300
N. Front & Market Sts
Harrisburg, PA 17101



Account Statement

For the Month Ending **May 31, 2010**

Consolidated Summary Statement

SAN BERNARDINO COUNTY

Portfolio Summary

Portfolio Holdings	Cash Dividends and Income	Closing Market Value
PFM Managed Account	5,061,983.05	4,618,586,326.05
Cash Balance	0.00	323,751,474.29
Citizens Bank TAGP/FDIC NOW Balance	0.00	100,000,000.00
Total	\$5,061,983.05	\$5,042,337,800.34

Investment Allocation

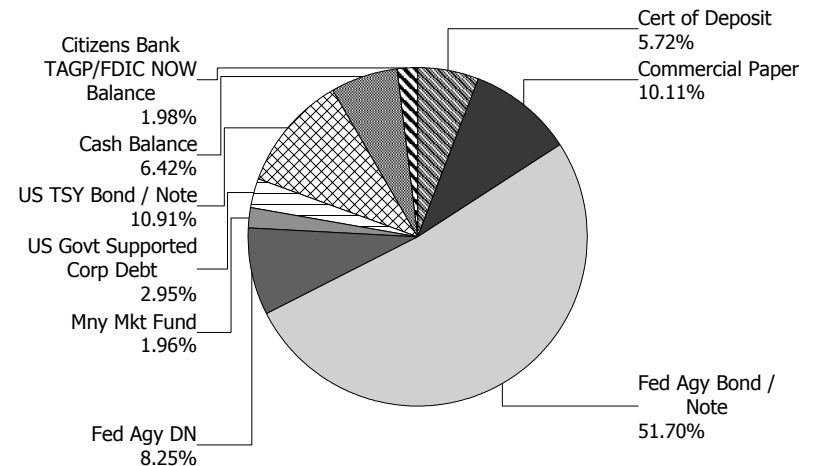
Investment Type	Closing Market Value	Percent
Certificate of Deposit	288,277,749.58	5.72
Commercial Paper	509,981,415.00	10.11
Federal Agency Bond / Note	2,606,361,309.38	51.70
Federal Agency Discount Note	416,019,886.75	8.25
Money Market Fund	99,000,000.00	1.96
U.S. Government Supported Corporate Debt	148,666,795.60	2.95
U.S. Treasury Bond / Note	550,279,169.74	10.91
Cash Balance	323,751,474.29	6.42
Citizens Bank TAGP/FDIC NOW Balance	100,000,000.00	1.98
Total	\$5,042,337,800.34	100.00%

Maturity Distribution

Portfolio Holdings	Closing Market Value	Percent
Under 30 days	1,506,532,983.05	29.87
31 to 60 days	245,716,186.20	4.87
61 to 90 days	115,461,945.00	2.29
91 to 180 days	524,706,137.63	10.41
181 days to 1 year	1,101,127,837.66	21.84
1 to 2 years	860,142,740.41	17.06
2 to 3 years	688,649,970.39	13.66
3 to 4 years	0.00	0.00
4 to 5 years	0.00	0.00
Over 5 years	0.00	0.00
Total	\$5,042,337,800.34	100.00%

Weighted Average Days to Maturity 298

Sector Allocation





Managed Account Summary Statement

For the Month Ending **May 31, 2010**

SAN BERNARDINO COUNTY - 76990800

Transaction Summary - Managed Account

Opening Market Value	\$4,713,982,106.09
Maturities/Calls	(5,368,412,000.00)
Principal Dispositions	(114,759,765.63)
Principal Acquisitions	5,369,213,610.57
Unsettled Trades	18,260,000.00
Change in Current Value	302,375.02
Closing Market Value	\$4,618,586,326.05

Cash Transactions Summary - Managed Account

Maturities/Calls	5,368,554,328.79
Sale Proceeds	115,119,382.53
Coupon/Interest Income	4,777,191.32
Principal Payments	0.00
Security Purchases	(5,419,964,147.12)
Net Cash Contribution	(68,486,755.53)
Reconciling Transactions	0.00

Earnings Reconciliation (Cash Basis) - Managed Account

Interest/Coupons Received	5,279,137.02
Less Purchased Interest Related to Interest/Coupons	(775,536.55)
Plus Net Realized Gains/Losses	558,382.58
Total Cash Basis Earnings	\$5,061,983.05

Cash Balance

Closing Cash Balance	\$0.00
-----------------------------	---------------

Earnings Reconciliation (Accrual Basis)

	Total
Ending Amortized Value of Securities	4,598,222,225.32
Ending Accrued Interest	19,006,178.18
Plus Proceeds from Sales	115,119,382.53
Plus Proceeds of Maturities/Calls/Principal Payments	5,368,554,328.79
Plus Coupons Received	4,777,191.32
Less Cost of New Purchases	(5,388,249,147.12)
Less Beginning Amortized Value of Securities	(4,695,043,815.10)
Less Beginning Accrued Interest	(17,297,724.15)
Total Accrual Basis Earnings	\$5,088,619.77



Portfolio Summary and Statistics

For the Month Ending **May 31, 2010**

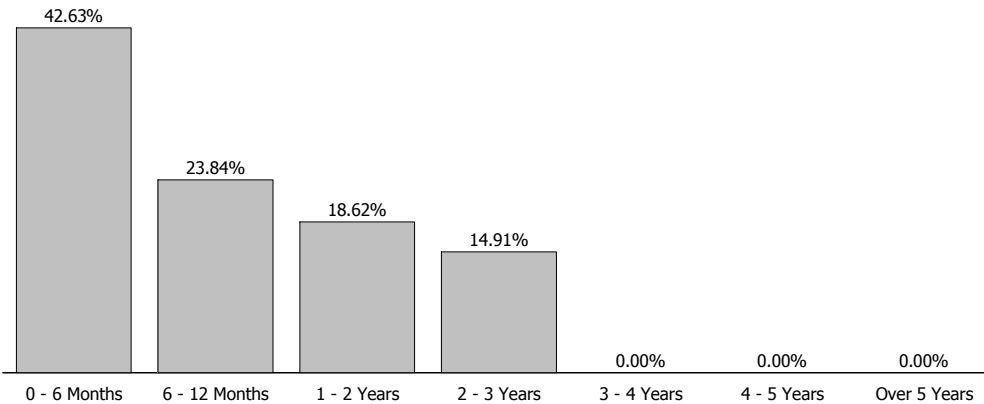
SAN BERNARDINO COUNTY - 76990800

Account Summary

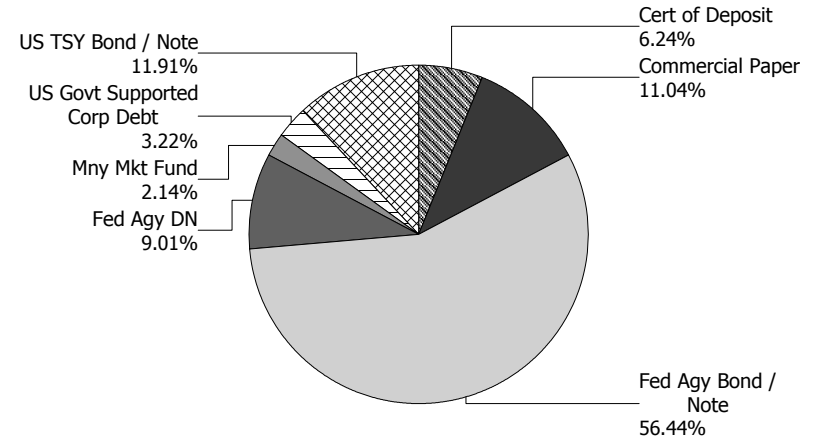
Description	Par Value	Market Value	Percent
U.S. Treasury Bond / Note	545,000,000.00	550,279,169.74	11.91
U.S. Government Supported Corporate Debt	147,100,000.00	148,666,795.60	3.22
Money Market Fund	99,000,000.00	99,000,000.00	2.14
Federal Agency Discount Note	416,591,000.00	416,019,886.75	9.01
Federal Agency Bond / Note	2,579,175,000.00	2,606,361,309.38	56.44
Commercial Paper	510,000,000.00	509,981,415.00	11.04
Certificate of Deposit	288,300,000.00	288,277,749.58	6.24
Managed Account Sub-Total	4,585,166,000.00	4,618,586,326.05	100.00%
Accrued Interest		19,006,178.18	
Total Portfolio	4,585,166,000.00	4,637,592,504.23	

Unsettled Trades **18,260,000.00** **18,252,951.64**

Maturity Distribution



Sector Allocation



Characteristics

Yield to Maturity at Cost	1.23%
Yield to Maturity at Market	0.68%
Duration to Worst	0.61
Weighted Average Days to Maturity	325



Managed Account Issuer Summary

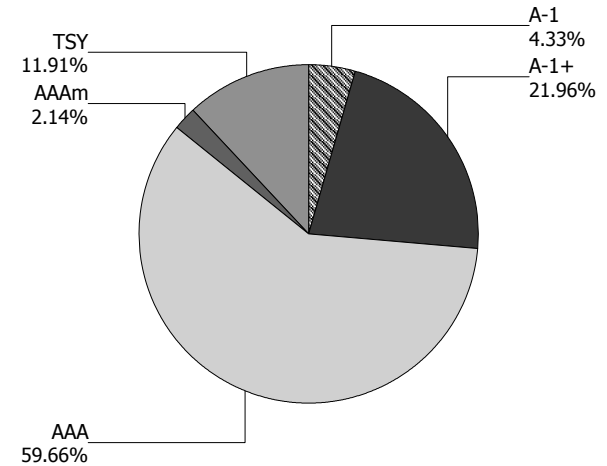
For the Month Ending **May 31, 2010**

SAN BERNARDINO COUNTY - 76990800

Issuer Summary

Issuer	Market Value of Holdings	Percent
BNP PARIBAS	149,996,681.00	3.25
CITIGROUP INC	50,451,950.00	1.09
CREDIT AGRICOLE SA	134,996,856.10	2.92
FANNIE MAE	711,685,678.63	15.41
FEDERAL FARM CREDIT BANKS	590,487,750.01	12.79
FEDERAL HOME LOAN BANKS	918,323,229.25	19.87
FEDERATED INVESTORS INC	8,000,000.00	0.17
FIDELITY INSTITUTIONAL FUND	88,000,000.00	1.91
FREDDIE MAC	801,884,538.24	17.36
GENERAL ELECTRIC CO	97,698,945.60	2.12
GOLDMAN SACHS GROUP INC	53,514,350.00	1.16
JP MORGAN CHASE & CO	99,997,100.00	2.17
NORDEA BANK AB	84,992,753.50	1.84
RABOBANK NEDERLAND	54,979,795.25	1.19
SOCIETE GENERALE	99,997,100.00	2.17
SVENSKA HANDELSBANKEN	29,999,965.80	0.65
UNITED STATES TREASURY	550,279,169.74	11.91
WESTPAC BANKING CORP NY	93,300,462.93	2.02
Total	\$4,618,586,326.05	100.00%

Credit Quality (S&P Ratings)





Managed Account Detail of Securities Held

For the Month Ending **May 31, 2010**

SAN BERNARDINO COUNTY - 76990800

Security Type/Description Dated Date/Coupon/Maturity	CUSIP	Par	S&P Rating	Moody's Rating	Trade Date	Settle Date	Original Cost	YTM at Cost	Accrued Interest	Amortized Cost	Market Value
U.S. Treasury Bond / Note											
US TREASURY NOTES DTD 07/31/2008 2.750% 07/31/2010	912828JF8	25,000,000.00	TSY	TSY	07/01/09	07/02/09	25,592,773.43	0.55	229,799.72	25,091,116.00	25,105,475.00
US TREASURY NOTES DTD 08/31/2008 2.375% 08/31/2010	912828JJ0	25,000,000.00	TSY	TSY	07/20/09	07/21/09	25,503,906.25	0.55	150,050.95	25,112,321.25	25,134,775.00
US TREASURY NOTES DTD 08/31/2008 2.375% 08/31/2010	912828JJ0	50,000,000.00	TSY	TSY	12/09/09	12/10/09	50,777,343.75	0.22	300,101.90	50,266,699.50	50,269,550.00
US TREASURY NOTES DTD 10/31/2008 1.500% 10/31/2010	912828JP6	25,000,000.00	TSY	TSY	07/28/09	07/29/09	25,258,789.05	0.67	32,608.70	25,085,384.00	25,130,850.00
US TREASURY NOTES DTD 11/30/2008 1.250% 11/30/2010	912828JS0	25,000,000.00	TSY	TSY	08/03/09	08/04/09	25,159,179.68	0.76	853.83	25,060,070.50	25,122,075.00
US TREASURY NOTES DTD 12/31/2008 0.875% 12/31/2010	912828JV3	25,000,000.00	TSY	TSY	11/04/09	11/05/09	25,112,304.69	0.48	91,850.83	25,056,628.75	25,083,975.00
US TREASURY NOTES DTD 12/31/2008 0.875% 12/31/2010	912828JV3	25,000,000.00	TSY	TSY	11/16/09	11/17/09	25,127,929.69	0.42	91,850.83	25,066,364.75	25,083,975.00
US TREASURY NOTES DTD 01/31/2009 0.875% 01/31/2011	912828JY7	25,000,000.00	TSY	TSY	01/27/10	01/28/10	25,130,859.38	0.35	73,118.09	25,086,455.25	25,091,800.00
US TREASURY NOTES DTD 01/31/2009 0.875% 01/31/2011	912828JY7	25,000,000.00	TSY	TSY	03/09/10	03/10/10	25,115,234.38	0.36	73,118.09	25,085,746.25	25,091,800.00
US TREASURY NOTES DTD 02/15/2001 5.000% 02/15/2011	9128276T4	20,000,000.00	TSY	TSY	12/28/09	12/29/09	20,990,625.00	0.60	292,817.68	20,620,432.20	20,657,040.00
US TREASURY NOTES DTD 02/28/2009 0.875% 02/28/2011	912828KE9	25,000,000.00	TSY	TSY	12/04/09	12/07/09	25,118,164.06	0.49	55,281.93	25,071,922.25	25,094,726.58
US TREASURY NOTES DTD 02/28/2009 0.875% 02/28/2011	912828KE9	25,000,000.00	TSY	TSY	02/17/10	02/18/10	25,127,929.69	0.38	55,281.93	25,093,068.00	25,094,726.58
US TREASURY NOTES DTD 03/31/2006 4.750% 03/31/2011	912828FA3	25,000,000.00	TSY	TSY	01/12/10	01/13/10	26,283,203.13	0.49	201,161.20	25,880,537.00	25,901,375.00
US TREASURY NOTES DTD 04/30/2009 0.875% 04/30/2011	912828KL3	50,000,000.00	TSY	TSY	12/22/09	12/23/09	50,175,781.25	0.61	38,043.48	50,118,763.00	50,205,100.00



Managed Account Detail of Securities Held

For the Month Ending **May 31, 2010**

SAN BERNARDINO COUNTY - 76990800

Security Type/Description Dated Date/Coupon/Maturity	CUSIP	Par	S&P Rating	Moody's Rating	Trade Date	Settle Date	Original Cost	YTM at Cost	Accrued Interest	Amortized Cost	Market Value
U.S. Treasury Bond / Note											
US TREASURY NOTES DTD 05/31/2009 0.875% 05/31/2011	912828KU3	25,000,000.00	TSY	TSY	05/03/10	05/04/10	25,104,492.18	0.48	597.68	25,097,044.00	25,110,351.58
US TREASURY NOTES DTD 07/31/2006 4.875% 07/31/2011	912828FN5	25,000,000.00	TSY	TSY	07/23/09	07/24/09	26,906,250.00	1.05	407,372.24	26,105,133.75	26,272,450.00
US TREASURY NOTES DTD 07/31/2009 1.000% 07/31/2011	912828LG3	25,000,000.00	TSY	TSY	07/30/09	07/31/09	24,900,390.63	1.20	83,563.54	24,941,666.75	25,143,550.00
US TREASURY NOTES DTD 01/31/2010 0.875% 01/31/2012	912828MJ6	25,000,000.00	TSY	TSY	04/23/10	04/26/10	24,958,007.81	0.97	73,118.09	24,960,377.50	25,072,275.00
US TREASURY NOTES DTD 05/15/2009 1.375% 05/15/2012	912828KP4	5,000,000.00	TSY	TSY	06/05/09	06/08/09	4,948,828.12	1.73	3,175.95	4,965,659.55	5,061,330.00
US TREASURY NOTES DTD 05/15/2009 1.375% 05/15/2012	912828KP4	10,000,000.00	TSY	TSY	06/08/09	06/09/09	9,838,281.25	1.95	6,351.90	9,891,257.80	10,122,660.00
US TREASURY NOTES DTD 05/15/2009 1.375% 05/15/2012	912828KP4	10,000,000.00	TSY	TSY	06/09/09	06/10/09	9,852,343.75	1.90	6,351.90	9,900,649.90	10,122,660.00
US TREASURY NOTES DTD 05/15/2009 1.375% 05/15/2012	912828KP4	25,000,000.00	TSY	TSY	04/06/10	04/07/10	25,088,867.18	1.20	15,879.76	25,082,634.00	25,306,650.00
Security Type Sub-Total		545,000,000.00					552,071,484.35	0.66	2,282,350.22	548,639,931.95	550,279,169.74
U.S. Government Supported Corporate Debt											
CITIGROUP FUNDING INC (FDIC) FLOAT MTN DTD 01/30/2009 0.438% 07/30/2010	17314AAA0	25,000,000.00	AAA	Aaa	01/30/09	02/04/09	25,016,950.00	1.23	9,729.11	25,000,000.00	25,008,000.00
GENERAL ELEC CAP CORP (FDIC) GLOBAL FRN DTD 03/12/2009 0.336% 03/11/2011	36967HAM9	22,100,000.00	AAA	Aaa	11/20/09	11/23/09	22,144,398.90	0.22	16,888.70	22,125,665.84	22,139,470.60
GOLDMAN SACHS GROUP INC (FDIC) GL NOTES DTD 01/21/2009 1.625% 07/15/2011	38146FAF8	25,000,000.00	AAA	Aaa	01/23/09	01/28/09	24,931,500.00	1.74	153,472.22	24,968,451.00	25,257,175.00



Managed Account Detail of Securities Held

For the Month Ending **May 31, 2010**

SAN BERNARDINO COUNTY - 76990800

Security Type/Description Dated Date/Coupon/Maturity	CUSIP	Par	S&P Rating	Moody's Rating	Trade Date	Settle Date	Original Cost	YTM at Cost	Accrued Interest	Amortized Cost	Market Value
U.S. Government Supported Corporate Debt											
GOLDMAN SACHS GROUP INC (FDIC) GL NOTES DTD 01/21/2009 1.625% 07/15/2011	38146FAF8	25,000,000.00	AAA	Aaa	07/29/09	08/03/09	25,150,500.00	1.31	153,472.22	25,087,092.00	25,257,175.00
GENERAL ELEC CAP CORP (FDIC) GLOBAL NOTE DTD 03/12/2009 2.250% 03/12/2012	36967HAN7	25,000,000.00	AAA	Aaa	03/11/10	03/16/10	25,557,750.00	1.11	123,437.50	25,499,817.25	25,561,025.00
CITIGROUP FUNDING INC CORP TLGP DTD 03/30/2009 2.000% 03/30/2012	17314AAF9	25,000,000.00	AAA	Aaa	03/10/10	03/15/10	25,447,372.25	1.11	84,722.22	25,401,561.25	25,443,950.00
Security Type Sub-Total		147,100,000.00					148,248,471.15	1.14	541,721.97	148,082,587.34	148,666,795.60
Money Market Fund											
FEDERATED PRIME OBLIGATION MUTUAL	60934N203	1,000,000.00	AAAm	Aaa	08/27/08	08/27/08	1,000,000.00	0.08	0.00	1,000,000.00	1,000,000.00
GOLDMAN FS GOVERNMENT MM FUND	38141W273	3,000,000.00	AAAm	Aaa	04/28/10	04/28/10	3,000,000.00	0.08	0.00	3,000,000.00	3,000,000.00
FEDERATED GOVT OBLIGATIONS FUND	60934N104	7,000,000.00	AAAm	Aaa	01/27/10	01/27/10	7,000,000.00	0.08	0.00	7,000,000.00	7,000,000.00
FIDELITY GOV'T MM FUND 57	316175108	88,000,000.00	AAAm	Aaa	05/28/10	05/28/10	88,000,000.00	0.08	0.00	88,000,000.00	88,000,000.00
Security Type Sub-Total		99,000,000.00					99,000,000.00	0.08	0.00	99,000,000.00	99,000,000.00
Federal Agency Discount Note											
FHLMC DISC NOTE -- 0.000% 06/21/2010	313397YJ4	25,000,000.00	A-1+	P-1	12/21/09	12/21/09	24,973,458.33	0.21	0.00	24,997,083.25	24,997,529.75
FHLMC DISC NOTE -- 0.000% 06/21/2010	313397YJ4	25,000,000.00	A-1+	P-1	12/21/09	12/21/09	24,973,458.33	0.21	0.00	24,997,083.25	24,997,529.75
FHLMC DISC NOTE -- 0.000% 06/21/2010	313397YJ4	25,000,000.00	A-1+	P-1	12/21/09	12/21/09	24,973,458.33	0.21	0.00	24,997,083.25	24,997,529.75
FNMA DISC NOTE -- 0.000% 06/23/2010	313589YL1	25,000,000.00	A-1+	P-1	12/23/09	12/23/09	24,973,458.33	0.21	0.00	24,996,791.75	24,997,185.00
FNMA DISC NOTE -- 0.000% 07/01/2010	313589YU1	50,000,000.00	A-1+	P-1	12/08/09	12/08/09	49,948,750.00	0.18	0.00	49,992,500.00	49,991,359.50



Managed Account Detail of Securities Held

For the Month Ending **May 31, 2010**

SAN BERNARDINO COUNTY - 76990800

Security Type/Description Dated Date/Coupon/Maturity	CUSIP	Par	S&P Rating	Moody's Rating	Trade Date	Settle Date	Original Cost	YTM at Cost	Accrued Interest	Amortized Cost	Market Value
Federal Agency Discount Note											
FHLMC DISC NOTE -- 0.000% 07/01/2010	313397YU9	50,000,000.00	A-1+	P-1	12/23/09	12/23/09	49,943,263.89	0.22	0.00	49,991,041.50	49,991,359.50
FHLMC DISC NOTE -- 0.000% 09/21/2010	313397G62	25,000,000.00	A-1+	P-1	02/18/10	02/19/10	24,962,847.22	0.25	0.00	24,980,555.50	24,980,283.75
FNMA DISC NOTE -- 0.000% 10/01/2010	313589H89	41,591,000.00	A-1+	P-1	12/29/09	12/30/09	41,479,801.84	0.35	0.00	41,541,668.50	41,553,900.00
FHLMC DISC NOTE -- 0.000% 11/18/2010	313397P88	50,000,000.00	A-1+	P-1	01/27/10	01/27/10	49,885,277.78	0.28	0.00	49,933,889.00	49,926,801.50
FNMA DISC NOTE -- 0.000% 02/14/2011	313588BW4	25,000,000.00	A-1+	P-1	03/02/10	03/02/10	24,910,326.39	0.37	0.00	24,933,708.25	24,926,077.75
FNMA DISC NOTE -- 0.000% 02/17/2011	313588BZ7	25,000,000.00	A-1+	P-1	03/02/10	03/02/10	24,909,555.56	0.37	0.00	24,932,937.50	24,924,570.00
FHLB DISC NOTE -- 0.000% 05/25/2011	313384GA1	25,000,000.00	A-1+	P-1	05/24/10	05/25/10	24,873,263.89	0.50	0.00	24,875,694.50	24,867,880.25
FHLB DISC NOTE -- 0.000% 05/25/2011	313384GA1	25,000,000.00	A-1+	P-1	05/25/10	05/25/10	24,873,263.89	0.50	0.00	24,875,694.50	24,867,880.25
Security Type Sub-Total		416,591,000.00					415,680,183.78	0.29	0.00	416,045,730.75	416,019,886.75

Federal Agency Bond / Note											
FNMA GLOBAL NOTES (EX-CALLABLE) DTD 06/01/2005 4.625% 06/01/2010	31359MC50	2,110,000.00	AAA	Aaa	04/01/08	04/02/08	2,203,705.10	2.50	48,793.75	2,110,000.00	2,110,000.00
FNMA GLOBAL NOTES (EX-CALLABLE) DTD 06/01/2005 4.625% 06/01/2010	31359MC50	3,255,000.00	AAA	Aaa	04/01/08	04/02/08	3,399,554.55	2.50	75,271.88	3,255,000.00	3,255,000.00
FHLB TAP BONDS DTD 05/06/2005 4.250% 06/11/2010	3133XBTH8	15,000,000.00	AAA	Aaa	06/05/08	06/06/08	15,303,300.00	3.21	301,041.67	15,004,285.65	15,018,750.00
FHLB TAP BONDS DTD 04/29/2008 3.000% 06/11/2010	3133XR2Y5	25,000,000.00	AAA	Aaa	01/27/09	01/28/09	25,597,500.00	1.23	354,166.67	25,012,189.00	25,015,625.00
FHLB TAP BONDS DTD 04/29/2008 3.000% 06/11/2010	3133XR2Y5	50,000,000.00	AAA	Aaa	12/03/08	12/04/08	50,447,742.00	2.40	708,333.33	50,008,288.00	50,031,250.00



Managed Account Detail of Securities Held

For the Month Ending **May 31, 2010**

SAN BERNARDINO COUNTY - 76990800

Security Type/Description Dated Date/Coupon/Maturity	CUSIP	Par	S&P Rating	Moody's Rating	Trade Date	Settle Date	Original Cost	YTM at Cost	Accrued Interest	Amortized Cost	Market Value
Federal Agency Bond / Note											
FNMA NOTES (EX-CALLABLE) DTD 06/16/2005 4.625% 06/16/2010	3136F67J2	10,015,000.00	AAA	Aaa	04/02/08	04/03/08	10,433,627.00	2.66	212,297.14	10,023,104.54	10,033,778.13
FHLMC GLOBAL REFERENCE NOTES DTD 05/23/2008 2.875% 06/28/2010	3137EABL2	25,000,000.00	AAA	Aaa	11/25/08	11/26/08	25,091,000.00	2.64	305,468.75	25,004,373.50	25,050,100.00
FHLB GLOBAL BONDS DTD 04/20/2009 1.060% 07/13/2010	3133XTHRO	25,000,000.00	AAA	Aaa	05/07/09	05/08/09	25,079,500.00	0.79	30,180.56	25,007,890.25	25,023,437.50
FNMA FLOATING GLOBAL NOTES DTD 01/12/2009 0.188% 07/13/2010	31398AUW0	25,500,000.00	AAA	Aaa	03/11/09	03/12/09	25,486,485.00	1.30	6,518.57	25,491,001.56	25,499,464.50
FHLB GLOBAL BONDS DTD 06/19/2008 3.500% 07/16/2010	3133XRN22	50,000,000.00	AAA	Aaa	11/26/08	11/28/08	50,650,500.00	2.68	656,250.00	50,050,624.50	50,203,125.00
FNMA NOTES (EX-CALLABLE) DTD 08/02/2005 4.750% 08/02/2010	3136F7GP6	7,575,000.00	AAA	Aaa	05/12/08	05/13/08	7,857,093.00	3.00	118,938.02	7,597,117.18	7,631,812.50
FHLMC GLOBAL NOTES (EX-CALLABLE) DTD 08/04/2005 4.790% 08/04/2010	3128X4GL9	15,000,000.00	AAA	Aaa	04/15/08	04/16/08	15,713,850.00	2.64	233,512.50	15,055,648.95	15,119,295.00
FHLB BONDS DTD 08/06/2003 4.550% 08/06/2010	3133X0KH1	11,000,000.00	AAA	Aaa	04/24/08	04/25/08	11,329,780.00	3.17	159,881.94	11,026,885.76	11,082,500.00
FHLB TAP BONDS DTD 08/16/2000 6.875% 08/13/2010	3133MBZE0	13,980,000.00	AAA	Aaa	04/23/08	04/24/08	15,183,118.80	2.98	282,997.92	14,087,383.74	14,163,487.50
FHLB TAP BONDS DTD 07/24/2003 4.125% 08/13/2010	3133X0607	17,000,000.00	AAA	Aaa	05/12/08	05/13/08	17,417,860.00	2.99	206,479.17	17,038,175.20	17,132,812.50
FHLB TAP BONDS DTD 08/22/2002 4.750% 08/13/2010	3133MRCM2	25,000,000.00	AAA	Aaa	06/23/08	06/24/08	25,529,250.00	3.71	349,652.78	25,051,164.25	25,226,562.50
FHLMC GLOBAL NOTES DTD 03/10/2009 1.450% 09/10/2010	3128X8OT2	10,000,000.00	AAA	Aaa	05/26/09	05/27/09	10,079,800.00	0.82	32,625.00	10,017,126.10	10,032,950.00
FHLMC GLOBAL NOTES DTD 03/10/2009 1.450% 09/10/2010	3128X8OT2	10,000,000.00	AAA	Aaa	05/26/09	05/27/09	10,080,010.00	0.82	32,625.00	10,017,171.00	10,032,950.00
FHLB TAP BONDS DTD 07/09/2008 3.375% 09/10/2010	3133XRT83	25,000,000.00	AAA	Aaa	09/03/08	09/04/08	25,045,500.00	3.28	189,843.75	25,006,352.75	25,218,750.00



Managed Account Detail of Securities Held

For the Month Ending **May 31, 2010**

SAN BERNARDINO COUNTY - 76990800

Security Type/Description Dated Date/Coupon/Maturity	CUSIP	Par	S&P Rating	Moody's Rating	Trade Date	Settle Date	Original Cost	YTM at Cost	Accrued Interest	Amortized Cost	Market Value
Federal Agency Bond / Note											
FFCB BONDS DTD 06/13/2007 5.250% 09/13/2010	31331XE40	25,000,000.00	AAA	Aaa	02/24/09	02/25/09	26,533,250.00	1.24	284,375.00	25,282,129.50	25,343,750.00
FNMA GLOBAL BENCHMARK NOTES DTD 09/13/2007 4.375% 09/13/2010	31398AGU0	25,000,000.00	AAA	Aaa	02/26/09	02/27/09	26,153,000.00	1.35	236,979.17	25,213,034.00	25,296,875.00
FHLMC GLOBAL REFERENCE NOTES DTD 09/22/2000 6.875% 09/15/2010	3134A35H5	25,000,000.00	AAA	Aaa	11/21/08	11/24/08	26,698,500.00	2.98	362,847.22	25,276,866.25	25,492,187.50
FNMA NOTES DTD 03/16/2009 1.500% 09/16/2010	3136FHFE0	25,000,000.00	AAA	Aaa	04/03/09	04/06/09	25,064,250.00	1.32	78,125.00	25,013,066.50	25,093,750.00
FHLB BONDS DTD 04/01/2009 1.450% 09/30/2010	3133XTCW4	25,000,000.00	AAA	Aaa	04/23/09	04/23/09	25,120,000.00	1.11	61,423.61	25,027,776.25	25,101,562.50
FFCB BONDS DTD 10/04/2007 4.500% 10/04/2010	31331X6M9	25,000,000.00	AAA	Aaa	03/26/08	03/27/08	26,177,250.00	2.56	178,125.00	25,163,791.25	25,367,187.50
FHLB GLOBAL BONDS DTD 04/14/2009 1.250% 10/14/2010	3133XTHN9	25,000,000.00	AAA	Aaa	04/30/09	05/01/09	25,071,500.00	1.05	40,798.61	25,018,282.50	25,093,750.00
FNMA GLOBAL BENCHMARK NOTES DTD 11/03/2000 6.625% 11/15/2010	31359MGJ6	25,000,000.00	AAA	Aaa	04/08/08	04/09/08	27,478,000.00	2.65	73,611.11	25,446,436.25	25,734,375.00
FFCB BONDS DTD 11/22/2000 6.700% 11/22/2010	31331H4M6	9,315,000.00	AAA	Aaa	04/08/08	04/09/08	10,248,340.46	2.71	15,602.63	9,489,182.40	9,600,271.88
FHLMC GLOBAL REFERENCE NOTES DTD 10/10/2008 2.875% 11/23/2010	3137EABV0	25,000,000.00	AAA	Aaa	10/27/08	10/28/08	24,897,000.00	3.08	15,972.22	24,975,586.75	25,319,125.00
FHLB TAP BONDS DTD 06/02/2008 3.500% 12/10/2010	3133XRFK1	5,200,000.00	AAA	Aaa	01/09/09	01/12/09	5,392,868.00	1.52	86,450.00	5,253,545.80	5,284,500.00
FHLB TAP BONDS DTD 05/05/2008 3.000% 12/10/2010	3133XR4S6	11,385,000.00	AAA	Aaa	01/09/09	01/12/09	11,713,514.18	1.46	162,236.25	11,476,169.83	11,541,543.75
FHLB BONDS (EX-CALLABLE) DTD 07/03/2003 3.150% 01/03/2011	31339XUJ1	8,485,000.00	AAA	Aaa	05/19/08	05/20/08	8,465,569.35	3.24	109,880.75	8,480,537.82	8,620,229.69
FFCB BONDS DTD 01/12/2009 1.600% 01/12/2011	31331GJY6	25,000,000.00	AAA	Aaa	01/08/09	01/12/09	25,049,500.00	1.50	154,444.44	25,015,343.25	25,171,875.00



Managed Account Detail of Securities Held

For the Month Ending **May 31, 2010**

SAN BERNARDINO COUNTY - 76990800

Security Type/Description Dated Date/Coupon/Maturity	CUSIP	Par	S&P Rating	Moody's Rating	Trade Date	Settle Date	Original Cost	YTM at Cost	Accrued Interest	Amortized Cost	Market Value
Federal Agency Bond / Note											
FFCB BONDS DTD 01/12/2009 1.600% 01/12/2011	31331GJY6	25,000,000.00	AAA	Aaa	01/09/09	01/12/09	25,085,000.00	1.43	154,444.44	25,026,334.50	25,171,875.00
FFCB BONDS DTD 01/18/2008 3.500% 01/18/2011	31331YNJ5	10,000,000.00	AAA	Aaa	05/19/08	05/20/08	10,085,800.00	3.16	129,305.56	10,021,030.70	10,190,625.00
FHLMC GLOBAL REFERENCE NOTES DTD 12/16/2005 4.750% 01/18/2011	3134A4VJ0	10,000,000.00	AAA	Aaa	05/19/08	05/20/08	10,394,300.00	3.19	175,486.11	10,096,440.20	10,268,750.00
FHLMC GLOBAL REFERENCE NOTES DTD 12/16/2005 4.750% 01/18/2011	3134A4VJ0	20,000,000.00	AAA	Aaa	05/22/08	05/23/08	20,731,000.00	3.30	350,972.22	20,179,526.60	20,537,500.00
FHLB GLOBAL NOTES DTD 08/03/2009 0.950% 02/03/2011	3133XUHG1	25,000,000.00	AAA	Aaa	11/19/09	11/20/09	25,147,750.00	0.46	77,847.22	25,082,678.50	25,078,125.00
FFCB DESIGNATED BONDS DTD 03/06/2006 4.875% 02/18/2011	31331VSK3	12,500,000.00	AAA	Aaa	02/03/10	02/04/10	13,078,673.75	0.40	174,348.96	12,897,852.38	12,890,625.00
FFCB DESIGNATED BONDS DTD 03/06/2006 4.875% 02/18/2011	31331VSK3	12,500,000.00	AAA	Aaa	02/03/10	02/04/10	13,078,673.75	0.40	174,348.96	12,897,852.38	12,890,625.00
FHLB NOTES DTD 11/19/2009 0.375% 02/18/2011	3133XVU82	25,000,000.00	AAA	Aaa	11/20/09	11/23/09	24,975,000.00	0.46	26,822.92	24,985,540.50	24,976,562.50
FFCB BONDS DTD 03/03/2008 3.000% 03/03/2011	31331YWG1	50,000,000.00	AAA	Aaa	12/23/08	12/24/08	51,429,000.00	1.67	366,666.67	50,498,430.00	50,937,500.00
FHLMC FLOATING MTN DTD 03/09/2009 0.324% 03/09/2011	3128X8RC8	10,000,000.00	AAA	Aaa	04/07/09	04/08/09	10,011,900.00	1.29	7,551.37	10,000,000.00	10,012,500.00
FHLMC FLOATING MTN DTD 03/09/2009 0.324% 03/09/2011	3128X8RC8	10,000,000.00	AAA	Aaa	04/07/09	04/08/09	10,011,940.00	1.29	7,551.37	10,000,000.00	10,012,500.00
FHLMC FLOATING MTN DTD 03/09/2009 0.324% 03/09/2011	3128X8RC8	10,000,000.00	AAA	Aaa	04/07/09	04/08/09	10,011,943.13	1.29	7,551.37	10,000,000.00	10,012,500.00
FHLMC FLOATING MTN DTD 03/09/2009 0.324% 03/09/2011	3128X8RC8	25,000,000.00	AAA	Aaa	03/24/09	03/25/09	25,004,500.00	1.34	18,878.42	25,000,000.00	25,031,250.00
FHLMC FLOATING MTN DTD 03/09/2009 0.324% 03/09/2011	3128X8RC8	25,000,000.00	AAA	Aaa	03/26/09	03/27/09	25,005,000.00	1.34	18,878.42	25,000,000.00	25,031,250.00



Managed Account Detail of Securities Held

For the Month Ending **May 31, 2010**

SAN BERNARDINO COUNTY - 76990800

Security Type/Description Dated Date/Coupon/Maturity	CUSIP	Par	S&P Rating	Moody's Rating	Trade Date	Settle Date	Original Cost	YTM at Cost	Accrued Interest	Amortized Cost	Market Value
Federal Agency Bond / Note											
FHLB TAP BONDS DTD 02/22/2008 3.250% 03/11/2011	3133XPWW0	25,000,000.00	AAA	Aaa	11/14/08	11/17/08	25,072,500.00	3.12	180,555.56	25,025,142.25	25,531,250.00
FHLB NOTES DTD 02/08/2008 2.875% 03/11/2011	3133XPNY6	25,000,000.00	AAA	Aaa	12/03/09	12/04/09	25,732,550.00	0.56	159,722.22	25,449,415.75	25,445,312.50
FNMA GLOBAL BENCHMARK NOTES DTD 03/26/2001 5.500% 03/15/2011	31359MHK2	25,000,000.00	AAA	Aaa	11/12/08	11/13/08	26,510,650.00	2.81	290,277.78	25,520,394.50	25,976,562.50
FNMA GLOBAL NOTES DTD 02/27/2009 1.750% 03/23/2011	31398AVQ2	25,000,000.00	AAA	Aaa	12/10/09	12/11/09	25,376,250.00	0.57	82,638.89	25,238,122.50	25,242,187.50
FHLB NOTES DTD 09/10/2009 0.750% 03/25/2011	3133XUSX2	25,000,000.00	AAA	Aaa	12/03/09	12/04/09	25,063,500.00	0.55	34,375.00	25,039,702.25	25,054,687.50
FFCB BONDS DTD 04/07/2004 3.750% 04/07/2011	31331TZN4	12,150,000.00	AAA	Aaa	03/11/08	03/28/08	12,428,235.00	2.95	68,343.75	12,230,640.52	12,480,328.13
FHLMC GLOBAL REFERENCE NOTES DTD 03/09/2006 5.125% 04/18/2011	3137EAAB5	12,000,000.00	AAA	Aaa	03/12/08	03/13/08	12,773,400.00	2.93	73,458.33	12,226,954.08	12,480,000.00
FHLMC GLOBAL REFERENCE NOTES DTD 03/09/2006 5.125% 04/18/2011	3137EAAB5	25,000,000.00	AAA	Aaa	03/11/08	03/12/08	26,612,500.00	2.93	153,038.19	25,472,787.75	26,000,000.00
FHLMC GLOBAL REFERENCE NOTES DTD 03/09/2006 5.125% 04/18/2011	3137EAAB5	25,000,000.00	AAA	Aaa	10/22/08	10/23/08	26,030,000.00	3.38	153,038.19	25,374,410.75	26,000,000.00
FFCB BONDS DTD 04/21/2008 2.625% 04/21/2011	31331YG46	25,000,000.00	AAA	Aaa	11/06/08	11/07/08	24,738,000.00	3.07	72,916.67	24,903,032.75	25,453,125.00
FFCB BONDS DTD 04/21/2008 2.625% 04/21/2011	31331YG46	50,000,000.00	AAA	Aaa	10/21/08	10/22/08	48,936,500.00	3.52	145,833.33	49,611,112.00	50,906,250.00
FNMA GLOBAL BENCHMARK NOTES DTD 05/25/2001 6.000% 05/15/2011	31359MJH7	50,000,000.00	AAA	Aaa	11/18/08	11/19/08	53,313,500.00	3.21	133,333.33	51,302,947.00	52,609,375.00
FFCB FLOATING BONDS DTD 05/18/2009 0.428% 05/18/2011	31331GWG0	25,000,000.00	AAA	Aaa	05/20/09	05/21/09	25,000,500.00	0.42	3,861.63	25,000,500.00	25,025,600.00
FHLB (CALLABLE) GLOBAL NOTES DTD 05/19/2010 0.700% 06/03/2011	3133XYFL4	25,000,000.00	AAA	Aaa	05/04/10	05/19/10	24,997,500.00	0.71	5,833.33	24,997,580.50	24,992,187.50



Managed Account Detail of Securities Held

For the Month Ending **May 31, 2010**

SAN BERNARDINO COUNTY - 76990800

Security Type/Description Dated Date/Coupon/Maturity	CUSIP	Par	S&P Rating	Moody's Rating	Trade Date	Settle Date	Original Cost	YTM at Cost	Accrued Interest	Amortized Cost	Market Value
Federal Agency Bond / Note											
FHLB TAP BONDS DTD 05/24/2005 4.250% 06/10/2011	3133XBYA7	25,000,000.00	AAA	Aaa	07/23/08	07/24/08	25,158,250.00	4.01	504,687.50	25,058,797.00	25,882,812.50
FHLB GLOBAL BONDS DTD 05/27/2008 3.375% 06/24/2011	3133XRCW8	30,295,000.00	AAA	Aaa	05/18/10	05/19/10	31,220,512.25	0.58	445,904.53	31,192,512.40	31,118,645.31
FFCB BONDS DTD 06/25/2008 3.875% 08/25/2011	31331YZ86	25,000,000.00	AAA	Aaa	11/05/08	11/06/08	25,518,000.00	3.10	258,333.33	25,233,667.25	25,976,562.50
FFCB BONDS DTD 06/25/2008 3.875% 08/25/2011	31331YZ86	50,000,000.00	AAA	Aaa	11/04/08	11/05/08	50,894,000.00	3.20	516,666.67	50,403,343.00	51,953,125.00
FNMA NOTES (CALLABLE) DTD 09/28/2009 1.250% 09/28/2011	31398AZH8	25,000,000.00	AAA	Aaa	11/24/09	11/25/09	25,106,250.00	1.02	54,687.50	25,041,103.25	25,039,062.50
FHLMC FLOATING NOTES DTD 04/26/2010 0.345% 10/26/2011	3134G1BL7	20,800,000.00	AAA	Aaa	05/06/10	05/07/10	20,795,840.00	0.28	1,196.87	20,795,840.00	20,790,057.60
FFCB NOTES (FLOAT) DTD 11/02/2009 0.258% 11/02/2011	31331G2M0	25,000,000.00	AAA	Aaa	11/06/09	11/09/09	25,000,000.00	0.22	5,367.92	25,000,000.00	24,987,800.00
FHLMC NOTES (CALLABLE) DTD 11/10/2009 1.200% 11/10/2011	3128X9KO2	25,000,000.00	AAA	Aaa	10/29/09	11/10/09	24,975,000.00	1.25	17,500.00	24,981,918.50	25,045,625.00
FHLMC NOTES (CALLABLE) DTD 11/10/2009 1.200% 11/10/2011	3128X9KO2	25,000,000.00	AAA	Aaa	10/29/09	11/10/09	24,975,000.00	1.25	17,500.00	24,981,918.50	25,045,625.00
FHLB NOTES (CALLABLE) DTD 12/09/2009 1.050% 12/09/2011	3133XVWS6	25,000,000.00	AAA	Aaa	11/30/09	12/09/09	24,987,500.00	1.08	125,416.67	24,990,462.25	25,000,000.00
FHLB NOTES (CALLABLE) DTD 12/21/2009 1.050% 12/21/2011	3133XVYX3	25,000,000.00	AAA	Aaa	12/11/09	12/21/09	24,947,500.00	1.16	116,666.67	24,959,066.00	24,992,187.50
FFCB NOTES (CALLABLE) DTD 12/23/2009 1.050% 12/23/2011	31331G6O7	25,000,000.00	AAA	Aaa	12/18/09	12/23/09	25,000,000.00	1.05	115,208.33	25,000,000.00	25,078,125.00
FFCB NOTES DTD 01/12/2010 1.100% 01/12/2012	31331JBL6	25,000,000.00	AAA	Aaa	02/18/10	02/19/10	25,065,000.00	0.96	106,180.56	25,055,393.00	25,101,562.50
FHLB NOTES (CALLABLE) DTD 01/19/2010 1.200% 01/19/2012	3133XWNW5	25,000,000.00	AAA	Aaa	01/22/10	01/25/10	24,997,500.00	1.21	110,000.00	24,997,945.25	25,015,625.00



Managed Account Detail of Securities Held

For the Month Ending **May 31, 2010**

SAN BERNARDINO COUNTY - 76990800

Security Type/Description Dated Date/Coupon/Maturity	CUSIP	Par	S&P Rating	Moody's Rating	Trade Date	Settle Date	Original Cost	YTM at Cost	Accrued Interest	Amortized Cost	Market Value
Federal Agency Bond / Note											
FNMA NOTES (CALLABLE) DTD 01/20/2010 1.500% 01/20/2012	31398AC91	12,500,000.00	AAA	Aaa	01/05/10	01/20/10	12,500,000.00	1.50	68,229.17	12,500,000.00	12,511,718.75
FNMA NOTES (CALLABLE) DTD 01/20/2010 1.500% 01/20/2012	31398AC91	12,500,000.00	AAA	Aaa	01/05/10	01/20/10	12,500,000.00	1.50	68,229.17	12,500,000.00	12,511,718.75
FHLMC NOTES (CALLABLE) DTD 01/25/2010 1.375% 01/25/2012	3128X9TM2	25,000,000.00	AAA	Aaa	01/05/10	01/25/10	25,000,000.00	1.38	120,312.50	25,000,000.00	25,104,400.00
FHLB NOTES (CALLABLE) DTD 01/25/2010 1.125% 01/25/2012	3133XWPU7	25,000,000.00	AAA	Aaa	01/22/10	01/25/10	24,997,500.00	1.13	98,437.50	24,997,934.00	25,062,500.00
FFCB NOTES (CALLABLE) DTD 02/09/2010 1.040% 02/09/2012	31331JDM2	25,000,000.00	AAA	Aaa	02/05/10	02/09/10	24,992,500.00	1.06	80,888.89	24,993,657.50	25,062,500.00
FHLB NOTES DTD 12/24/2009 1.050% 02/24/2012	3133XWFP9	25,000,000.00	AAA	Aaa	12/29/09	12/30/09	24,854,250.00	1.33	70,729.17	24,882,321.50	25,070,312.50
FHLB NOTES DTD 03/19/2010 1.125% 05/18/2012	3133XXPV3	25,000,000.00	AAA	Aaa	05/11/10	05/12/10	25,035,750.00	1.05	10,156.25	25,034,818.00	25,062,500.00
FNMA NOTES (CALLABLE) DTD 05/25/2010 1.300% 05/25/2012	31398AS37	25,000,000.00	AAA	Aaa	05/10/10	05/25/10	25,016,250.00	1.27	5,416.67	25,015,980.00	25,046,875.00
FNMA NOTES (CALLABLE) DTD 05/25/2010 1.400% 05/25/2012	31398AS78	25,000,000.00	AAA	Aaa	05/13/10	05/25/10	25,012,500.00	1.37	5,833.33	25,011,666.75	25,023,437.50
FNMA NOTES (CALLABLE) DTD 05/25/2010 1.300% 05/25/2012	31398AS37	25,000,000.00	AAA	Aaa	05/27/10	05/28/10	25,022,500.00	1.25	5,416.67	25,022,311.50	25,046,875.00
FHLMC NOTES (CALLABLE) DTD 06/15/2010 1.400% 06/15/2012	3134G1EY6	18,260,000.00	AAA	Aaa	05/26/10	06/15/10	18,260,000.00	1.40	0.00	18,260,000.00	18,252,951.64
FHLMC GLOBAL NOTES DTD 05/21/2009 1.750% 06/15/2012	3137EACC1	25,000,000.00	AAA	Aaa	05/11/10	05/12/10	25,329,750.00	1.11	201,736.11	25,321,571.50	25,367,187.50
FHLMC NOTES (CALLABLE) DTD 06/29/2009 2.450% 06/29/2012	3128X8S52	25,000,000.00	AAA	Aaa	06/11/09	06/29/09	25,000,000.00	2.45	258,611.11	25,000,000.00	25,034,700.00
FNMA NOTES (CALLABLE) DTD 07/16/2009 2.125% 07/16/2012	3136FHN27	40,850,000.00	AAA	Aaa	07/15/09	07/16/09	40,876,144.00	2.10	325,523.44	40,853,284.75	40,926,593.75



Managed Account Detail of Securities Held

For the Month Ending **May 31, 2010**

SAN BERNARDINO COUNTY - 76990800

Security Type/Description Dated Date/Coupon/Maturity	CUSIP	Par	S&P Rating	Moody's Rating	Trade Date	Settle Date	Original Cost	YTM at Cost	Accrued Interest	Amortized Cost	Market Value
Federal Agency Bond / Note											
FHLMC NOTES (CALLABLE) DTD 04/30/2010 1.500% 07/30/2012	3128X96S4	50,000,000.00	AAA	Aaa	04/21/10	04/30/10	49,992,500.00	1.51	64,583.33	49,992,675.00	50,073,900.00
FHLB NOTES (CALLABLE) DTD 02/03/2010 1.450% 08/03/2012	3133XWR76	25,000,000.00	AAA	Aaa	01/28/10	02/03/10	24,995,000.00	1.46	118,819.44	24,995,646.00	25,125,000.00
FHLB NOTES DTD 07/23/2009 1.750% 08/22/2012	3133XUE41	50,000,000.00	AAA	Aaa	07/31/09	08/03/09	49,767,500.00	1.91	240,625.00	49,829,136.50	50,703,125.00
FHLMC NOTES DTD 08/06/2009 2.125% 09/21/2012	3137EACE7	25,000,000.00	AAA	Aaa	12/22/09	12/23/09	25,393,000.00	1.54	103,298.61	25,331,406.00	25,546,875.00
FHLB STEP CPN BONDS (CALLABLE) DTD 09/30/2009 1.500% 09/25/2012	3133XUZU0	50,000,000.00	AAA	Aaa	09/29/09	09/30/09	50,050,000.00	2.26	137,500.00	50,000,000.00	50,156,250.00
FHLB NOTES DTD 11/04/2009 1.750% 12/14/2012	3133XVNT4	25,000,000.00	AAA	Aaa	12/01/09	12/02/09	25,216,250.00	1.46	251,562.50	25,181,688.25	25,281,250.00
FHLB NOTES DTD 11/04/2009 1.750% 12/14/2012	3133XVNT4	25,000,000.00	AAA	Aaa	12/04/09	12/07/09	25,039,500.00	1.70	251,562.50	25,033,609.50	25,281,250.00
FHLMC NOTES (CALLABLE) DTD 12/17/2009 1.700% 12/17/2012	3128X9PN4	25,000,000.00	AAA	Aaa	12/02/09	12/17/09	25,016,250.00	1.68	193,611.11	25,008,877.25	25,099,775.00
FHLMC NOTES (CALLABLE) DTD 12/17/2009 1.700% 12/17/2012	3128X9PN4	50,000,000.00	AAA	Aaa	12/04/09	12/17/09	49,815,000.00	1.83	387,222.22	49,842,457.50	50,199,550.00
FFCB NOTES DTD 12/24/2009 1.625% 12/24/2012	31331JAB9	25,000,000.00	AAA	Aaa	12/21/09	12/24/09	24,930,000.00	1.72	177,170.14	24,939,959.25	25,195,312.50
FNMA NOTES (CALLABLE) DTD 12/28/2009 1.750% 12/28/2012	31398AB76	25,000,000.00	AAA	Aaa	12/15/09	12/28/09	24,890,000.00	1.90	185,937.50	24,905,217.00	25,125,000.00
FNMA NOTES (CALLABLE) DTD 12/28/2009 1.750% 12/28/2012	31398AB76	25,000,000.00	AAA	Aaa	02/10/10	02/11/10	24,981,250.00	1.78	185,937.50	24,983,318.00	25,125,000.00
FFCB NOTES (CALLABLE) DTD 02/19/2010 1.670% 02/19/2013	31331JEK5	25,000,000.00	AAA	Aaa	02/19/10	02/22/10	24,887,500.00	1.83	118,291.67	24,897,615.00	25,171,875.00
FFCB NOTES DTD 01/15/2010 1.750% 02/21/2013	31331JBV4	25,000,000.00	AAA	Aaa	02/11/10	02/12/10	25,035,250.00	1.70	121,527.78	25,031,769.50	25,242,187.50



Managed Account Detail of Securities Held

For the Month Ending **May 31, 2010**

SAN BERNARDINO COUNTY - 76990800

Security Type/Description Dated Date/Coupon/Maturity	CUSIP	Par	S&P Rating	Moody's Rating	Trade Date	Settle Date	Original Cost	YTM at Cost	Accrued Interest	Amortized Cost	Market Value
Federal Agency Bond / Note											
FNMA NOTES (CALLABLE) DTD 03/15/2010 1.800% 03/15/2013	31398AH70	50,000,000.00	AAA	Aaa	03/05/10	03/15/10	49,925,000.00	1.85	190,000.00	49,930,157.00	50,203,125.00
FFCB NOTES DTD 04/15/2010 1.875% 04/15/2013	31331JKS1	25,000,000.00	AAA	Aaa	04/19/10	04/20/10	25,118,100.00	1.71	59,895.83	25,113,696.50	25,289,062.50
FNMA NOTES (CALLABLE) DTD 05/10/2010 2.000% 05/10/2013	31398AQ96	50,000,000.00	AAA	Aaa	04/28/10	05/10/10	49,975,000.00	2.02	58,333.33	49,975,474.00	50,250,000.00
Security Type Sub-Total		2,579,175,000.00					2,610,692,379.32	1.86	15,974,344.61	2,588,152,172.79	2,606,361,309.38
Commercial Paper											
BNP PARIBAS FINANCE INC COMM PAPER -- 0.000% 06/01/2010	0556N1F16	20,000,000.00	A-1+	P-1	04/22/10	04/22/10	19,994,888.89	0.23	0.00	20,000,000.00	19,999,480.00
BNP PARIBAS FINANCE INC COMM PAPER -- 0.000% 06/01/2010	0556N1F16	35,000,000.00	A-1+	P-1	04/20/10	04/20/10	34,991,016.67	0.22	0.00	35,000,000.00	34,999,090.00
BNP PARIBAS FINANCE INC COMM PAPER -- 0.000% 06/01/2010	0556N1F16	45,000,000.00	A-1+	P-1	05/28/10	05/28/10	44,998,850.00	0.23	0.00	45,000,000.00	44,998,830.00
SOCIETE GENERALE NA COMM PAPER -- 0.000% 06/01/2010	83365SF16	50,000,000.00	A-1	P-1	05/28/10	05/28/10	49,998,722.22	0.23	0.00	50,000,000.00	49,998,550.00
SOCIETE GENERALE NA COMM PAPER -- 0.000% 06/01/2010	83365SF16	50,000,000.00	A-1	P-1	05/28/10	05/28/10	49,998,722.22	0.23	0.00	50,000,000.00	49,998,550.00
CREDIT AGRICOLE NA COMM PAPER -- 0.000% 06/01/2010	22532CF17	50,000,000.00	A-1+	P-1	05/28/10	05/28/10	49,998,888.89	0.20	0.00	50,000,000.00	49,998,700.00
CREDIT AGRICOLE NA COMM PAPER -- 0.000% 06/01/2010	22532CF17	50,000,000.00	A-1+	P-1	05/28/10	05/28/10	49,998,888.89	0.20	0.00	50,000,000.00	49,998,700.00
JP MORGAN CHASE & CO COMM PAPER -- 0.000% 06/01/2010	4662J1F13	50,000,000.00	A-1	P-1	05/28/10	05/28/10	49,999,333.33	0.12	0.00	50,000,000.00	49,998,550.00
JP MORGAN CHASE & CO COMM PAPER -- 0.000% 06/01/2010	4662J1F13	50,000,000.00	A-1	P-1	05/28/10	05/28/10	49,999,333.33	0.12	0.00	50,000,000.00	49,998,550.00
GENERAL ELECTRIC CO COMM PAPER -- 0.000% 06/02/2010	36960MF24	50,000,000.00	A-1+	P-1	04/28/10	04/28/10	49,989,791.67	0.21	0.00	49,999,708.50	49,998,450.00



Managed Account Detail of Securities Held

For the Month Ending **May 31, 2010**

SAN BERNARDINO COUNTY - 76990800

Security Type/Description Dated Date/Coupon/Maturity	CUSIP	Par	S&P Rating	Moody's Rating	Trade Date	Settle Date	Original Cost	YTM at Cost	Accrued Interest	Amortized Cost	Market Value
Commercial Paper											
NORDEA NORTH AMERICA INC COMM PAPER -- 0.000% 06/07/2010	6555P1F77	35,000,000.00	A-1+	P-1	05/03/10	05/03/10	34,991,833.33	0.24	0.00	34,998,600.00	34,997,690.00
NORDEA NORTH AMERICA INC COMM PAPER -- 0.000% 06/16/2010	6555P1FG7	25,000,000.00	A-1+	P-1	05/04/10	05/04/10	24,992,534.72	0.25	0.00	24,997,395.75	24,996,275.00
Security Type Sub-Total		510,000,000.00					509,952,804.16	0.20	0.00	509,995,704.25	509,981,415.00
Certificate of Deposit											
BNP PARIBAS NY BRANCH CERT DEPOS DTD 03/01/2010 0.220% 06/01/2010	0556M4W61	5,000,000.00	A-1+	P-1	05/25/10	05/25/10	4,999,922.10	0.30	2,811.11	5,000,000.00	4,999,995.65
BNP PARIBAS NY CERT DEPOS DTD 03/03/2010 0.220% 06/01/2010	0556M4W79	15,000,000.00	A-1+	P-1	04/19/10	04/19/10	14,999,461.37	0.25	8,250.00	15,000,000.00	14,999,986.95
WESTPAC BANKING CORP NY CERT DEPOS DTD 04/01/2010 0.200% 06/01/2010	96121H2K9	25,000,000.00	A-1+	P-1	03/31/10	04/01/10	25,000,000.00	0.20	8,472.22	25,000,000.00	24,999,964.50
SVENSKA HANDELSBANKEN NY CERT DEPOS DTD 04/08/2010 0.210% 06/01/2010	86959BBY0	30,000,000.00	A-1+	P-1	04/06/10	04/08/10	30,000,000.00	0.21	9,450.00	30,000,000.00	29,999,965.80
BNP PARIBAS NY CERT DEPOS DTD 02/02/2010 0.220% 06/02/2010	0556M4N61	10,000,000.00	A-1+	P-1	05/20/10	05/20/10	9,999,710.43	0.08	7,272.22	9,999,977.70	9,999,858.20
CREDIT AGRICOLE CIB NY CERT DEPOS DTD 04/05/2010 0.210% 06/08/2010	22532YDO6	35,000,000.00	A-1+	P-1	04/05/10	04/05/10	35,000,000.00	0.21	11,637.50	35,000,000.00	34,999,456.10
RABOBANK NEDERLAND NV NY CERT DEPOS DTD 12/10/2009 0.300% 06/10/2010	74977G6S2	5,000,000.00	A-1+	P-1	04/27/10	04/28/10	5,000,296.80	0.25	7,208.33	5,000,062.10	5,000,016.00
WESTPAC BANKING CORP NY CERT DEPOS DTD 04/12/2010 0.200% 06/24/2010	96121H2T0	5,000,000.00	A-1+	P-1	04/09/10	04/12/10	4,999,797.31	0.22	1,388.89	4,999,936.15	4,999,514.40
WESTPAC BANKING CORP NY CERT DEPOS DTD 04/12/2010 0.200% 06/24/2010	96121H2T0	50,000,000.00	A-1+	P-1	04/09/10	04/12/10	49,997,973.13	0.22	13,888.89	49,999,361.50	49,995,144.00
NORDEA BANK FINLAND NY CERT DEPOS DTD 05/06/2010 0.280% 06/25/2010	65556QP98	25,000,000.00	A-1+	P-1	05/06/10	05/06/10	25,000,000.00	0.28	5,055.56	25,000,000.00	24,998,788.50



Managed Account Detail of Securities Held

For the Month Ending **May 31, 2010**

SAN BERNARDINO COUNTY - 76990800

Security Type/Description Dated Date/Coupon/Maturity	CUSIP	Par	S&P Rating	Moody's Rating	Trade Date	Settle Date	Original Cost	YTM at Cost	Accrued Interest	Amortized Cost	Market Value
Certificate of Deposit											
WESTPAC BANKING CORP NY CERT DEPOS DTD 06/26/2009 0.930% 06/28/2010	96121HM50	13,300,000.00	A-1+	P-1	04/05/10	04/06/10	13,320,783.22	0.25	116,818.33	13,306,760.79	13,305,840.03
RABOBANK NEDERLAND NV NY CERT DEPOS DTD 04/05/2010 0.240% 06/30/2010	74977JFZ0	25,000,000.00	A-1+	P-1	04/05/10	04/05/10	25,000,000.00	0.24	9,500.00	25,000,000.00	24,997,286.25
BNP PARIBAS SF CERT DEPOS DTD 05/26/2010 0.340% 07/01/2010	05566QZ26	20,000,000.00	A-1+	P-1	05/26/10	05/26/10	20,000,000.00	0.34	1,133.33	20,000,000.00	19,999,440.20
RABOBANK NEDERLAND NV NY CERT DEPOS DTD 05/19/2010 0.540% 11/12/2010	74977MFL4	25,000,000.00	A-1+	P-1	05/18/10	05/19/10	25,000,000.00	0.54	4,875.00	25,000,000.00	24,982,493.00
Security Type Sub-Total		288,300,000.00					288,317,944.36	0.26	207,761.38	288,306,098.24	288,277,749.58
Managed Account Sub-Total		4,585,166,000.00					4,623,963,267.12	1.23	19,006,178.18	4,598,222,225.32	4,618,586,326.05
Securities Sub-Total		\$4,585,166,000.00					\$4,623,963,267.12	1.23%	\$19,006,178.18	\$4,598,222,225.32	\$4,618,586,326.05
Accrued Interest											\$19,006,178.18
Total Investments											\$4,637,592,504.23

Bolded items are forward settling trades.



Managed Account Fair Market Value & Analytics

For the Month Ending **May 31, 2010**

SAN BERNARDINO COUNTY - 76990800

Security Type/Description	CUSIP	Par	Broker	Next Call Date	Market Price	Market Value	Unreal G/L On Cost	Unreal G/L Amort Cost	Duration to Worst	YTM at Mkt
U.S. Treasury Bond / Note										
US TREASURY NOTES DTD 07/31/2008 2.750% 07/31/2010	912828JF8	25,000,000.00	JPMCHASE		100.42	25,105,475.00	(487,298.43)	14,359.00	0.17	0.24
US TREASURY NOTES DTD 08/31/2008 2.375% 08/31/2010	912828JJ0	25,000,000.00	DEUTSCHE		100.54	25,134,775.00	(369,131.25)	22,453.75	0.25	0.22
US TREASURY NOTES DTD 08/31/2008 2.375% 08/31/2010	912828JJ0	50,000,000.00	BK AMER		100.54	50,269,550.00	(507,793.75)	2,850.50	0.25	0.22
US TREASURY NOTES DTD 10/31/2008 1.500% 10/31/2010	912828JP6	25,000,000.00	DEUTSCHE		100.52	25,130,850.00	(127,939.05)	45,466.00	0.42	0.24
US TREASURY NOTES DTD 11/30/2008 1.250% 11/30/2010	912828JS0	25,000,000.00	UBS PW		100.49	25,122,075.00	(37,104.68)	62,004.50	0.50	0.27
US TREASURY NOTES DTD 12/31/2008 0.875% 12/31/2010	912828JV3	25,000,000.00	JPMCHASE		100.34	25,083,975.00	(28,329.69)	27,346.25	0.58	0.30
US TREASURY NOTES DTD 12/31/2008 0.875% 12/31/2010	912828JV3	25,000,000.00	BK AMER		100.34	25,083,975.00	(43,954.69)	17,610.25	0.58	0.30
US TREASURY NOTES DTD 01/31/2009 0.875% 01/31/2011	912828JY7	25,000,000.00	DEUTSCHE		100.37	25,091,800.00	(39,059.38)	5,344.75	0.67	0.32
US TREASURY NOTES DTD 01/31/2009 0.875% 01/31/2011	912828JY7	25,000,000.00	MIZUHO		100.37	25,091,800.00	(23,434.38)	6,053.75	0.67	0.32
US TREASURY NOTES DTD 02/15/2001 5.000% 02/15/2011	9128276T4	20,000,000.00	CSFB		103.29	20,657,040.00	(333,585.00)	36,607.80	0.70	0.36
US TREASURY NOTES DTD 02/28/2009 0.875% 02/28/2011	912828KE9	25,000,000.00	DEUTSCHE		100.38	25,094,726.58	(23,437.48)	22,804.33	0.75	0.37
US TREASURY NOTES DTD 02/28/2009 0.875% 02/28/2011	912828KE9	25,000,000.00	DEUTSCHE		100.38	25,094,726.58	(33,203.11)	1,658.58	0.75	0.37
US TREASURY NOTES DTD 03/31/2006 4.750% 03/31/2011	912828FA3	25,000,000.00	UBS AG		103.61	25,901,375.00	(381,828.13)	20,838.00	0.82	0.41
US TREASURY NOTES DTD 04/30/2009 0.875% 04/30/2011	912828KL3	50,000,000.00	UBS AG		100.41	50,205,100.00	29,318.75	86,337.00	0.91	0.43
US TREASURY NOTES DTD 05/31/2009 0.875% 05/31/2011	912828KU3	25,000,000.00	GOLDMAN		100.44	25,110,351.58	5,859.40	13,307.58	1.00	0.43



Managed Account Fair Market Value & Analytics

For the Month Ending **May 31, 2010**

SAN BERNARDINO COUNTY - 76990800

Security Type/Description	CUSIP	Par	Broker	Next Call Date	Market Price	Market Value	Unreal G/L On Cost	Unreal G/L Amort Cost	Duration to Worst	YTM at Mkt
U.S. Treasury Bond / Note										
US TREASURY NOTES DTD 07/31/2006 4.875% 07/31/2011	912828FN5	25,000,000.00	CSFB		105.09	26,272,450.00	(633,800.00)	167,316.25	1.13	0.50
US TREASURY NOTES DTD 07/31/2009 1.000% 07/31/2011	912828LG3	25,000,000.00	MIZUHO		100.57	25,143,550.00	243,159.37	201,883.25	1.16	0.51
US TREASURY NOTES DTD 01/31/2010 0.875% 01/31/2012	912828MJ6	25,000,000.00	DIRECT		100.29	25,072,275.00	114,267.19	111,897.50	1.65	0.70
US TREASURY NOTES DTD 05/15/2009 1.375% 05/15/2012	912828KP4	5,000,000.00	DEUTSCHE		101.23	5,061,330.00	112,501.88	95,670.45	1.93	0.74
US TREASURY NOTES DTD 05/15/2009 1.375% 05/15/2012	912828KP4	10,000,000.00	CITIGRP		101.23	10,122,660.00	284,378.75	231,402.20	1.93	0.74
US TREASURY NOTES DTD 05/15/2009 1.375% 05/15/2012	912828KP4	10,000,000.00	CSFB		101.23	10,122,660.00	270,316.25	222,010.10	1.93	0.74
US TREASURY NOTES DTD 05/15/2009 1.375% 05/15/2012	912828KP4	25,000,000.00	DEUTSCHE		101.23	25,306,650.00	217,782.82	224,016.00	1.93	0.74
Security Type Sub-Total		545,000,000.00				550,279,169.74	(1,792,314.61)	1,639,237.79	0.82	0.39
U.S. Government Supported Corporate Debt										
CITIGROUP FUNDING INC (FDIC) FLOAT MTN DTD 01/30/2009 0.438% 07/30/2010	17314AAA0	25,000,000.00	CITIGRP		100.03	25,008,000.00	(8,950.00)	8,000.00	0.17	0.24
GENERAL ELEC CAP CORP (FDIC) GLOBAL FRN DTD 03/12/2009 0.336% 03/11/2011	36967HAM9	22,100,000.00	MORGANST		100.18	22,139,470.60	(4,928.30)	13,804.76	0.78	0.10
GOLDMAN SACHS GROUP INC (FDIC) GL NOTES DTD 01/21/2009 1.625% 07/15/2011	38146FAF8	25,000,000.00	CITIGRP		101.03	25,257,175.00	325,675.00	288,724.00	1.11	0.70
GOLDMAN SACHS GROUP INC (FDIC) GL NOTES DTD 01/21/2009 1.625% 07/15/2011	38146FAF8	25,000,000.00	GOLDMAN		101.03	25,257,175.00	106,675.00	170,083.00	1.11	0.70



Managed Account Fair Market Value & Analytics

For the Month Ending **May 31, 2010**

SAN BERNARDINO COUNTY - 76990800

Security Type/Description	Dated Date/Coupon/Maturity	CUSIP	Par	Broker	Next Call Date	Market Price	Market Value	Unreal G/L On Cost	Unreal G/L Amort Cost	Duration to Worst	YTM at Mkt
U.S. Government Supported Corporate Debt											
GENERAL ELEC CAP CORP (FDIC) GLOBAL NOTE	03/12/2009 2.250% 03/12/2012	36967HAN7	25,000,000.00	DEUTSCHE		102.24	25,561,025.00	3,275.00	61,207.75	1.74	0.98
CITIGROUP FUNDING INC CORP TLGP	03/30/2009 2.000% 03/30/2012	17314AAF9	25,000,000.00	CSFB		101.78	25,443,950.00	(3,422.25)	42,388.75	1.80	1.02
Security Type Sub-Total			147,100,000.00				148,666,795.60	418,324.45	584,208.26	1.13	0.64
Money Market Fund											
FEDERATED PRIME OBLIGATION MUTUAL		60934N203	1,000,000.00			1.00	1,000,000.00	0.00	0.00	0.00	0.08
GOLDMAN FS GOVERNMENT MM FUND		38141W273	3,000,000.00			1.00	3,000,000.00	0.00	0.00	0.00	0.08
FEDERATED GOVT OBLIGATIONS FUND		60934N104	7,000,000.00			1.00	7,000,000.00	0.00	0.00	0.00	0.08
FIDELITY GOV'T MM FUND 57		316175108	88,000,000.00			1.00	88,000,000.00	0.00	0.00	0.00	0.08
Security Type Sub-Total			99,000,000.00				99,000,000.00	0.00	0.00	0.00	0.08
Federal Agency Discount Note											
FHLMC DISC NOTE	0.000% 06/21/2010	313397YJ4	25,000,000.00	DIRECT		99.99	24,997,529.75	24,071.42	446.50	0.06	0.17
FHLMC DISC NOTE	0.000% 06/21/2010	313397YJ4	25,000,000.00	DIRECT		99.99	24,997,529.75	24,071.42	446.50	0.06	0.17
FHLMC DISC NOTE	0.000% 06/21/2010	313397YJ4	25,000,000.00	DIRECT		99.99	24,997,529.75	24,071.42	446.50	0.06	0.17
FNMA DISC NOTE	0.000% 06/23/2010	313589YL1	25,000,000.00	JPMCHASE		99.99	24,997,185.00	23,726.67	393.25	0.06	0.18
FNMA DISC NOTE	0.000% 07/01/2010	313589YU1	50,000,000.00	DIRECT		99.98	49,991,359.50	42,609.50	(1,140.50)	0.08	0.20
FHLMC DISC NOTE	0.000% 07/01/2010	313397YU9	50,000,000.00	CSFB		99.98	49,991,359.50	48,095.61	318.00	0.08	0.20
FHLMC DISC NOTE	0.000% 09/21/2010	313397G62	25,000,000.00	JPMCHASE		99.92	24,980,283.75	17,436.53	(271.75)	0.31	0.25



Managed Account Fair Market Value & Analytics

For the Month Ending **May 31, 2010**

SAN BERNARDINO COUNTY - 76990800

Security Type/Description Dated Date/Coupon/Maturity	CUSIP	Par	Broker	Next Call Date	Market Price	Market Value	Unreal G/L On Cost	Unreal G/L Amort Cost	Duration to Worst	YTM at Mkt
Federal Agency Discount Note										
FNMA DISC NOTE -- 0.000% 10/01/2010	313589H89	41,591,000.00	DAINRAUS		99.91	41,553,900.00	74,098.16	12,231.50	0.34	0.26
FHLMC DISC NOTE -- 0.000% 11/18/2010	313397P88	50,000,000.00	DEUTSCHE		99.85	49,926,801.50	41,523.72	(7,087.50)	0.47	0.31
FNMA DISC NOTE -- 0.000% 02/14/2011	313588BW4	25,000,000.00	CSFB		99.70	24,926,077.75	15,751.36	(7,630.50)	0.71	0.41
FNMA DISC NOTE -- 0.000% 02/17/2011	313588BZ7	25,000,000.00	DAINRAUS		99.70	24,924,570.00	15,014.44	(8,367.50)	0.72	0.42
FHLB DISC NOTE -- 0.000% 05/25/2011	313384GA1	25,000,000.00	CSFB		99.47	24,867,880.25	(5,383.64)	(7,814.25)	0.98	0.53
FHLB DISC NOTE -- 0.000% 05/25/2011	313384GA1	25,000,000.00	MIZUHO		99.47	24,867,880.25	(5,383.64)	(7,814.25)	0.98	0.53
Security Type Sub-Total		416,591,000.00				416,019,886.75	339,702.97	(25,844.00)	0.35	0.28

Federal Agency Bond / Note										
FNMA GLOBAL NOTES (EX-CALLABLE) DTD 06/01/2005 4.625% 06/01/2010	31359MC50	2,110,000.00	GILFORD		100.00	2,110,000.00	(93,705.10)	0.00	0.00	0.00
FNMA GLOBAL NOTES (EX-CALLABLE) DTD 06/01/2005 4.625% 06/01/2010	31359MC50	3,255,000.00	GILFORD		100.00	3,255,000.00	(144,554.55)	0.00	0.00	0.00
FHLB TAP BONDS DTD 05/06/2005 4.250% 06/11/2010	3133XBTH8	15,000,000.00	CITIGRP		100.13	15,018,750.00	(284,550.00)	14,464.35	0.03	-0.22
FHLB TAP BONDS DTD 04/29/2008 3.000% 06/11/2010	3133XR2Y5	25,000,000.00	MIZUHO		100.06	25,015,625.00	(581,875.00)	3,436.00	0.03	0.67
FHLB TAP BONDS DTD 04/29/2008 3.000% 06/11/2010	3133XR2Y5	50,000,000.00	LOOP CAP		100.06	50,031,250.00	(416,492.00)	22,962.00	0.03	0.67
FNMA NOTES (EX-CALLABLE) DTD 06/16/2005 4.625% 06/16/2010	3136F67J2	10,015,000.00	GILFORD		100.19	10,033,778.13	(399,848.87)	10,673.59	0.04	0.11
FHLMC GLOBAL REFERENCE NOTES DTD 05/23/2008 2.875% 06/28/2010	3137EABL2	25,000,000.00	UBS PW		100.20	25,050,100.00	(40,900.00)	45,726.50	0.08	0.19



Managed Account Fair Market Value & Analytics

For the Month Ending **May 31, 2010**

SAN BERNARDINO COUNTY - 76990800

Security Type/Description	CUSIP	Par	Broker	Next Call Date	Market Price	Market Value	Unreal G/L On Cost	Unreal G/L Amort Cost	Duration to Worst	YTM at Mkt
Federal Agency Bond / Note										
FHLB GLOBAL BONDS DTD 04/20/2009 1.060% 07/13/2010	3133XTHRO	25,000,000.00	DAINRAUS		100.09	25,023,437.50	(56,062.50)	15,547.25	0.12	0.25
FNMA FLOATING GLOBAL NOTES DTD 01/12/2009 0.188% 07/13/2010	31398AUW0	25,500,000.00	MIZUHO		100.00	25,499,464.50	12,979.50	8,462.94	0.12	0.20
FHLB GLOBAL BONDS DTD 06/19/2008 3.500% 07/16/2010	3133XRN22	50,000,000.00	MIZUHO		100.41	50,203,125.00	(447,375.00)	152,500.50	0.13	0.24
FNMA NOTES (EX-CALLABLE) DTD 08/02/2005 4.750% 08/02/2010	3136F7GP6	7,575,000.00	GILFORD		100.75	7,631,812.50	(225,280.50)	34,695.32	0.17	0.31
FHLMC GLOBAL NOTES (EX-CALLABLE) DTD 08/04/2005 4.790% 08/04/2010	3128X4GL9	15,000,000.00	GILFORD		100.80	15,119,295.00	(594,555.00)	63,646.05	0.18	0.24
FHLB BONDS DTD 08/06/2003 4.550% 08/06/2010	3133X0KH1	11,000,000.00	MIZUHO		100.75	11,082,500.00	(247,280.00)	55,614.24	0.18	0.38
FHLB TAP BONDS DTD 08/16/2000 6.875% 08/13/2010	3133MBZE0	13,980,000.00	CITIGRP		101.31	14,163,487.50	(1,019,631.30)	76,103.76	0.20	0.30
FHLB TAP BONDS DTD 07/24/2003 4.125% 08/13/2010	3133X06Q7	17,000,000.00	GILFORD		100.78	17,132,812.50	(285,047.50)	94,637.30	0.20	0.21
FHLB TAP BONDS DTD 08/22/2002 4.750% 08/13/2010	3133MRCM2	25,000,000.00	CITIGRP		100.91	25,226,562.50	(302,687.50)	175,398.25	0.20	0.21
FHLMC GLOBAL NOTES DTD 03/10/2009 1.450% 09/10/2010	3128X8QT2	10,000,000.00	LOOP CAP		100.33	10,032,950.00	(46,850.00)	15,823.90	0.28	0.25
FHLMC GLOBAL NOTES DTD 03/10/2009 1.450% 09/10/2010	3128X8QT2	10,000,000.00	GILFORD		100.33	10,032,950.00	(47,060.00)	15,779.00	0.28	0.25
FHLB TAP BONDS DTD 07/09/2008 3.375% 09/10/2010	3133XRT83	25,000,000.00	UBS PW		100.88	25,218,750.00	173,250.00	212,397.25	0.28	0.19
FFCB BONDS DTD 06/13/2007 5.250% 09/13/2010	31331XE40	25,000,000.00	BARCLAYS		101.38	25,343,750.00	(1,189,500.00)	61,620.50	0.29	0.38
FNMA GLOBAL BENCHMARK NOTES DTD 09/13/2007 4.375% 09/13/2010	31398AGU0	25,000,000.00	MIZUHO		101.19	25,296,875.00	(856,125.00)	83,841.00	0.29	0.18
FHLMC GLOBAL REFERENCE NOTES DTD 09/22/2000 6.875% 09/15/2010	3134A35H5	25,000,000.00	CITIGRP		101.97	25,492,187.50	(1,206,312.50)	215,321.25	0.29	0.06



Managed Account Fair Market Value & Analytics

For the Month Ending **May 31, 2010**

SAN BERNARDINO COUNTY - 76990800

Security Type/Description	CUSIP	Par	Broker	Next Call Date	Market Price	Market Value	Unreal G/L On Cost	Unreal G/L Amort Cost	Duration to Worst	YTM at Mkt
Federal Agency Bond / Note										
FNMA NOTES DTD 03/16/2009 1.500% 09/16/2010	3136FHFE0	25,000,000.00	JPMCHASE		100.38	25,093,750.00	29,500.00	80,683.50	0.29	0.21
FHLB BONDS DTD 04/01/2009 1.450% 09/30/2010	3133XTCW4	25,000,000.00	UBS PW		100.41	25,101,562.50	(18,437.50)	73,786.25	0.33	0.23
FFCB BONDS DTD 10/04/2007 4.500% 10/04/2010	31331X6M9	25,000,000.00	MIZUHO		101.47	25,367,187.50	(810,062.50)	203,396.25	0.34	0.20
FHLB GLOBAL BONDS DTD 04/14/2009 1.250% 10/14/2010	3133XTHN9	25,000,000.00	CSFB		100.38	25,093,750.00	22,250.00	75,467.50	0.37	0.23
FNMA GLOBAL BENCHMARK NOTES DTD 11/03/2000 6.625% 11/15/2010	31359MGJ6	25,000,000.00	UBS AG		102.94	25,734,375.00	(1,743,625.00)	287,938.75	0.46	0.17
FFCB BONDS DTD 11/22/2000 6.700% 11/22/2010	31331H4M6	9,315,000.00	1ST TENN		103.06	9,600,271.88	(648,068.58)	111,089.48	0.48	0.24
FHLMC GLOBAL REFERENCE NOTES DTD 10/10/2008 2.875% 11/23/2010	3137EABV0	25,000,000.00	UBS PW		101.28	25,319,125.00	422,125.00	343,538.25	0.48	0.20
FHLB TAP BONDS DTD 06/02/2008 3.500% 12/10/2010	3133XRFK1	5,200,000.00	LOOP CAP		101.63	5,284,500.00	(108,368.00)	30,954.20	0.52	0.40
FHLB TAP BONDS DTD 05/05/2008 3.000% 12/10/2010	3133XR4S6	11,385,000.00	MERRILL		101.38	11,541,543.75	(171,970.43)	65,373.92	0.52	0.38
FHLB BONDS (EX-CALLABLE) DTD 07/03/2003 3.150% 01/03/2011	31339XUJ1	8,485,000.00	1ST TENN		101.59	8,620,229.69	154,660.34	139,691.87	0.58	0.44
FFCB BONDS DTD 01/12/2009 1.600% 01/12/2011	31331GJY6	25,000,000.00	JPMCHASE		100.69	25,171,875.00	122,375.00	156,531.75	0.61	0.48
FFCB BONDS DTD 01/12/2009 1.600% 01/12/2011	31331GJY6	25,000,000.00	JPMCHASE		100.69	25,171,875.00	86,875.00	145,540.50	0.61	0.48
FFCB BONDS DTD 01/18/2008 3.500% 01/18/2011	31331YNJ5	10,000,000.00	MIZUHO		101.91	10,190,625.00	104,825.00	169,594.30	0.62	0.47
FHLMC GLOBAL REFERENCE NOTES DTD 12/16/2005 4.750% 01/18/2011	3134A4VJ0	10,000,000.00	UBS PW		102.69	10,268,750.00	(125,550.00)	172,309.80	0.62	0.48
FHLMC GLOBAL REFERENCE NOTES DTD 12/16/2005 4.750% 01/18/2011	3134A4VJ0	20,000,000.00	CITIGRP		102.69	20,537,500.00	(193,500.00)	357,973.40	0.62	0.48



Managed Account Fair Market Value & Analytics

For the Month Ending **May 31, 2010**

SAN BERNARDINO COUNTY - 76990800

Security Type/Description	CUSIP	Par	Broker	Next Call Date	Market Price	Market Value	Unreal G/L On Cost	Unreal G/L Amort Cost	Duration to Worst	YTM at Mkt
Federal Agency Bond / Note										
FHLB GLOBAL NOTES DTD 08/03/2009 0.950% 02/03/2011	3133XUHG1	25,000,000.00	BARCLAYS		100.31	25,078,125.00	(69,625.00)	(4,553.50)	0.67	0.48
FFCB DESIGNATED BONDS DTD 03/06/2006 4.875% 02/18/2011	31331VSK3	12,500,000.00	1ST TENN		103.13	12,890,625.00	(188,048.75)	(7,227.38)	0.70	0.48
FFCB DESIGNATED BONDS DTD 03/06/2006 4.875% 02/18/2011	31331VSK3	12,500,000.00	UNION BK		103.13	12,890,625.00	(188,048.75)	(7,227.38)	0.70	0.48
FHLB NOTES DTD 11/19/2009 0.375% 02/18/2011	3133XVU82	25,000,000.00	DAINRAUS		99.91	24,976,562.50	1,562.50	(8,978.00)	0.71	0.51
FFCB BONDS DTD 03/03/2008 3.000% 03/03/2011	31331YWG1	50,000,000.00	CITIGRP		101.88	50,937,500.00	(491,500.00)	439,070.00	0.75	0.51
FHLMC FLOATING MTN DTD 03/09/2009 0.324% 03/09/2011	3128X8RC8	10,000,000.00	MORGANST		100.13	10,012,500.00	600.00	12,500.00	0.77	0.16
FHLMC FLOATING MTN DTD 03/09/2009 0.324% 03/09/2011	3128X8RC8	10,000,000.00	UNION BK		100.13	10,012,500.00	560.00	12,500.00	0.77	0.16
FHLMC FLOATING MTN DTD 03/09/2009 0.324% 03/09/2011	3128X8RC8	10,000,000.00	OPPENHIE		100.13	10,012,500.00	556.87	12,500.00	0.77	0.16
FHLMC FLOATING MTN DTD 03/09/2009 0.324% 03/09/2011	3128X8RC8	25,000,000.00	MORGANST		100.13	25,031,250.00	26,750.00	31,250.00	0.77	0.16
FHLMC FLOATING MTN DTD 03/09/2009 0.324% 03/09/2011	3128X8RC8	25,000,000.00	MORGANST		100.13	25,031,250.00	26,250.00	31,250.00	0.77	0.16
FHLB TAP BONDS DTD 02/22/2008 3.250% 03/11/2011	3133XPWW0	25,000,000.00	MERRILL		102.13	25,531,250.00	458,750.00	506,107.75	0.77	0.51
FHLB NOTES DTD 02/08/2008 2.875% 03/11/2011	3133XPNY6	25,000,000.00	JPMCHASE		101.78	25,445,312.50	(287,237.50)	(4,103.25)	0.77	0.58
FNMA GLOBAL BENCHMARK NOTES DTD 03/26/2001 5.500% 03/15/2011	31359MHK2	25,000,000.00	MERRILL		103.91	25,976,562.50	(534,087.50)	456,168.00	0.77	0.53
FNMA GLOBAL NOTES DTD 02/27/2009 1.750% 03/23/2011	31398AVQ2	25,000,000.00	DEUTSCHE		100.97	25,242,187.50	(134,062.50)	4,065.00	0.80	0.55
FHLB NOTES DTD 09/10/2009 0.750% 03/25/2011	3133XUSX2	25,000,000.00	BARCLAYS		100.22	25,054,687.50	(8,812.50)	14,985.25	0.81	0.48



Managed Account Fair Market Value & Analytics

For the Month Ending **May 31, 2010**

SAN BERNARDINO COUNTY - 76990800

Security Type/Description	CUSIP	Par	Broker	Next Call Date	Market Price	Market Value	Unreal G/L On Cost	Unreal G/L Amort Cost	Duration to Worst	YTM at Mkt
Federal Agency Bond / Note										
FFCB BONDS DTD 04/07/2004 3.750% 04/07/2011	31331TZN4	12,150,000.00	MIZUHO		102.72	12,480,328.13	52,093.13	249,687.61	0.84	0.54
FHLMC GLOBAL REFERENCE NOTES DTD 03/09/2006 5.125% 04/18/2011	3137EAAB5	12,000,000.00	GOLDMAN		104.00	12,480,000.00	(293,400.00)	253,045.92	0.87	0.56
FHLMC GLOBAL REFERENCE NOTES DTD 03/09/2006 5.125% 04/18/2011	3137EAAB5	25,000,000.00	CITIGRP		104.00	26,000,000.00	(612,500.00)	527,212.25	0.87	0.56
FHLMC GLOBAL REFERENCE NOTES DTD 03/09/2006 5.125% 04/18/2011	3137EAAB5	25,000,000.00	MERRILL		104.00	26,000,000.00	(30,000.00)	625,589.25	0.87	0.56
FFCB BONDS DTD 04/21/2008 2.625% 04/21/2011	31331YG46	25,000,000.00	CITIGRP		101.81	25,453,125.00	715,125.00	550,092.25	0.88	0.58
FFCB BONDS DTD 04/21/2008 2.625% 04/21/2011	31331YG46	50,000,000.00	BARCLAYS		101.81	50,906,250.00	1,969,750.00	1,295,138.00	0.88	0.58
FNMA GLOBAL BENCHMARK NOTES DTD 05/25/2001 6.000% 05/15/2011	31359MJH7	50,000,000.00	CITIGRP		105.22	52,609,375.00	(704,125.00)	1,306,428.00	0.94	0.52
FFCB FLOATING BONDS DTD 05/18/2009 0.428% 05/18/2011	31331GWG0	25,000,000.00	GOLDMAN		100.10	25,025,600.00	25,100.00	25,100.00	0.96	0.32
FHLB (CALLABLE) GLOBAL NOTES DTD 05/19/2010 0.700% 06/03/2011	3133XYFL4	25,000,000.00	JPMCHASE	08/20/10	99.97	24,992,187.50	(5,312.50)	(5,393.00)	1.00	0.73
FHLB TAP BONDS DTD 05/24/2005 4.250% 06/10/2011	3133XBYA7	25,000,000.00	BK AMER		103.53	25,882,812.50	724,562.50	824,015.50	0.99	0.78
FHLB GLOBAL BONDS DTD 05/27/2008 3.375% 06/24/2011	3133XRCW8	30,295,000.00	BARCLAYS		102.72	31,118,645.31	(101,866.94)	(73,867.09)	1.04	0.80
FFCB BONDS DTD 06/25/2008 3.875% 08/25/2011	31331YZ86	25,000,000.00	BARCLAYS		103.91	25,976,562.50	458,562.50	742,895.25	1.20	0.69
FFCB BONDS DTD 06/25/2008 3.875% 08/25/2011	31331YZ86	50,000,000.00	BARCLAYS		103.91	51,953,125.00	1,059,125.00	1,549,782.00	1.20	0.69
FNMA NOTES (CALLABLE) DTD 09/28/2009 1.250% 09/28/2011	31398AZH8	25,000,000.00	GILFORD	09/28/10	100.16	25,039,062.50	(67,187.50)	(2,040.75)	0.33	1.13
FHLMC FLOATING NOTES DTD 04/26/2010 0.345% 10/26/2011	3134G1BL7	20,800,000.00	MIZUHO		99.95	20,790,057.60	(5,782.40)	(5,782.40)	1.40	0.38



Managed Account Fair Market Value & Analytics

For the Month Ending **May 31, 2010**

SAN BERNARDINO COUNTY - 76990800

Security Type/Description	CUSIP	Par	Broker	Next Call Date	Market Price	Market Value	Unreal G/L On Cost	Unreal G/L Amort Cost	Duration to Worst	YTM at Mkt
Federal Agency Bond / Note										
FFCB NOTES (FLOAT) DTD 11/02/2009 0.258% 11/02/2011	31331G2M0	25,000,000.00	MORGANST		99.95	24,987,800.00	(12,200.00)	(12,200.00)	1.42	0.29
FHLMC NOTES (CALLABLE) DTD 11/10/2009 1.200% 11/10/2011	3128X9KQ2	25,000,000.00	LOOP CAP	11/10/10	100.18	25,045,625.00	70,625.00	63,706.50	0.44	1.07
FHLMC NOTES (CALLABLE) DTD 11/10/2009 1.200% 11/10/2011	3128X9KQ2	25,000,000.00	MIZUHO	11/10/10	100.18	25,045,625.00	70,625.00	63,706.50	0.44	1.07
FHLB NOTES (CALLABLE) DTD 12/09/2009 1.050% 12/09/2011	3133XVWS6	25,000,000.00	JPMCHASE	06/09/10	100.00	25,000,000.00	12,500.00	9,537.75	0.03	1.05
FHLB NOTES (CALLABLE) DTD 12/21/2009 1.050% 12/21/2011	3133XVYX3	25,000,000.00	CITIGRP	06/21/10	99.97	24,992,187.50	44,687.50	33,121.50	1.53	1.07
FFCB NOTES (CALLABLE) DTD 12/23/2009 1.050% 12/23/2011	31331G6Q7	25,000,000.00	LOOP CAP	12/23/10	100.31	25,078,125.00	78,125.00	78,125.00	0.56	0.85
FFCB NOTES DTD 01/12/2010 1.100% 01/12/2012	31331JBL6	25,000,000.00	UBS AG		100.41	25,101,562.50	36,562.50	46,169.50	1.59	0.85
FHLB NOTES (CALLABLE) DTD 01/19/2010 1.200% 01/19/2012	3133XWNW5	25,000,000.00	UBS AG	07/19/10	100.06	25,015,625.00	18,125.00	17,679.75	0.14	1.16
FNMA NOTES (CALLABLE) DTD 01/20/2010 1.500% 01/20/2012	31398AC91	12,500,000.00	JPMCHASE	07/20/10	100.09	12,511,718.75	11,718.75	11,718.75	0.14	1.44
FNMA NOTES (CALLABLE) DTD 01/20/2010 1.500% 01/20/2012	31398AC91	12,500,000.00	UBS AG	07/20/10	100.09	12,511,718.75	11,718.75	11,718.75	0.14	1.44
FHLMC NOTES (CALLABLE) DTD 01/25/2010 1.375% 01/25/2012	3128X9TM2	25,000,000.00	UBS AG	01/25/11	100.42	25,104,400.00	104,400.00	104,400.00	0.64	1.12
FHLB NOTES (CALLABLE) DTD 01/25/2010 1.125% 01/25/2012	3133XWPU7	25,000,000.00	LOOP CAP	01/25/11	100.25	25,062,500.00	65,000.00	64,566.00	0.64	0.97
FFCB NOTES (CALLABLE) DTD 02/09/2010 1.040% 02/09/2012	31331JDM2	25,000,000.00	DIRECT	02/09/11	100.25	25,062,500.00	70,000.00	68,842.50	0.68	0.89
FHLB NOTES DTD 12/24/2009 1.050% 02/24/2012	3133XWFP9	25,000,000.00	CSFB		100.28	25,070,312.50	216,062.50	187,991.00	1.71	0.89
FHLB NOTES DTD 03/19/2010 1.125% 05/18/2012	3133XXPV3	25,000,000.00	UBS AG		100.25	25,062,500.00	26,750.00	27,682.00	1.94	1.00



Managed Account Fair Market Value & Analytics

For the Month Ending **May 31, 2010**

SAN BERNARDINO COUNTY - 76990800

Security Type/Description	CUSIP	Par	Broker	Next Call Date	Market Price	Market Value	Unreal G/L On Cost	Unreal G/L Amort Cost	Duration to Worst	YTM at Mkt
Federal Agency Bond / Note										
FNMA NOTES (CALLABLE) DTD 05/25/2010 1.300% 05/25/2012	31398AS37	25,000,000.00	CITIGRP	05/25/11	100.19	25,046,875.00	30,625.00	30,895.00	0.97	1.20
FNMA NOTES (CALLABLE) DTD 05/25/2010 1.400% 05/25/2012	31398AS78	25,000,000.00	JPMCHASE	08/25/10	100.09	25,023,437.50	10,937.50	11,770.75	0.24	1.35
FNMA NOTES (CALLABLE) DTD 05/25/2010 1.300% 05/25/2012	31398AS37	25,000,000.00	CITIGRP	05/25/11	100.19	25,046,875.00	24,375.00	24,563.50	0.97	1.20
FHLMC NOTES (CALLABLE) DTD 06/15/2010 1.400% 06/15/2012	3134G1EY6	18,260,000.00	BK AMER	09/15/10	99.96	18,252,951.64	(7,048.36)	(7,048.36)	1.97	1.42
FHLMC GLOBAL NOTES DTD 05/21/2009 1.750% 06/15/2012	3137EACC1	25,000,000.00	CITIGRP		101.47	25,367,187.50	37,437.50	45,616.00	1.99	1.02
FHLMC NOTES (CALLABLE) DTD 06/29/2009 2.450% 06/29/2012	3128X8S52	25,000,000.00	DIRECT	06/29/10	100.14	25,034,700.00	34,700.00	34,700.00	0.08	2.38
FNMA NOTES (CALLABLE) DTD 07/16/2009 2.125% 07/16/2012	3136FHN27	40,850,000.00	DAINRAUS	07/16/10	100.19	40,926,593.75	50,449.75	73,309.00	0.13	2.03
FHLMC NOTES (CALLABLE) DTD 04/30/2010 1.500% 07/30/2012	3128X96S4	50,000,000.00	JPMCHASE	07/30/10	100.15	50,073,900.00	81,400.00	81,225.00	0.41	1.43
FHLB NOTES (CALLABLE) DTD 02/03/2010 1.450% 08/03/2012	3133XWR76	25,000,000.00	GOLDMAN	02/03/11	100.50	25,125,000.00	130,000.00	129,354.00	0.67	1.22
FHLB NOTES DTD 07/23/2009 1.750% 08/22/2012	3133XUE41	50,000,000.00	CSFB		101.41	50,703,125.00	935,625.00	873,988.50	2.17	1.11
FHLMC NOTES DTD 08/06/2009 2.125% 09/21/2012	3137EACE7	25,000,000.00	BARCLAYS		102.19	25,546,875.00	153,875.00	215,469.00	2.24	1.16
FHLB STEP CPN BONDS (CALLABLE) DTD 09/30/2009 1.500% 09/25/2012	3133XUZU0	50,000,000.00	JPMCHASE	09/25/10	100.31	50,156,250.00	106,250.00	156,250.00	0.32	2.39
FHLB NOTES DTD 11/04/2009 1.750% 12/14/2012	3133XVNT4	25,000,000.00	BARCLAYS		101.13	25,281,250.00	65,000.00	99,561.75	2.45	1.30
FHLB NOTES DTD 11/04/2009 1.750% 12/14/2012	3133XVNT4	25,000,000.00	GILFORD		101.13	25,281,250.00	241,750.00	247,640.50	2.45	1.30
FHLMC NOTES (CALLABLE) DTD 12/17/2009 1.700% 12/17/2012	3128X9PN4	25,000,000.00	GOLDMAN	12/17/10	100.40	25,099,775.00	83,525.00	90,897.75	0.54	1.54



Managed Account Fair Market Value & Analytics

For the Month Ending **May 31, 2010**

SAN BERNARDINO COUNTY - 76990800

Security Type/Description	CUSIP	Par	Broker	Next Call Date	Market Price	Market Value	Unreal G/L On Cost	Unreal G/L Amort Cost	Duration to Worst	YTM at Mkt
Federal Agency Bond / Note										
FHLMC NOTES (CALLABLE) DTD 12/17/2009 1.700% 12/17/2012	3128X9PN4	50,000,000.00	GOLDMAN	12/17/10	100.40	50,199,550.00	384,550.00	357,092.50	0.54	1.54
FFCB NOTES DTD 12/24/2009 1.625% 12/24/2012	31331JAB9	25,000,000.00	DIRECT		100.78	25,195,312.50	265,312.50	255,353.25	2.49	1.31
FNMA NOTES (CALLABLE) DTD 12/28/2009 1.750% 12/28/2012	31398AB76	25,000,000.00	DIRECT	12/28/10	100.50	25,125,000.00	235,000.00	219,783.00	0.57	1.55
FNMA NOTES (CALLABLE) DTD 12/28/2009 1.750% 12/28/2012	31398AB76	25,000,000.00	GOLDMAN	12/28/10	100.50	25,125,000.00	143,750.00	141,682.00	0.57	1.55
FFCB NOTES (CALLABLE) DTD 02/19/2010 1.670% 02/19/2013	31331JEK5	25,000,000.00	JPMCHASE	08/19/11	100.69	25,171,875.00	284,375.00	274,260.00	1.20	1.41
FFCB NOTES DTD 01/15/2010 1.750% 02/21/2013	31331JBV4	25,000,000.00	GILFORD		100.97	25,242,187.50	206,937.50	210,418.00	2.64	1.39
FNMA NOTES (CALLABLE) DTD 03/15/2010 1.800% 03/15/2013	31398AH70	50,000,000.00	JPMCHASE	03/15/11	100.41	50,203,125.00	278,125.00	272,968.00	0.78	1.65
FFCB NOTES DTD 04/15/2010 1.875% 04/15/2013	31331JKS1	25,000,000.00	JPMCHASE		101.16	25,289,062.50	170,962.50	175,366.00	2.78	1.46
FNMA NOTES (CALLABLE) DTD 05/10/2010 2.000% 05/10/2013	31398AQ96	50,000,000.00	MORGANST	11/10/10	100.50	50,250,000.00	275,000.00	274,526.00	0.44	1.82
Security Type Sub-Total		2,579,175,000.00				2,606,361,309.38	(4,331,069.94)	18,209,136.59	0.78	0.82
Commercial Paper										
BNP PARIBAS FINANCE INC COMM PAPER -- 0.000% 06/01/2010	0556N1F16	20,000,000.00	DIRECT		100.00	19,999,480.00	4,591.11	(520.00)	0.00	0.94
BNP PARIBAS FINANCE INC COMM PAPER -- 0.000% 06/01/2010	0556N1F16	35,000,000.00	BNP DIR		100.00	34,999,090.00	8,073.33	(910.00)	0.00	0.94
BNP PARIBAS FINANCE INC COMM PAPER -- 0.000% 06/01/2010	0556N1F16	45,000,000.00	DIRECT		100.00	44,998,830.00	(20.00)	(1,170.00)	0.00	0.94
SOCIETE GENERALE NA COMM PAPER -- 0.000% 06/01/2010	83365SF16	50,000,000.00	SOC GEN		100.00	49,998,550.00	(172.22)	(1,450.00)	0.00	1.04



Managed Account Fair Market Value & Analytics

For the Month Ending **May 31, 2010**

SAN BERNARDINO COUNTY - 76990800

Security Type/Description Dated Date/Coupon/Maturity	CUSIP	Par	Broker	Next Call Date	Market Price	Market Value	Unreal G/L On Cost	Unreal G/L Amort Cost	Duration to Worst	YTM at Mkt
Commercial Paper										
SOCIETE GENERALE NA COMM PAPER -- 0.000% 06/01/2010	83365SF16	50,000,000.00	SOC GEN		100.00	49,998,550.00	(172.22)	(1,450.00)	0.00	1.04
CREDIT AGRICOLE NA COMM PAPER -- 0.000% 06/01/2010	22532CF17	50,000,000.00	CREDITAG		100.00	49,998,700.00	(188.89)	(1,300.00)	0.00	0.94
CREDIT AGRICOLE NA COMM PAPER -- 0.000% 06/01/2010	22532CF17	50,000,000.00	CREDITAG		100.00	49,998,700.00	(188.89)	(1,300.00)	0.00	0.94
JP MORGAN CHASE & CO COMM PAPER -- 0.000% 06/01/2010	4662J1F13	50,000,000.00	DIRECT		100.00	49,998,550.00	(783.33)	(1,450.00)	0.00	1.04
JP MORGAN CHASE & CO COMM PAPER -- 0.000% 06/01/2010	4662J1F13	50,000,000.00	JPMCHASE		100.00	49,998,550.00	(783.33)	(1,450.00)	0.00	1.04
GENERAL ELECTRIC CO COMM PAPER -- 0.000% 06/02/2010	36960MF24	50,000,000.00	GE CO		100.00	49,998,450.00	8,658.33	(1,258.50)	0.01	0.56
NORDEA NORTH AMERICA INC COMM PAPER -- 0.000% 06/07/2010	6555P1F77	35,000,000.00	GOLDMAN		99.99	34,997,690.00	5,856.67	(910.00)	0.02	0.34
NORDEA NORTH AMERICA INC COMM PAPER -- 0.000% 06/16/2010	6555P1FG7	25,000,000.00	CITIGRP		99.99	24,996,275.00	3,740.28	(1,120.75)	0.04	0.34
Security Type Sub-Total		510,000,000.00				509,981,415.00	28,610.84	(14,289.25)	0.01	0.87

Certificate of Deposit										
BNP PARIBAS NY BRANCH CERT DEPOS DTD 03/01/2010 0.220% 06/01/2010	0556M4W61	5,000,000.00	JPMCHASE		100.00	4,999,995.65	73.55	(4.35)	0.00	0.25
BNP PARIBAS NY CERT DEPOS DTD 03/03/2010 0.220% 06/01/2010	0556M4W79	15,000,000.00	CITIGRP		100.00	14,999,986.95	525.58	(13.05)	0.00	0.25
WESTPAC BANKING CORP NY CERT DEPOS DTD 04/01/2010 0.200% 06/01/2010	96121H2K9	25,000,000.00	CITIGRP		100.00	24,999,964.50	(35.50)	(35.50)	0.00	0.25
SVENSKA HANDELSBANKEN NY CERT DEPOS DTD 04/08/2010 0.210% 06/01/2010	86959BBY0	30,000,000.00	DAINRAUS		100.00	29,999,965.80	(34.20)	(34.20)	0.00	0.25



Managed Account Fair Market Value & Analytics

For the Month Ending **May 31, 2010**

SAN BERNARDINO COUNTY - 76990800

Security Type/Description	Dated Date/Coupon/Maturity	CUSIP	Par	Broker	Next Call Date	Market Price	Market Value	Unreal G/L On Cost	Unreal G/L Amort Cost	Duration to Worst	YTM at Mkt
Certificate of Deposit											
BNP PARIBAS NY CERT DEPOS DTD 02/02/2010 0.220% 06/02/2010		0556M4N61	10,000,000.00	CSFB		100.00	9,999,858.20	147.77	(119.50)	0.01	0.26
CREDIT AGRICOLE CIB NY CERT DEPOS DTD 04/05/2010 0.210% 06/08/2010		22532YDO6	35,000,000.00	CREDITAG		100.00	34,999,456.10	(543.90)	(543.90)	0.02	0.28
RABOBANK NEDERLAND NV NY CERT DEPOS DTD 12/10/2009 0.300% 06/10/2010		74977G6S2	5,000,000.00	RABOBANK		100.00	5,000,016.00	(280.80)	(46.10)	0.03	0.29
WESTPAC BANKING CORP NY CERT DEPOS DTD 04/12/2010 0.200% 06/24/2010		96121H2T0	5,000,000.00	CITIGRP		99.99	4,999,514.40	(282.91)	(421.75)	0.07	0.35
WESTPAC BANKING CORP NY CERT DEPOS DTD 04/12/2010 0.200% 06/24/2010		96121H2T0	50,000,000.00	CITIGRP		99.99	49,995,144.00	(2,829.13)	(4,217.50)	0.07	0.35
NORDEA BANK FINLAND NY CERT DEPOS DTD 05/06/2010 0.280% 06/25/2010		65556QP98	25,000,000.00	NORDEA		100.00	24,998,788.50	(1,211.50)	(1,211.50)	0.07	0.35
WESTPAC BANKING CORP NY CERT DEPOS DTD 06/26/2009 0.930% 06/28/2010		96121HM50	13,300,000.00	JPMCHASE		100.04	13,305,840.03	(14,943.19)	(920.76)	0.08	0.36
RABOBANK NEDERLAND NV NY CERT DEPOS DTD 04/05/2010 0.240% 06/30/2010		74977JFZ0	25,000,000.00	RABOBANK		99.99	24,997,286.25	(2,713.75)	(2,713.75)	0.08	0.37
BNP PARIBAS SF CERT DEPOS DTD 05/26/2010 0.340% 07/01/2010		05566QZ26	20,000,000.00	BNP DIR		100.00	19,999,440.20	(559.80)	(559.80)	0.08	0.37
RABOBANK NEDERLAND NV NY CERT DEPOS DTD 05/19/2010 0.540% 11/12/2010		74977MFL4	25,000,000.00	RABOBANK		99.93	24,982,493.00	(17,507.00)	(17,507.00)	0.45	0.69
Security Type Sub-Total			288,300,000.00				288,277,749.58	(40,194.78)	(28,348.66)	0.08	0.34
Managed Account Sub-Total			4,585,166,000.00				4,618,586,326.05	(5,376,941.07)	20,364,100.73	0.61	0.68
Securities Sub-Total			\$4,585,166,000.00				\$4,618,586,326.05	(\$5,376,941.07)	\$20,364,100.73	0.61	0.68%
Accrued Interest							\$19,006,178.18				
Total Investments							\$4,637,592,504.23				

Bolded items are forward settling trades.



Managed Account Security Transactions & Interest

For the Month Ending **May 31, 2010**

SAN BERNARDINO COUNTY - 76990800

Transaction Type		Security Description	CUSIP	Par	Principal Proceeds	Accrued Interest	Total	Realized G/L Cost	Realized G/L Amort Cost	Sale Method
Trade	Settle									
BUY										
04/28/10	05/10/10	FNMA NOTES (CALLABLE) DTD 05/10/2010 2.000% 05/10/2013	31398AQ96	50,000,000.00	(49,975,000.00)	0.00	(49,975,000.00)			
05/03/10	05/03/10	NORDEA NORTH AMERICA INC COMM PAPER -- 0.000% 06/07/2010	6555P1F77	35,000,000.00	(34,991,833.33)	0.00	(34,991,833.33)			
05/03/10	05/03/10	CREDIT AGRICOLE NA COMM PAPER -- 0.000% 05/04/2010	22532CE42	50,000,000.00	(49,999,694.44)	0.00	(49,999,694.44)			
05/03/10	05/03/10	CREDIT AGRICOLE NA COMM PAPER -- 0.000% 05/04/2010	22532CE42	50,000,000.00	(49,999,694.44)	0.00	(49,999,694.44)			
05/03/10	05/03/10	BNP PARIBAS SF CERT DEPOS DTD 05/03/2010 0.210% 05/10/2010	05566OX77	21,000,000.00	(21,000,000.00)	0.00	(21,000,000.00)			
05/03/10	05/03/10	SOCIETE GENERALE NA COMM PAPER -- 0.000% 05/04/2010	83365SE41	50,000,000.00	(49,999,694.44)	0.00	(49,999,694.44)			
05/03/10	05/03/10	SOCIETE GENERALE NA COMM PAPER -- 0.000% 05/04/2010	83365SE41	50,000,000.00	(49,999,694.44)	0.00	(49,999,694.44)			
05/03/10	05/04/10	US TREASURY NOTES DTD 05/31/2009 0.875% 05/31/2011	912828KU3	25,000,000.00	(25,104,492.18)	(93,149.04)	(25,197,641.22)			
05/04/10	05/04/10	SOCIETE GENERALE NA COMM PAPER -- 0.000% 05/05/2010	83365SE58	50,000,000.00	(49,999,666.67)	0.00	(49,999,666.67)			
05/04/10	05/04/10	SOCIETE GENERALE NA COMM PAPER -- 0.000% 05/05/2010	83365SE58	50,000,000.00	(49,999,666.67)	0.00	(49,999,666.67)			
05/04/10	05/04/10	CREDIT AGRICOLE NA COMM PAPER -- 0.000% 05/05/2010	22532CE59	50,000,000.00	(49,999,680.56)	0.00	(49,999,680.56)			
05/04/10	05/04/10	NORDEA NORTH AMERICA INC COMM PAPER -- 0.000% 06/16/2010	6555P1FG7	25,000,000.00	(24,992,534.72)	0.00	(24,992,534.72)			
05/04/10	05/04/10	CREDIT AGRICOLE NA COMM PAPER -- 0.000% 05/05/2010	22532CE59	50,000,000.00	(49,999,680.56)	0.00	(49,999,680.56)			
05/04/10	05/19/10	FHLB (CALLABLE) GLOBAL NOTES DTD 05/19/2010 0.700% 06/03/2011	3133XYFL4	25,000,000.00	(24,997,500.00)	0.00	(24,997,500.00)			



Managed Account Security Transactions & Interest

For the Month Ending **May 31, 2010**

SAN BERNARDINO COUNTY - 76990800

Transaction Type	Trade	Settle	Security Description	CUSIP	Par	Principal Proceeds	Accrued Interest	Total	Realized G/L Cost	Realized G/L Amort Cost	Sale Method
BUY											
	05/05/10	05/05/10	BNP PARIBAS FINANCE INC COMM PAPER -- 0.000% 05/06/2010	0556N1E66	45,000,000.00	(44,999,725.00)	0.00	(44,999,725.00)			
	05/05/10	05/05/10	CREDIT AGRICOLE NA COMM PAPER -- 0.000% 05/06/2010	22532CE67	50,000,000.00	(49,999,708.33)	0.00	(49,999,708.33)			
	05/05/10	05/05/10	CREDIT AGRICOLE NA COMM PAPER -- 0.000% 05/06/2010	22532CE67	50,000,000.00	(49,999,708.33)	0.00	(49,999,708.33)			
	05/05/10	05/05/10	RABOBANK USA FIN CORP COMM PAPER -- 0.000% 05/06/2010	74977LE60	30,000,000.00	(29,999,833.33)	0.00	(29,999,833.33)			
	05/05/10	05/05/10	RABOBANK USA FIN CORP COMM PAPER -- 0.000% 05/10/2010	74977LEA1	30,000,000.00	(29,999,166.67)	0.00	(29,999,166.67)			
	05/06/10	05/06/10	CREDIT AGRICOLE NA COMM PAPER -- 0.000% 05/07/2010	22532CE75	50,000,000.00	(49,999,694.44)	0.00	(49,999,694.44)			
	05/06/10	05/06/10	CREDIT AGRICOLE NA COMM PAPER -- 0.000% 05/07/2010	22532CE75	50,000,000.00	(49,999,694.44)	0.00	(49,999,694.44)			
	05/06/10	05/06/10	SOCIETE GENERALE NA COMM PAPER -- 0.000% 05/07/2010	83365SE74	50,000,000.00	(49,999,652.78)	0.00	(49,999,652.78)			
	05/06/10	05/06/10	SOCIETE GENERALE NA COMM PAPER -- 0.000% 05/07/2010	83365SE74	50,000,000.00	(49,999,652.78)	0.00	(49,999,652.78)			
	05/06/10	05/06/10	NORDEA BANK FINLAND NY CERT DEPOS DTD 05/06/2010 0.230% 05/19/2010	65556OO22	25,000,000.00	(25,000,000.00)	0.00	(25,000,000.00)			
	05/06/10	05/06/10	NORDEA BANK FINLAND NY CERT DEPOS DTD 05/06/2010 0.280% 06/25/2010	65556QP98	25,000,000.00	(25,000,000.00)	0.00	(25,000,000.00)			
	05/06/10	05/07/10	FHLMC FLOATING NOTES DTD 04/26/2010 0.345% 10/26/2011	3134G1BL7	20,800,000.00	(20,795,840.00)	(1,668.33)	(20,797,508.33)			



Managed Account Security Transactions & Interest

For the Month Ending **May 31, 2010**

SAN BERNARDINO COUNTY - 76990800

Transaction Type	Trade	Settle	Security Description	CUSIP	Par	Principal Proceeds	Accrued Interest	Total	Realized G/L Cost	Realized G/L Amort Cost	Sale Method
BUY											
	05/07/10	05/07/10	SOCIETE GENERALE NA COMM PAPER -- 0.000% 05/10/2010	83365SEA7	50,000,000.00	(49,998,958.33)	0.00	(49,998,958.33)			
	05/07/10	05/07/10	SOCIETE GENERALE NA COMM PAPER -- 0.000% 05/10/2010	83365SEA7	50,000,000.00	(49,998,958.33)	0.00	(49,998,958.33)			
	05/07/10	05/07/10	CREDIT AGRICOLE NA COMM PAPER -- 0.000% 05/10/2010	22532CEA8	27,000,000.00	(26,999,505.00)	0.00	(26,999,505.00)			
	05/07/10	05/07/10	CREDIT AGRICOLE NA COMM PAPER -- 0.000% 05/10/2010	22532CEA8	50,000,000.00	(49,999,083.33)	0.00	(49,999,083.33)			
	05/10/10	05/10/10	BNP PARIBAS FINANCE INC COMM PAPER -- 0.000% 05/11/2010	0556N1EB5	34,000,000.00	(33,999,792.22)	0.00	(33,999,792.22)			
	05/10/10	05/10/10	SOCIETE GENERALE NA COMM PAPER -- 0.000% 05/11/2010	83365SEB5	50,000,000.00	(49,999,666.67)	0.00	(49,999,666.67)			
	05/10/10	05/10/10	SOCIETE GENERALE NA COMM PAPER -- 0.000% 05/11/2010	83365SEB5	50,000,000.00	(49,999,666.67)	0.00	(49,999,666.67)			
	05/10/10	05/10/10	FIDELITY GOV'T MM FUND 57	316175108	63,000,000.00	(63,000,000.00)	0.00	(63,000,000.00)			
	05/10/10	05/10/10	CREDIT AGRICOLE NA COMM PAPER -- 0.000% 05/11/2010	22532CEB6	33,000,000.00	(32,999,798.33)	0.00	(32,999,798.33)			
	05/10/10	05/10/10	CREDIT AGRICOLE NA COMM PAPER -- 0.000% 05/11/2010	22532CEB6	50,000,000.00	(49,999,694.44)	0.00	(49,999,694.44)			
	05/10/10	05/25/10	FNMA NOTES (CALLABLE) DTD 05/25/2010 1.300% 05/25/2012	31398AS37	25,000,000.00	(25,016,250.00)	0.00	(25,016,250.00)			
	05/11/10	05/11/10	SOCIETE GENERALE NA COMM PAPER -- 0.000% 05/12/2010	83365SEC3	50,000,000.00	(49,999,680.56)	0.00	(49,999,680.56)			
	05/11/10	05/11/10	SOCIETE GENERALE NA COMM PAPER -- 0.000% 05/12/2010	83365SEC3	50,000,000.00	(49,999,680.56)	0.00	(49,999,680.56)			
	05/11/10	05/11/10	GENERAL ELEC CAP CORP COMM PAPER -- 0.000% 05/24/2010	36959JEO2	50,000,000.00	(49,996,388.89)	0.00	(49,996,388.89)			



Managed Account Security Transactions & Interest

For the Month Ending **May 31, 2010**

SAN BERNARDINO COUNTY - 76990800

Transaction Type	Trade	Settle	Security Description	CUSIP	Par	Principal Proceeds	Accrued Interest	Total	Realized G/L Cost	Realized G/L Amort Cost	Sale Method
BUY											
	05/11/10	05/11/10	GENERAL ELEC CAP CORP COMM PAPER -- 0.000% 05/24/2010	36959JEQ2	25,000,000.00	(24,998,194.44)	0.00	(24,998,194.44)			
	05/11/10	05/11/10	BNP PARIBAS NY CERT DEPOS DTD 01/20/2010 0.240% 05/20/2010	0556M4H92	50,000,000.00	(49,999,247.28)	(37,000.00)	(50,036,247.28)			
	05/11/10	05/11/10	CREDIT AGRICOLE NA COMM PAPER -- 0.000% 05/12/2010	22532CEC4	50,000,000.00	(49,999,708.33)	0.00	(49,999,708.33)			
	05/11/10	05/11/10	CREDIT AGRICOLE NA COMM PAPER -- 0.000% 05/12/2010	22532CEC4	50,000,000.00	(49,999,708.33)	0.00	(49,999,708.33)			
	05/11/10	05/12/10	FHLB NOTES DTD 03/19/2010 1.125% 05/18/2012	3133XXPV3	25,000,000.00	(25,035,750.00)	(41,406.25)	(25,077,156.25)			
	05/11/10	05/12/10	FHLMC GLOBAL NOTES DTD 05/21/2009 1.750% 06/15/2012	3137EACC1	25,000,000.00	(25,329,750.00)	(178,645.83)	(25,508,395.83)			
	05/12/10	05/12/10	BNP PARIBAS FINANCE INC COMM PAPER -- 0.000% 05/25/2010	0556N1ER0	25,000,000.00	(24,997,743.06)	0.00	(24,997,743.06)			
	05/12/10	05/12/10	BNP PARIBAS FINANCE INC COMM PAPER -- 0.000% 05/28/2010	0556N1EU3	20,000,000.00	(19,997,688.89)	0.00	(19,997,688.89)			
	05/12/10	05/12/10	CREDIT AGRICOLE NA COMM PAPER -- 0.000% 05/13/2010	22532CED2	20,000,000.00	(19,999,883.33)	0.00	(19,999,883.33)			
	05/12/10	05/12/10	CREDIT AGRICOLE NA COMM PAPER -- 0.000% 05/13/2010	22532CED2	50,000,000.00	(49,999,708.33)	0.00	(49,999,708.33)			
	05/12/10	05/12/10	RABOBANK USA FIN CORP COMM PAPER -- 0.000% 05/13/2010	74977LED5	15,000,000.00	(14,999,920.83)	0.00	(14,999,920.83)			
	05/12/10	05/12/10	SOCIETE GENERALE N AMER COMM PAPER -- 0.000% 05/13/2010	83365SED1	50,000,000.00	(49,999,680.56)	0.00	(49,999,680.56)			



Managed Account Security Transactions & Interest

For the Month Ending **May 31, 2010**

SAN BERNARDINO COUNTY - 76990800

Transaction Type		Security Description	CUSIP	Par	Principal Proceeds	Accrued Interest	Total	Realized G/L Cost	Realized G/L Amort Cost	Sale Method
Trade	Settle									
BUY										
05/12/10	05/12/10	SOCIETE GENERALE N AMER COMM PAPER -- 0.000% 05/13/2010	83365SED1	50,000,000.00	(49,999,680.56)	0.00	(49,999,680.56)			
05/13/10	05/13/10	SOCIETE GENERALE NA COMM PAPER -- 0.000% 05/14/2010	83365SEE9	50,000,000.00	(49,999,694.44)	0.00	(49,999,694.44)			
05/13/10	05/13/10	SOCIETE GENERALE NA COMM PAPER -- 0.000% 05/14/2010	83365SEE9	50,000,000.00	(49,999,694.44)	0.00	(49,999,694.44)			
05/13/10	05/13/10	CREDIT AGRICOLE NA COMM PAPER -- 0.000% 05/14/2010	22532CEE0	50,000,000.00	(49,999,694.44)	0.00	(49,999,694.44)			
05/13/10	05/13/10	CREDIT AGRICOLE NA COMM PAPER -- 0.000% 05/14/2010	22532CEE0	50,000,000.00	(49,999,694.44)	0.00	(49,999,694.44)			
05/13/10	05/25/10	FNMA NOTES (CALLABLE) DTD 05/25/2010 1.400% 05/25/2012	31398AS78	25,000,000.00	(25,012,500.00)	0.00	(25,012,500.00)			
05/14/10	05/14/10	SOCIETE GENERALE N AMER COMM PAPER -- 0.000% 05/17/2010	83365SEH2	50,000,000.00	(49,999,125.00)	0.00	(49,999,125.00)			
05/14/10	05/14/10	SOCIETE GENERALE N AMER COMM PAPER -- 0.000% 05/17/2010	83365SEH2	50,000,000.00	(49,999,125.00)	0.00	(49,999,125.00)			
05/14/10	05/14/10	CREDIT AGRICOLE N AMER COMM PAPER -- 0.000% 05/17/2010	22532CEH3	50,000,000.00	(49,999,041.67)	0.00	(49,999,041.67)			
05/14/10	05/14/10	CREDIT AGRICOLE N AMER COMM PAPER -- 0.000% 05/17/2010	22532CEH3	50,000,000.00	(49,999,041.67)	0.00	(49,999,041.67)			
05/14/10	05/14/10	RABOBANK USA FIN CORP COMM PAPER -- 0.000% 05/17/2010	74977LEH6	25,000,000.00	(24,999,604.17)	0.00	(24,999,604.17)			



Managed Account Security Transactions & Interest

For the Month Ending **May 31, 2010**

SAN BERNARDINO COUNTY - 76990800

Transaction Type	Trade	Settle	Security Description	CUSIP	Par	Principal Proceeds	Accrued Interest	Total	Realized G/L Cost	Realized G/L Amort Cost	Sale Method
BUY											
	05/17/10	05/17/10	RABOBANK USA FIN CORP COMM PAPER -- 0.000% 05/18/2010	74977LEJ2	50,000,000.00	(49,999,708.33)	0.00	(49,999,708.33)			
	05/17/10	05/17/10	SOCIETE GENERALE N AMER COMM PAPER -- 0.000% 05/18/2010	83365SEJ8	50,000,000.00	(49,999,652.78)	0.00	(49,999,652.78)			
	05/17/10	05/17/10	SOCIETE GENERALE N AMER COMM PAPER -- 0.000% 05/18/2010	83365SEJ8	50,000,000.00	(49,999,652.78)	0.00	(49,999,652.78)			
	05/17/10	05/17/10	CREDIT AGRICOLE NA COMM PAPER -- 0.000% 05/18/2010	22532CEJ9	50,000,000.00	(49,999,666.67)	0.00	(49,999,666.67)			
	05/17/10	05/17/10	CREDIT AGRICOLE NA COMM PAPER -- 0.000% 05/18/2010	22532CEJ9	50,000,000.00	(49,999,666.67)	0.00	(49,999,666.67)			
	05/18/10	05/18/10	CREDIT AGRICOLE NORTH AMERICA COMM PAPER -- 0.000% 05/19/2010	22532CEK6	50,000,000.00	(49,999,680.56)	0.00	(49,999,680.56)			
	05/18/10	05/18/10	CREDIT AGRICOLE NORTH AMERICA COMM PAPER -- 0.000% 05/19/2010	22532CEK6	50,000,000.00	(49,999,680.56)	0.00	(49,999,680.56)			
	05/18/10	05/18/10	SOCIETE GENERALE NA COMM PAPER -- 0.000% 05/19/2010	83365SEK5	50,000,000.00	(49,999,652.78)	0.00	(49,999,652.78)			
	05/18/10	05/18/10	RABOBANK USA FIN CORP COMM PAPER -- 0.000% 05/19/2010	74977LEK9	50,000,000.00	(49,999,708.33)	0.00	(49,999,708.33)			
	05/18/10	05/18/10	RABOBANK USA FIN CORP COMM PAPER -- 0.000% 05/19/2010	74977LEK9	20,000,000.00	(19,999,883.33)	0.00	(19,999,883.33)			
	05/18/10	05/18/10	SOCIETE GENERALE NA COMM PAPER -- 0.000% 05/19/2010	83365SEK5	50,000,000.00	(49,999,652.78)	0.00	(49,999,652.78)			



Managed Account Security Transactions & Interest

For the Month Ending **May 31, 2010**

SAN BERNARDINO COUNTY - 76990800

Transaction Type		Security Description	CUSIP	Par	Principal Proceeds	Accrued Interest	Total	Realized G/L Cost	Realized G/L Amort Cost	Sale Method
Trade	Settle									
BUY										
05/18/10	05/19/10	RABOBANK NEDERLAND NV NY CERT DEPOS DTD 05/19/2010 0.540% 11/12/2010	74977MFL4	25,000,000.00	(25,000,000.00)	0.00	(25,000,000.00)			
05/18/10	05/19/10	FHLB GLOBAL BONDS DTD 05/27/2008 3.375% 06/24/2011	3133XRCW8	30,295,000.00	(31,220,512.25)	(411,822.66)	(31,632,334.91)			
05/19/10	05/19/10	CREDIT AGRICOLE N AMER COMM PAPER -- 0.000% 05/20/2010	22532CEL4	50,000,000.00	(49,999,694.44)	0.00	(49,999,694.44)			
05/19/10	05/19/10	CREDIT AGRICOLE N AMER COMM PAPER -- 0.000% 05/20/2010	22532CEL4	50,000,000.00	(49,999,694.44)	0.00	(49,999,694.44)			
05/19/10	05/19/10	RABOBANK USA FIN CORP COMM PAPER -- 0.000% 05/20/2010	74977LEL7	21,000,000.00	(20,999,877.50)	0.00	(20,999,877.50)			
05/19/10	05/19/10	SOCIETE GENERALE NA COMM PAPER -- 0.000% 05/20/2010	83365SEL3	50,000,000.00	(49,999,666.67)	0.00	(49,999,666.67)			
05/19/10	05/19/10	SOCIETE GENERALE NA COMM PAPER -- 0.000% 05/20/2010	83365SEL3	50,000,000.00	(49,999,666.67)	0.00	(49,999,666.67)			
05/20/10	05/20/10	CREDIT AGRICOLE N AMER COMM PAPER -- 0.000% 05/21/2010	22532CEM2	50,000,000.00	(49,999,694.44)	0.00	(49,999,694.44)			
05/20/10	05/20/10	CREDIT AGRICOLE N AMER COMM PAPER -- 0.000% 05/21/2010	22532CEM2	50,000,000.00	(49,999,694.44)	0.00	(49,999,694.44)			
05/20/10	05/20/10	BNP PARIBAS FINANCE INC CERT DEPOS DTD 05/20/2010 0.250% 05/28/2010	05566OY50	50,000,000.00	(50,000,000.00)	0.00	(50,000,000.00)			
05/20/10	05/20/10	BNP PARIBAS NY CERT DEPOS DTD 02/02/2010 0.220% 06/02/2010	0556M4N61	10,000,000.00	(9,999,710.43)	(6,538.89)	(10,006,249.32)			



Managed Account Security Transactions & Interest

For the Month Ending **May 31, 2010**

SAN BERNARDINO COUNTY - 76990800

Transaction Type		Security Description	CUSIP	Par	Principal Proceeds	Accrued Interest	Total	Realized G/L Cost	Realized G/L Amort Cost	Sale Method
Trade	Settle									
BUY										
05/20/10	05/20/10	SOCIETE GENERALE NA COMM PAPER -- 0.000% 05/21/2010	83365SEM1	18,000,000.00	(17,999,905.00)	0.00	(17,999,905.00)			
05/20/10	05/20/10	RABOBANK USA FIN CORP COMM PAPER -- 0.000% 05/21/2010	74977LEM5	50,000,000.00	(49,999,722.22)	0.00	(49,999,722.22)			
05/20/10	05/20/10	RABOBANK USA FIN CORP COMM PAPER -- 0.000% 05/21/2010	74977LEM5	50,000,000.00	(49,999,722.22)	0.00	(49,999,722.22)			
05/21/10	05/21/10	CREDIT AGRICOLE N AMER COMM PAPER -- 0.000% 05/24/2010	22532CEO3	50,000,000.00	(49,999,166.67)	0.00	(49,999,166.67)			
05/21/10	05/21/10	CREDIT AGRICOLE N AMER COMM PAPER -- 0.000% 05/24/2010	22532CEO3	50,000,000.00	(49,999,166.67)	0.00	(49,999,166.67)			
05/21/10	05/21/10	RABOBANK USA FIN CORP COMM PAPER -- 0.000% 05/24/2010	74977LEQ6	10,000,000.00	(9,999,841.67)	0.00	(9,999,841.67)			
05/21/10	05/21/10	SOCIETE GENERALE NA COMM PAPER -- 0.000% 05/24/2010	83365SEQ2	50,000,000.00	(49,999,125.00)	0.00	(49,999,125.00)			
05/21/10	05/21/10	SOCIETE GENERALE NA COMM PAPER -- 0.000% 05/24/2010	83365SEQ2	50,000,000.00	(49,999,125.00)	0.00	(49,999,125.00)			
05/24/10	05/24/10	RABOBANK USA FIN CORP COMM PAPER -- 0.000% 05/25/2010	74977LER4	25,000,000.00	(24,999,868.06)	0.00	(24,999,868.06)			
05/24/10	05/24/10	RABOBANK USA FIN CORP COMM PAPER -- 0.000% 05/25/2010	74977LER4	50,000,000.00	(49,999,736.11)	0.00	(49,999,736.11)			
05/24/10	05/24/10	SOCIETE GENERALE NA COMM PAPER -- 0.000% 05/25/2010	83365SER0	50,000,000.00	(49,999,680.56)	0.00	(49,999,680.56)			



Managed Account Security Transactions & Interest

For the Month Ending **May 31, 2010**

SAN BERNARDINO COUNTY - 76990800

Transaction Type		Security Description	CUSIP	Par	Principal Proceeds	Accrued Interest	Total	Realized G/L Cost	Realized G/L Amort Cost	Sale Method
Trade	Settle									
BUY										
05/24/10	05/24/10	SOCIETE GENERALE NA COMM PAPER -- 0.000% 05/25/2010	83365SER0	50,000,000.00	(49,999,680.56)	0.00	(49,999,680.56)			
05/24/10	05/24/10	CREDIT AGRICOLE NA COMM PAPER -- 0.000% 05/25/2010	22532CER1	50,000,000.00	(49,999,708.33)	0.00	(49,999,708.33)			
05/24/10	05/24/10	CREDIT AGRICOLE NA COMM PAPER -- 0.000% 05/25/2010	22532CER1	50,000,000.00	(49,999,708.33)	0.00	(49,999,708.33)			
05/24/10	05/25/10	FHLB DISC NOTE -- 0.000% 05/25/2011	313384GA1	25,000,000.00	(24,873,263.89)	0.00	(24,873,263.89)			
05/25/10	05/25/10	FHLB DISC NOTE -- 0.000% 05/25/2011	313384GA1	25,000,000.00	(24,873,263.89)	0.00	(24,873,263.89)			
05/25/10	05/25/10	SOCIETE GENERALE N AMER COMM PAPER -- 0.000% 05/26/2010	83365SES8	50,000,000.00	(49,999,652.78)	0.00	(49,999,652.78)			
05/25/10	05/25/10	SOCIETE GENERALE N AMER COMM PAPER -- 0.000% 05/26/2010	83365SES8	50,000,000.00	(49,999,652.78)	0.00	(49,999,652.78)			
05/25/10	05/25/10	BNP PARIBAS NY BRANCH CERT DEPOS DTD 03/01/2010 0.220% 06/01/2010	0556M4W61	5,000,000.00	(4,999,922.10)	(2,597.22)	(5,002,519.32)			
05/25/10	05/25/10	CREDIT AGRICOLE NA COMM PAPER -- 0.000% 05/26/2010	22532CES9	50,000,000.00	(49,999,694.44)	0.00	(49,999,694.44)			
05/25/10	05/25/10	CREDIT AGRICOLE NA COMM PAPER -- 0.000% 05/26/2010	22532CES9	50,000,000.00	(49,999,694.44)	0.00	(49,999,694.44)			
05/26/10	05/26/10	BNP PARIBAS SF CERT DEPOS DTD 05/26/2010 0.340% 07/01/2010	05566QZ26	20,000,000.00	(20,000,000.00)	0.00	(20,000,000.00)			
05/26/10	05/26/10	CREDIT AGRICOLE NA COMM PAPER -- 0.000% 05/27/2010	22532CET7	50,000,000.00	(49,999,694.44)	0.00	(49,999,694.44)			
05/26/10	05/26/10	CREDIT AGRICOLE NA COMM PAPER -- 0.000% 05/27/2010	22532CET7	50,000,000.00	(49,999,694.44)	0.00	(49,999,694.44)			
05/26/10	05/26/10	SOCIETE GENERALE NA COMM PAPER -- 0.000% 05/27/2010	83365SET6	50,000,000.00	(49,999,708.33)	0.00	(49,999,708.33)			



Managed Account Security Transactions & Interest

For the Month Ending **May 31, 2010**

SAN BERNARDINO COUNTY - 76990800

Transaction Type	Trade	Settle	Security Description	CUSIP	Par	Principal Proceeds	Accrued Interest	Total	Realized G/L Cost	Realized G/L Amort Cost	Sale Method
BUY											
	05/26/10	05/26/10	SOCIETE GENERALE NA COMM PAPER -- 0.000% 05/27/2010	83365SET6	50,000,000.00	(49,999,708.33)	0.00	(49,999,708.33)			
	05/26/10	06/15/10	FHLMC NOTES (CALLABLE) DTD 06/15/2010 1.400% 06/15/2012	3134G1EY6	18,260,000.00	(18,260,000.00)	0.00	(18,260,000.00)			
	05/27/10	05/27/10	BNP PARIBAS FINANCE INC COMM PAPER -- 0.000% 05/28/2010	0556N1EU3	25,000,000.00	(24,999,847.22)	0.00	(24,999,847.22)			
	05/27/10	05/27/10	CREDIT AGRICOLE NA COMM PAPER -- 0.000% 05/28/2010	22532CEU4	50,000,000.00	(49,999,694.44)	0.00	(49,999,694.44)			
	05/27/10	05/27/10	CREDIT AGRICOLE NA COMM PAPER -- 0.000% 05/28/2010	22532CEU4	50,000,000.00	(49,999,694.44)	0.00	(49,999,694.44)			
	05/27/10	05/27/10	GENERAL ELECTRIC CO COMM PAPER -- 0.000% 05/28/2010	36960MEU3	25,000,000.00	(24,999,895.83)	0.00	(24,999,895.83)			
	05/27/10	05/27/10	RABOBANK USA FIN CORP COMM PAPER -- 0.000% 05/28/2010	74977LEU7	50,000,000.00	(49,999,722.22)	0.00	(49,999,722.22)			
	05/27/10	05/27/10	RABOBANK USA FIN CORP COMM PAPER -- 0.000% 05/28/2010	74977LEU7	50,000,000.00	(49,999,722.22)	0.00	(49,999,722.22)			
	05/27/10	05/27/10	SOCIETE GENERALE N AMER COMM PAPER -- 0.000% 05/28/2010	83365SEU3	50,000,000.00	(49,999,680.56)	0.00	(49,999,680.56)			
	05/27/10	05/27/10	SOCIETE GENERALE N AMER COMM PAPER -- 0.000% 05/28/2010	83365SEU3	50,000,000.00	(49,999,680.56)	0.00	(49,999,680.56)			
	05/27/10	05/28/10	FNMA NOTES (CALLABLE) DTD 05/25/2010 1.300% 05/25/2012	31398AS37	25,000,000.00	(25,022,500.00)	(2,708.33)	(25,025,208.33)			
	05/28/10	05/28/10	SOCIETE GENERALE NA COMM PAPER -- 0.000% 06/01/2010	83365SF16	50,000,000.00	(49,998,722.22)	0.00	(49,998,722.22)			



Managed Account Security Transactions & Interest

For the Month Ending **May 31, 2010**

SAN BERNARDINO COUNTY - 76990800

Transaction Type	Trade	Settle	Security Description	CUSIP	Par	Principal Proceeds	Accrued Interest	Total	Realized G/L Cost	Realized G/L Amort Cost	Sale Method
BUY											
	05/28/10	05/28/10	SOCIETE GENERALE NA COMM PAPER -- 0.000% 06/01/2010	83365SF16	50,000,000.00	(49,998,722.22)	0.00	(49,998,722.22)			
	05/28/10	05/28/10	FIDELITY GOV'T MM FUND 57	316175108	70,000,000.00	(70,000,000.00)	0.00	(70,000,000.00)			
	05/28/10	05/28/10	JP MORGAN CHASE & CO COMM PAPER -- 0.000% 06/01/2010	4662J1F13	50,000,000.00	(49,999,333.33)	0.00	(49,999,333.33)			
	05/28/10	05/28/10	JP MORGAN CHASE & CO COMM PAPER -- 0.000% 06/01/2010	4662J1F13	50,000,000.00	(49,999,333.33)	0.00	(49,999,333.33)			
	05/28/10	05/28/10	CREDIT AGRICOLE NA COMM PAPER -- 0.000% 06/01/2010	22532CF17	50,000,000.00	(49,998,888.89)	0.00	(49,998,888.89)			
	05/28/10	05/28/10	CREDIT AGRICOLE NA COMM PAPER -- 0.000% 06/01/2010	22532CF17	50,000,000.00	(49,998,888.89)	0.00	(49,998,888.89)			
	05/28/10	05/28/10	BNP PARIBAS FINANCE INC COMM PAPER -- 0.000% 06/01/2010	0556N1F16	45,000,000.00	(44,998,850.00)	0.00	(44,998,850.00)			

Transaction Type Sub-Total **5,436,355,000.00 (5,437,448,610.57) (775,536.55) (5,438,224,147.12)**

INTEREST											
	05/02/10	05/02/10	FFCB NOTES (FLOAT) DTD 11/02/2009 0.258% 11/02/2011	31331G2M0	25,000,000.00	0.00	4,763.13	4,763.13			
	05/10/10	05/10/10	FHLMC NOTES (CALLABLE) DTD 11/10/2009 1.200% 11/10/2011	3128X9KQ2	25,000,000.00	0.00	150,000.00	150,000.00			
	05/10/10	05/10/10	FHLMC NOTES (CALLABLE) DTD 11/10/2009 1.200% 11/10/2011	3128X9KQ2	25,000,000.00	0.00	150,000.00	150,000.00			
	05/12/10	05/12/10	FNMA NOTES (CALLED, OMD 5/12/2011) DTD 05/12/2009 1.450% 05/12/2010	3136FHOF5	25,000,000.00	0.00	181,250.00	181,250.00			
	05/15/10	05/15/10	US TREASURY NOTES DTD 05/15/2009 1.375% 05/15/2012	912828KP4	5,000,000.00	0.00	34,375.00	34,375.00			



Managed Account Security Transactions & Interest

For the Month Ending **May 31, 2010**

SAN BERNARDINO COUNTY - 76990800

Transaction Type	Trade	Settle	Security Description	CUSIP	Par	Principal Proceeds	Accrued Interest	Total	Realized G/L Cost	Realized G/L Amort Cost	Sale Method
INTEREST											
	05/15/10	05/15/10	US TREASURY NOTES DTD 05/15/2009 1.375% 05/15/2012	912828KP4	10,000,000.00	0.00	68,750.00	68,750.00			
	05/15/10	05/15/10	FNMA GLOBAL BENCHMARK NOTES DTD 05/25/2001 6.000% 05/15/2011	31359MJH7	50,000,000.00	0.00	1,500,000.00	1,500,000.00			
	05/15/10	05/15/10	FNMA GLOBAL BENCHMARK NOTES DTD 11/03/2000 6.625% 11/15/2010	31359MGJ6	25,000,000.00	0.00	828,125.00	828,125.00			
	05/15/10	05/15/10	US TREASURY NOTES DTD 05/15/2009 1.375% 05/15/2012	912828KP4	25,000,000.00	0.00	171,875.00	171,875.00			
	05/15/10	05/15/10	US TREASURY NOTES DTD 05/15/2009 1.375% 05/15/2012	912828KP4	10,000,000.00	0.00	68,750.00	68,750.00			
	05/18/10	05/18/10	FFCB BONDS (CALLED, OMD 5/18/2011) DTD 05/18/2009 1.375% 05/18/2010	31331GVN6	970,000.00	0.00	6,668.75	6,668.75			
	05/18/10	05/18/10	FFCB BONDS (CALLED, OMD 5/18/2011) DTD 05/18/2009 1.375% 05/18/2010	31331GVN6	17,442,000.00	0.00	119,913.75	119,913.75			
	05/18/10	05/18/10	FHLB NOTES DTD 03/19/2010 1.125% 05/18/2012	3133XXPV3	25,000,000.00	0.00	46,093.75	46,093.75			
	05/18/10	05/18/10	FFCB FLOATING BONDS DTD 05/18/2009 0.428% 05/18/2011	31331GWG0	25,000,000.00	0.00	7,213.54	7,213.54			
	05/20/10	05/20/10	FNMA GLOBAL BENCHMARK NOTES DTD 04/11/2008 2.375% 05/20/2010	31398APV8	25,000,000.00	0.00	296,875.00	296,875.00			
	05/22/10	05/22/10	FFCB BONDS DTD 11/22/2000 6.700% 11/22/2010	31331H4M6	9,315,000.00	0.00	312,052.50	312,052.50			
	05/23/10	05/23/10	FHLMC GLOBAL REFERENCE NOTES DTD 10/10/2008 2.875% 11/23/2010	3137EABV0	25,000,000.00	0.00	359,375.00	359,375.00			
	05/26/10	05/26/10	FHLMC FLOATING NOTES DTD 04/26/2010 0.345% 10/26/2011	3134G1BL7	20,800,000.00	0.00	4,550.00	4,550.00			
	05/27/10	05/27/10	FNMA STEP CPN NOTE (CALLED, OMD 5/27/11) DTD 05/27/2009 1.000% 05/27/2010	3136FHRJ6	16,000,000.00	0.00	80,000.00	80,000.00			



Managed Account Security Transactions & Interest

For the Month Ending **May 31, 2010**

SAN BERNARDINO COUNTY - 76990800

Transaction Type	Trade	Settle	Security Description	CUSIP	Par	Principal Proceeds	Accrued Interest	Total	Realized G/L Cost	Realized G/L Amort Cost	Sale Method
INTEREST											
	05/28/10	05/28/10	FHLMC GLOBAL REFERENCE NOTES DTD 03/14/2008 2.375% 05/28/2010	3137EABH1	10,000,000.00	0.00	118,750.00	118,750.00			
	05/31/10	05/31/10	FEDERATED PRIME OBLIGATION MUTUAL	60934N203	0.00	0.00	140.82	140.82			
	05/31/10	05/31/10	US TREASURY NOTES DTD 05/31/2009 0.875% 05/31/2011	912828KU3	25,000,000.00	0.00	109,375.00	109,375.00			
	05/31/10	05/31/10	FIDELITY GOV'T MM FUND 57	316175108	0.00	0.00	1,501.18	1,501.18			
	05/31/10	05/31/10	FEDERATED GOVT OBLIGATIONS FUND	60934N104	0.00	0.00	289.78	289.78			
	05/31/10	05/31/10	US TREASURY NOTES DTD 11/30/2008 1.250% 11/30/2010	912828JS0	25,000,000.00	0.00	156,250.00	156,250.00			
	05/31/10	05/31/10	GOLDMAN FS GOVERNMENT MM FUND	38141W273	0.00	0.00	254.12	254.12			
Transaction Type Sub-Total					449,527,000.00	0.00	4,777,191.32	4,777,191.32			

MATURITY											
	05/03/10	05/03/10	CREDIT AGRICOLE NA COMM PAPER -- 0.000% 05/03/2010	22532CE34	50,000,000.00	50,000,000.00	0.00	50,000,000.00	916.67	0.00	
	05/03/10	05/03/10	BNP PARIBAS SF CERT DEPOS DTD 03/26/2010 0.210% 05/03/2010	05566OT72	30,000,000.00	30,000,000.00	6,650.00	30,006,650.00	0.00	0.00	
	05/03/10	05/03/10	CREDIT AGRICOLE CIB NY CERT DEPOS DTD 03/29/2010 0.200% 05/03/2010	22532YDH6	31,000,000.00	31,000,000.00	6,027.78	31,006,027.78	0.00	0.00	
	05/03/10	05/03/10	SOCIETE GENERALE N AMER COMM PAPER -- 0.000% 05/03/2010	83365SE33	50,000,000.00	50,000,000.00	0.00	50,000,000.00	958.33	0.00	
	05/03/10	05/03/10	SOCIETE GENERALE N AMER COMM PAPER -- 0.000% 05/03/2010	83365SE33	50,000,000.00	50,000,000.00	0.00	50,000,000.00	958.33	0.00	
	05/03/10	05/03/10	ROYAL BANK OF CANADA NY CERT DEPOS DTD 03/31/2010 0.150% 05/03/2010	78009JC78	50,000,000.00	50,000,000.00	6,875.00	50,006,875.00	0.00	0.00	



Managed Account Security Transactions & Interest

For the Month Ending **May 31, 2010**

SAN BERNARDINO COUNTY - 76990800

Transaction Type	Trade	Settle	Security Description	CUSIP	Par	Principal Proceeds	Accrued Interest	Total	Realized G/L Cost	Realized G/L Amort Cost	Sale Method
MATURITY											
	05/03/10	05/03/10	BNP PARIBAS FINANCE INC COMM PAPER -- 0.000% 05/03/2010	0556N1E33	30,000,000.00	30,000,000.00	0.00	30,000,000.00	525.00	0.00	
	05/03/10	05/03/10	CREDIT AGRICOLE NA COMM PAPER -- 0.000% 05/03/2010	22532CE34	50,000,000.00	50,000,000.00	0.00	50,000,000.00	916.67	0.00	
	05/03/10	05/03/10	NORDEA NORTH AMERICA INC COMM PAPER -- 0.000% 05/03/2010	6555P1E37	15,000,000.00	15,000,000.00	0.00	15,000,000.00	2,533.33	0.00	
	05/04/10	05/04/10	NORDEA BANK FINLAND NY CERT DEPOS DTD 04/08/2010 0.210% 05/04/2010	65556OH71	50,000,000.00	50,000,000.00	7,583.33	50,007,583.33	0.00	0.00	
	05/04/10	05/04/10	CREDIT AGRICOLE NA COMM PAPER -- 0.000% 05/04/2010	22532CE42	50,000,000.00	50,000,000.00	0.00	50,000,000.00	305.56	0.00	
	05/04/10	05/04/10	CREDIT AGRICOLE NA COMM PAPER -- 0.000% 05/04/2010	22532CE42	50,000,000.00	50,000,000.00	0.00	50,000,000.00	305.56	0.00	
	05/04/10	05/04/10	SOCIETE GENERALE NA COMM PAPER -- 0.000% 05/04/2010	83365SE41	50,000,000.00	50,000,000.00	0.00	50,000,000.00	305.56	0.00	
	05/04/10	05/04/10	SOCIETE GENERALE NA COMM PAPER -- 0.000% 05/04/2010	83365SE41	50,000,000.00	50,000,000.00	0.00	50,000,000.00	305.56	0.00	
	05/05/10	05/05/10	SOCIETE GENERALE NA COMM PAPER -- 0.000% 05/05/2010	83365SE58	50,000,000.00	50,000,000.00	0.00	50,000,000.00	333.33	0.00	
	05/05/10	05/05/10	SOCIETE GENERALE NA COMM PAPER -- 0.000% 05/05/2010	83365SE58	50,000,000.00	50,000,000.00	0.00	50,000,000.00	333.33	0.00	
	05/05/10	05/05/10	CREDIT AGRICOLE NA COMM PAPER -- 0.000% 05/05/2010	22532CE59	50,000,000.00	50,000,000.00	0.00	50,000,000.00	319.44	0.00	
	05/05/10	05/05/10	CREDIT AGRICOLE NA COMM PAPER -- 0.000% 05/05/2010	22532CE59	50,000,000.00	50,000,000.00	0.00	50,000,000.00	319.44	0.00	
	05/05/10	05/05/10	RABOBANK USA FIN CORP COMM PAPER -- 0.000% 05/05/2010	74977LE52	35,000,000.00	35,000,000.00	0.00	35,000,000.00	3,694.44	0.00	



Managed Account Security Transactions & Interest

For the Month Ending **May 31, 2010**

SAN BERNARDINO COUNTY - 76990800

Transaction Type	Trade	Settle	Security Description	CUSIP	Par	Principal Proceeds	Accrued Interest	Total	Realized G/L Cost	Realized G/L Amort Cost	Sale Method
MATURITY											
	05/06/10	05/06/10	RABOBANK NEDERLAND NV NY CERT DEPOS DTD 01/04/2010 0.225% 05/06/2010	74977JEJ7	20,000,000.00	20,000,000.00	15,250.00	20,015,250.00	(234.85)	0.00	
	05/06/10	05/06/10	CREDIT AGRICOLE NA COMM PAPER -- 0.000% 05/06/2010	22532CE67	50,000,000.00	50,000,000.00	0.00	50,000,000.00	291.67	0.00	
	05/06/10	05/06/10	CREDIT AGRICOLE NA COMM PAPER -- 0.000% 05/06/2010	22532CE67	50,000,000.00	50,000,000.00	0.00	50,000,000.00	291.67	0.00	
	05/06/10	05/06/10	BNP PARIBAS FINANCE INC COMM PAPER -- 0.000% 05/06/2010	0556N1E66	45,000,000.00	45,000,000.00	0.00	45,000,000.00	275.00	0.00	
	05/06/10	05/06/10	US TREASURY BILL -- 0.000% 05/06/2010	912795U41	50,000,000.00	50,000,000.00	0.00	50,000,000.00	6,027.78	0.00	
	05/06/10	05/06/10	RABOBANK USA FIN CORP COMM PAPER -- 0.000% 05/06/2010	74977LE60	30,000,000.00	30,000,000.00	0.00	30,000,000.00	166.67	0.00	
	05/07/10	05/07/10	CREDIT AGRICOLE CIB NY CERT DEPOS DTD 04/09/2010 0.210% 05/07/2010	22532YEB8	9,000,000.00	9,000,000.00	1,470.00	9,001,470.00	0.00	0.00	
	05/07/10	05/07/10	CREDIT AGRICOLE NA COMM PAPER -- 0.000% 05/07/2010	22532CE75	50,000,000.00	50,000,000.00	0.00	50,000,000.00	305.56	0.00	
	05/07/10	05/07/10	CREDIT AGRICOLE NA COMM PAPER -- 0.000% 05/07/2010	22532CE75	50,000,000.00	50,000,000.00	0.00	50,000,000.00	305.56	0.00	
	05/07/10	05/07/10	SOCIETE GENERALE NA COMM PAPER -- 0.000% 05/07/2010	83365SE74	50,000,000.00	50,000,000.00	0.00	50,000,000.00	347.22	0.00	
	05/07/10	05/07/10	SOCIETE GENERALE NA COMM PAPER -- 0.000% 05/07/2010	83365SE74	50,000,000.00	50,000,000.00	0.00	50,000,000.00	347.22	0.00	
	05/07/10	05/07/10	BNP PARIBAS SF CERT DEPOS DTD 03/29/2010 0.210% 05/07/2010	05566QU21	20,000,000.00	20,000,000.00	4,550.00	20,004,550.00	0.00	0.00	
	05/10/10	05/10/10	CREDIT AGRICOLE NA COMM PAPER -- 0.000% 05/10/2010	22532CEA8	50,000,000.00	50,000,000.00	0.00	50,000,000.00	916.67	0.00	



Managed Account Security Transactions & Interest

For the Month Ending **May 31, 2010**

SAN BERNARDINO COUNTY - 76990800

Transaction Type	Trade	Settle	Security Description	CUSIP	Par	Principal Proceeds	Accrued Interest	Total	Realized G/L Cost	Realized G/L Amort Cost	Sale Method
MATURITY											
	05/10/10	05/10/10	CREDIT AGRICOLE NA COMM PAPER -- 0.000% 05/10/2010	22532CEA8	27,000,000.00	27,000,000.00	0.00	27,000,000.00	495.00	0.00	
	05/10/10	05/10/10	BNP PARIBAS SF CERT DEPOS DTD 05/03/2010 0.210% 05/10/2010	05566QX77	21,000,000.00	21,000,000.00	857.50	21,000,857.50	0.00	0.00	
	05/10/10	05/10/10	CREDIT AGRICOLE CIB NY CERT DEPOS DTD 04/27/2010 0.240% 05/10/2010	22532YFF8	25,000,000.00	25,000,000.00	2,166.67	25,002,166.67	0.00	0.00	
	05/10/10	05/10/10	SOCIETE GENERALE NA COMM PAPER -- 0.000% 05/10/2010	83365SEA7	50,000,000.00	50,000,000.00	0.00	50,000,000.00	1,041.67	0.00	
	05/10/10	05/10/10	SOCIETE GENERALE NA COMM PAPER -- 0.000% 05/10/2010	83365SEA7	50,000,000.00	50,000,000.00	0.00	50,000,000.00	1,041.67	0.00	
	05/10/10	05/10/10	RABOBANK USA FIN CORP COMM PAPER -- 0.000% 05/10/2010	74977LEA1	30,000,000.00	30,000,000.00	0.00	30,000,000.00	833.33	0.00	
	05/11/10	05/11/10	CREDIT AGRICOLE NA COMM PAPER -- 0.000% 05/11/2010	22532CEB6	33,000,000.00	33,000,000.00	0.00	33,000,000.00	201.67	0.00	
	05/11/10	05/11/10	CREDIT AGRICOLE NA COMM PAPER -- 0.000% 05/11/2010	22532CEB6	50,000,000.00	50,000,000.00	0.00	50,000,000.00	305.56	0.00	
	05/11/10	05/11/10	SOCIETE GENERALE NA COMM PAPER -- 0.000% 05/11/2010	83365SEB5	50,000,000.00	50,000,000.00	0.00	50,000,000.00	333.33	0.00	
	05/11/10	05/11/10	SOCIETE GENERALE NA COMM PAPER -- 0.000% 05/11/2010	83365SEB5	50,000,000.00	50,000,000.00	0.00	50,000,000.00	333.33	0.00	
	05/11/10	05/11/10	BNP PARIBAS FINANCE INC COMM PAPER -- 0.000% 05/11/2010	0556N1EB5	34,000,000.00	34,000,000.00	0.00	34,000,000.00	207.78	0.00	
	05/12/10	05/12/10	CREDIT AGRICOLE NA COMM PAPER -- 0.000% 05/12/2010	22532CEC4	50,000,000.00	50,000,000.00	0.00	50,000,000.00	291.67	0.00	
	05/12/10	05/12/10	CREDIT AGRICOLE NA COMM PAPER -- 0.000% 05/12/2010	22532CEC4	50,000,000.00	50,000,000.00	0.00	50,000,000.00	291.67	0.00	



Managed Account Security Transactions & Interest

For the Month Ending **May 31, 2010**

SAN BERNARDINO COUNTY - 76990800

Transaction Type	Trade	Settle	Security Description	CUSIP	Par	Principal Proceeds	Accrued Interest	Total	Realized G/L Cost	Realized G/L Amort Cost	Sale Method
MATURITY											
	05/12/10	05/12/10	FNMA NOTES (CALLED, OMD 5/12/2011) DTD 05/12/2009 1.450% 05/12/2010	3136FHQF5	25,000,000.00	25,000,000.00	0.00	25,000,000.00	12,250.00	0.00	
	05/12/10	05/12/10	SOCIETE GENERALE NA COMM PAPER -- 0.000% 05/12/2010	83365SEC3	50,000,000.00	50,000,000.00	0.00	50,000,000.00	319.44	0.00	
	05/12/10	05/12/10	SOCIETE GENERALE NA COMM PAPER -- 0.000% 05/12/2010	83365SEC3	50,000,000.00	50,000,000.00	0.00	50,000,000.00	319.44	0.00	
	05/13/10	05/13/10	RABOBANK USA FIN CORP COMM PAPER -- 0.000% 05/13/2010	74977LED5	15,000,000.00	15,000,000.00	0.00	15,000,000.00	79.17	0.00	
	05/13/10	05/13/10	SOCIETE GENERALE N AMER COMM PAPER -- 0.000% 05/13/2010	83365SED1	50,000,000.00	50,000,000.00	0.00	50,000,000.00	319.44	0.00	
	05/13/10	05/13/10	SOCIETE GENERALE N AMER COMM PAPER -- 0.000% 05/13/2010	83365SED1	50,000,000.00	50,000,000.00	0.00	50,000,000.00	319.44	0.00	
	05/13/10	05/13/10	CREDIT AGRICOLE NA COMM PAPER -- 0.000% 05/13/2010	22532CED2	20,000,000.00	20,000,000.00	0.00	20,000,000.00	116.67	0.00	
	05/13/10	05/13/10	CREDIT AGRICOLE NA COMM PAPER -- 0.000% 05/13/2010	22532CED2	50,000,000.00	50,000,000.00	0.00	50,000,000.00	291.67	0.00	
	05/14/10	05/14/10	NORDEA BANK FINLAND NY CERT DEPOS DTD 04/13/2010 0.220% 05/14/2010	65556QJ79	50,000,000.00	50,000,000.00	9,472.22	50,009,472.22	0.00	0.00	
	05/14/10	05/14/10	SOCIETE GENERALE NA COMM PAPER -- 0.000% 05/14/2010	83365SEE9	50,000,000.00	50,000,000.00	0.00	50,000,000.00	305.56	0.00	
	05/14/10	05/14/10	SOCIETE GENERALE NA COMM PAPER -- 0.000% 05/14/2010	83365SEE9	50,000,000.00	50,000,000.00	0.00	50,000,000.00	305.56	0.00	
	05/14/10	05/14/10	CREDIT AGRICOLE NA COMM PAPER -- 0.000% 05/14/2010	22532CEE0	50,000,000.00	50,000,000.00	0.00	50,000,000.00	305.56	0.00	



Managed Account Security Transactions & Interest

For the Month Ending **May 31, 2010**

SAN BERNARDINO COUNTY - 76990800

Transaction Type		Security Description	CUSIP	Par	Principal Proceeds	Accrued Interest	Total	Realized G/L Cost	Realized G/L Amort Cost	Sale Method
Trade	Settle									
MATURITY										
05/14/10	05/14/10	CREDIT AGRICOLE NA COMM PAPER -- 0.000% 05/14/2010	22532CEE0	50,000,000.00	50,000,000.00	0.00	50,000,000.00	305.56	0.00	
05/17/10	05/17/10	RABOBANK USA FIN CORP COMM PAPER -- 0.000% 05/17/2010	74977LEH6	25,000,000.00	25,000,000.00	0.00	25,000,000.00	395.83	0.00	
05/17/10	05/17/10	SOCIETE GENERALE N AMER COMM PAPER -- 0.000% 05/17/2010	83365SEH2	50,000,000.00	50,000,000.00	0.00	50,000,000.00	875.00	0.00	
05/17/10	05/17/10	SOCIETE GENERALE N AMER COMM PAPER -- 0.000% 05/17/2010	83365SEH2	50,000,000.00	50,000,000.00	0.00	50,000,000.00	875.00	0.00	
05/17/10	05/17/10	JP MORGAN CHASE & CO COMM PAPER -- 0.000% 05/17/2010	46621EH9	35,000,000.00	35,000,000.00	0.00	35,000,000.00	6,533.33	0.00	
05/17/10	05/17/10	CREDIT AGRICOLE N AMER COMM PAPER -- 0.000% 05/17/2010	22532CEH3	50,000,000.00	50,000,000.00	0.00	50,000,000.00	958.33	0.00	
05/17/10	05/17/10	CREDIT AGRICOLE N AMER COMM PAPER -- 0.000% 05/17/2010	22532CEH3	50,000,000.00	50,000,000.00	0.00	50,000,000.00	958.33	0.00	
05/18/10	05/18/10	FFCB BONDS (CALLED, OMD 5/18/2011) DTD 05/18/2009 1.375% 05/18/2010	31331GVN6	970,000.00	970,000.00	0.00	970,000.00	(1,164.00)	0.00	
05/18/10	05/18/10	FFCB BONDS (CALLED, OMD 5/18/2011) DTD 05/18/2009 1.375% 05/18/2010	31331GVN6	17,442,000.00	17,442,000.00	0.00	17,442,000.00	(26,163.00)	0.00	
05/18/10	05/18/10	CREDIT AGRICOLE NA COMM PAPER -- 0.000% 05/18/2010	22532CEJ9	50,000,000.00	50,000,000.00	0.00	50,000,000.00	333.33	0.00	
05/18/10	05/18/10	CREDIT AGRICOLE NA COMM PAPER -- 0.000% 05/18/2010	22532CEJ9	50,000,000.00	50,000,000.00	0.00	50,000,000.00	333.33	0.00	
05/18/10	05/18/10	RABOBANK USA FIN CORP COMM PAPER -- 0.000% 05/18/2010	74977LEJ2	50,000,000.00	50,000,000.00	0.00	50,000,000.00	291.67	0.00	



Managed Account Security Transactions & Interest

For the Month Ending **May 31, 2010**

SAN BERNARDINO COUNTY - 76990800

Transaction Type	Trade	Settle	Security Description	CUSIP	Par	Principal Proceeds	Accrued Interest	Total	Realized G/L Cost	Realized G/L Amort Cost	Sale Method
MATURITY											
	05/18/10	05/18/10	SOCIETE GENERALE N AMER COMM PAPER -- 0.000% 05/18/2010	83365SEJ8	50,000,000.00	50,000,000.00	0.00	50,000,000.00	347.22	0.00	
	05/18/10	05/18/10	SOCIETE GENERALE N AMER COMM PAPER -- 0.000% 05/18/2010	83365SEJ8	50,000,000.00	50,000,000.00	0.00	50,000,000.00	347.22	0.00	
	05/19/10	05/19/10	CREDIT AGRICOLE NORTH AMERICA COMM PAPER -- 0.000% 05/19/2010	22532CEK6	50,000,000.00	50,000,000.00	0.00	50,000,000.00	319.44	0.00	
	05/19/10	05/19/10	CREDIT AGRICOLE NORTH AMERICA COMM PAPER -- 0.000% 05/19/2010	22532CEK6	50,000,000.00	50,000,000.00	0.00	50,000,000.00	319.44	0.00	
	05/19/10	05/19/10	RABOBANK USA FIN CORP COMM PAPER -- 0.000% 05/19/2010	74977LEK9	20,000,000.00	20,000,000.00	0.00	20,000,000.00	116.67	0.00	
	05/19/10	05/19/10	RABOBANK USA FIN CORP COMM PAPER -- 0.000% 05/19/2010	74977LEK9	50,000,000.00	50,000,000.00	0.00	50,000,000.00	291.67	0.00	
	05/19/10	05/19/10	SOCIETE GENERALE NA COMM PAPER -- 0.000% 05/19/2010	83365SEK5	50,000,000.00	50,000,000.00	0.00	50,000,000.00	347.22	0.00	
	05/19/10	05/19/10	SOCIETE GENERALE NA COMM PAPER -- 0.000% 05/19/2010	83365SEK5	50,000,000.00	50,000,000.00	0.00	50,000,000.00	347.22	0.00	
	05/19/10	05/19/10	NORDEA BANK FINLAND NY CERT DEPOS DTD 05/06/2010 0.230% 05/19/2010	65556OO22	25,000,000.00	25,000,000.00	2,076.39	25,002,076.39	0.00	0.00	
	05/19/10	05/19/10	BNP PARIBAS SF CERT DEPOS DTD 04/16/2010 0.220% 05/19/2010	05566QV61	35,000,000.00	35,000,000.00	7,058.33	35,007,058.33	0.00	0.00	
	05/20/10	05/20/10	BNP PARIBAS NY CERT DEPOS DTD 01/20/2010 0.240% 05/20/2010	0556M4H92	50,000,000.00	50,000,000.00	40,000.00	50,040,000.00	752.72	0.00	



Managed Account Security Transactions & Interest

For the Month Ending **May 31, 2010**

SAN BERNARDINO COUNTY - 76990800

Transaction Type		Security Description	CUSIP	Par	Principal Proceeds	Accrued Interest	Total	Realized G/L Cost	Realized G/L Amort Cost	Sale Method
Trade	Settle									
MATURITY										
05/20/10	05/20/10	CREDIT AGRICOLE N AMER COMM PAPER -- 0.000% 05/20/2010	22532CEL4	50,000,000.00	50,000,000.00	0.00	50,000,000.00	305.56	0.00	
05/20/10	05/20/10	CREDIT AGRICOLE N AMER COMM PAPER -- 0.000% 05/20/2010	22532CEL4	50,000,000.00	50,000,000.00	0.00	50,000,000.00	305.56	0.00	
05/20/10	05/20/10	FNMA GLOBAL BENCHMARK NOTES DTD 04/11/2008 2.375% 05/20/2010	31398APV8	25,000,000.00	25,000,000.00	0.00	25,000,000.00	(341,500.00)	0.00	
05/20/10	05/20/10	RABOBANK USA FIN CORP COMM PAPER -- 0.000% 05/20/2010	74977LEL7	21,000,000.00	21,000,000.00	0.00	21,000,000.00	122.50	0.00	
05/20/10	05/20/10	SOCIETE GENERALE NA COMM PAPER -- 0.000% 05/20/2010	83365SEL3	50,000,000.00	50,000,000.00	0.00	50,000,000.00	333.33	0.00	
05/20/10	05/20/10	SOCIETE GENERALE NA COMM PAPER -- 0.000% 05/20/2010	83365SEL3	50,000,000.00	50,000,000.00	0.00	50,000,000.00	333.33	0.00	
05/21/10	05/21/10	SOCIETE GENERALE NA COMM PAPER -- 0.000% 05/21/2010	83365SEM1	18,000,000.00	18,000,000.00	0.00	18,000,000.00	95.00	0.00	
05/21/10	05/21/10	RABOBANK USA FIN CORP COMM PAPER -- 0.000% 05/21/2010	74977LEM5	50,000,000.00	50,000,000.00	0.00	50,000,000.00	277.78	0.00	
05/21/10	05/21/10	RABOBANK USA FIN CORP COMM PAPER -- 0.000% 05/21/2010	74977LEM5	50,000,000.00	50,000,000.00	0.00	50,000,000.00	277.78	0.00	
05/21/10	05/21/10	CREDIT AGRICOLE N AMER COMM PAPER -- 0.000% 05/21/2010	22532CEM2	50,000,000.00	50,000,000.00	0.00	50,000,000.00	305.56	0.00	
05/21/10	05/21/10	CREDIT AGRICOLE N AMER COMM PAPER -- 0.000% 05/21/2010	22532CEM2	50,000,000.00	50,000,000.00	0.00	50,000,000.00	305.56	0.00	



Managed Account Security Transactions & Interest

For the Month Ending **May 31, 2010**

SAN BERNARDINO COUNTY - 76990800

Transaction Type	Trade	Settle	Security Description	CUSIP	Par	Principal Proceeds	Accrued Interest	Total	Realized G/L Cost	Realized G/L Amort Cost	Sale Method
MATURITY											
	05/24/10	05/24/10	CREDIT AGRICOLE N AMER COMM PAPER -- 0.000% 05/24/2010	22532CEQ3	50,000,000.00	50,000,000.00	0.00	50,000,000.00	833.33	0.00	
	05/24/10	05/24/10	CREDIT AGRICOLE N AMER COMM PAPER -- 0.000% 05/24/2010	22532CEQ3	50,000,000.00	50,000,000.00	0.00	50,000,000.00	833.33	0.00	
	05/24/10	05/24/10	GENERAL ELEC CAP CORP COMM PAPER -- 0.000% 05/24/2010	36959JEO2	25,000,000.00	25,000,000.00	0.00	25,000,000.00	1,805.56	0.00	
	05/24/10	05/24/10	GENERAL ELEC CAP CORP COMM PAPER -- 0.000% 05/24/2010	36959JEO2	50,000,000.00	50,000,000.00	0.00	50,000,000.00	3,611.11	0.00	
	05/24/10	05/24/10	RABOBANK USA FIN CORP COMM PAPER -- 0.000% 05/24/2010	74977LEO6	10,000,000.00	10,000,000.00	0.00	10,000,000.00	158.33	0.00	
	05/24/10	05/24/10	SOCIETE GENERALE NA COMM PAPER -- 0.000% 05/24/2010	83365SEQ2	50,000,000.00	50,000,000.00	0.00	50,000,000.00	875.00	0.00	
	05/24/10	05/24/10	SOCIETE GENERALE NA COMM PAPER -- 0.000% 05/24/2010	83365SEQ2	50,000,000.00	50,000,000.00	0.00	50,000,000.00	875.00	0.00	
	05/25/10	05/25/10	RABOBANK USA FIN CORP COMM PAPER -- 0.000% 05/25/2010	74977LER4	50,000,000.00	50,000,000.00	0.00	50,000,000.00	263.89	0.00	
	05/25/10	05/25/10	RABOBANK USA FIN CORP COMM PAPER -- 0.000% 05/25/2010	74977LER4	25,000,000.00	25,000,000.00	0.00	25,000,000.00	131.94	0.00	
	05/25/10	05/25/10	SOCIETE GENERALE NA COMM PAPER -- 0.000% 05/25/2010	83365SER0	50,000,000.00	50,000,000.00	0.00	50,000,000.00	319.44	0.00	
	05/25/10	05/25/10	SOCIETE GENERALE NA COMM PAPER -- 0.000% 05/25/2010	83365SER0	50,000,000.00	50,000,000.00	0.00	50,000,000.00	319.44	0.00	
	05/25/10	05/25/10	CREDIT AGRICOLE NA COMM PAPER -- 0.000% 05/25/2010	22532CER1	50,000,000.00	50,000,000.00	0.00	50,000,000.00	291.67	0.00	



Managed Account Security Transactions & Interest

For the Month Ending **May 31, 2010**

SAN BERNARDINO COUNTY - 76990800

Transaction Type		Security Description	CUSIP	Par	Principal Proceeds	Accrued Interest	Total	Realized G/L Cost	Realized G/L Amort Cost	Sale Method
Trade	Settle									
MATURITY										
05/25/10	05/25/10	CREDIT AGRICOLE NA COMM PAPER -- 0.000% 05/25/2010	22532CER1	50,000,000.00	50,000,000.00	0.00	50,000,000.00	291.67	0.00	
05/25/10	05/25/10	BNP PARIBAS FINANCE INC COMM PAPER -- 0.000% 05/25/2010	0556N1ER0	25,000,000.00	25,000,000.00	0.00	25,000,000.00	2,256.94	0.00	
05/26/10	05/26/10	CREDIT AGRICOLE NA COMM PAPER -- 0.000% 05/26/2010	22532CES9	50,000,000.00	50,000,000.00	0.00	50,000,000.00	305.56	0.00	
05/26/10	05/26/10	CREDIT AGRICOLE NA COMM PAPER -- 0.000% 05/26/2010	22532CES9	50,000,000.00	50,000,000.00	0.00	50,000,000.00	305.56	0.00	
05/26/10	05/26/10	SOCIETE GENERALE N AMER COMM PAPER -- 0.000% 05/26/2010	83365SES8	50,000,000.00	50,000,000.00	0.00	50,000,000.00	347.22	0.00	
05/26/10	05/26/10	SOCIETE GENERALE N AMER COMM PAPER -- 0.000% 05/26/2010	83365SES8	50,000,000.00	50,000,000.00	0.00	50,000,000.00	347.22	0.00	
05/26/10	05/26/10	SVENSKA HANDELSBANKEN NY CERT DEPOS DTD 01/26/2010 0.205% 05/26/2010	86959F6D3	30,000,000.00	30,000,000.00	20,499.90	30,020,499.90	590.91	0.00	
05/27/10	05/27/10	SOCIETE GENERALE NA COMM PAPER -- 0.000% 05/27/2010	83365SET6	50,000,000.00	50,000,000.00	0.00	50,000,000.00	291.67	0.00	
05/27/10	05/27/10	SOCIETE GENERALE NA COMM PAPER -- 0.000% 05/27/2010	83365SET6	50,000,000.00	50,000,000.00	0.00	50,000,000.00	291.67	0.00	
05/27/10	05/27/10	CREDIT AGRICOLE NA COMM PAPER -- 0.000% 05/27/2010	22532CET7	50,000,000.00	50,000,000.00	0.00	50,000,000.00	305.56	0.00	
05/27/10	05/27/10	FNMA STEP CPN NOTE (CALLED, OMD 5/27/11) DTD 05/27/2009 1.000% 05/27/2010	3136FHRJ6	16,000,000.00	16,000,000.00	0.00	16,000,000.00	14,400.00	0.00	
05/27/10	05/27/10	CREDIT AGRICOLE NA COMM PAPER -- 0.000% 05/27/2010	22532CET7	50,000,000.00	50,000,000.00	0.00	50,000,000.00	305.56	0.00	



Managed Account Security Transactions & Interest

For the Month Ending **May 31, 2010**

SAN BERNARDINO COUNTY - 76990800

Transaction Type		Security Description	CUSIP	Par	Principal Proceeds	Accrued Interest	Total	Realized G/L Cost	Realized G/L Amort Cost	Sale Method
Trade	Settle									
MATURITY										
05/28/10	05/28/10	BNP PARIBAS FINANCE INC CERT DEPOS DTD 05/20/2010 0.250% 05/28/2010	05566QY50	50,000,000.00	50,000,000.00	2,777.78	50,002,777.78	0.00	0.00	
05/28/10	05/28/10	BNP PARIBAS FINANCE INC COMM PAPER -- 0.000% 05/28/2010	0556N1EU3	20,000,000.00	20,000,000.00	0.00	20,000,000.00	2,311.11	0.00	
05/28/10	05/28/10	BNP PARIBAS FINANCE INC COMM PAPER -- 0.000% 05/28/2010	0556N1EU3	25,000,000.00	25,000,000.00	0.00	25,000,000.00	152.78	0.00	
05/28/10	05/28/10	CREDIT AGRICOLE NA COMM PAPER -- 0.000% 05/28/2010	22532CEU4	50,000,000.00	50,000,000.00	0.00	50,000,000.00	305.56	0.00	
05/28/10	05/28/10	CREDIT AGRICOLE NA COMM PAPER -- 0.000% 05/28/2010	22532CEU4	50,000,000.00	50,000,000.00	0.00	50,000,000.00	305.56	0.00	
05/28/10	05/28/10	FHLMC GLOBAL REFERENCE NOTES DTD 03/14/2008 2.375% 05/28/2010	3137EABH1	10,000,000.00	10,000,000.00	0.00	10,000,000.00	219,300.00	0.00	
05/28/10	05/28/10	RABOBANK USA FIN CORP COMM PAPER -- 0.000% 05/28/2010	74977LEU7	50,000,000.00	50,000,000.00	0.00	50,000,000.00	277.78	0.00	
05/28/10	05/28/10	JP MORGAN CHASE & CO COMM PAPER -- 0.000% 05/28/2010	4662J1EU0	15,000,000.00	15,000,000.00	0.00	15,000,000.00	2,750.00	0.00	
05/28/10	05/28/10	JP MORGAN CHASE & CO COMM PAPER -- 0.000% 05/28/2010	4662J1EU0	50,000,000.00	50,000,000.00	0.00	50,000,000.00	9,166.67	0.00	
05/28/10	05/28/10	RABOBANK USA FIN CORP COMM PAPER -- 0.000% 05/28/2010	74977LEU7	50,000,000.00	50,000,000.00	0.00	50,000,000.00	277.78	0.00	
05/28/10	05/28/10	GENERAL ELECTRIC CO COMM PAPER -- 0.000% 05/28/2010	36960MEU3	25,000,000.00	25,000,000.00	0.00	25,000,000.00	104.17	0.00	
05/28/10	05/28/10	SOCIETE GENERALE N AMER COMM PAPER -- 0.000% 05/28/2010	83365SEU3	50,000,000.00	50,000,000.00	0.00	50,000,000.00	319.44	0.00	



Managed Account Security Transactions & Interest

For the Month Ending **May 31, 2010**

SAN BERNARDINO COUNTY - 76990800

Transaction Type		Security Description	CUSIP	Par	Principal Proceeds	Accrued Interest	Total	Realized G/L Cost	Realized G/L Amort Cost	Sale Method
Trade	Settle									
MATURITY										
05/28/10	05/28/10	SOCIETE GENERALE N AMER COMM PAPER -- 0.000% 05/28/2010	83365SEU3	50,000,000.00	50,000,000.00	0.00	50,000,000.00	319.44	0.00	
05/28/10	05/28/10	SVENSKA HANDELSBANKEN NY CERT DEPOS DTD 03/30/2010 0.220% 05/28/2010	86959BBK0	25,000,000.00	25,000,000.00	9,013.89	25,009,013.89	0.00	0.00	
Transaction Type Sub-Total				5,368,412,000.00	5,368,412,000.00	142,328.79	5,368,554,328.79	(42,789.29)	0.00	
SELL										
05/06/10	05/06/10	GOLDMAN FS GOVERNMENT MM FUND	38141W273	9,000,000.00	9,000,000.00	0.00	9,000,000.00	0.00	0.00	FIFO
05/06/10	05/06/10	GOLDMAN FS GOVERNMENT MM FUND	38141W273	1,000,000.00	1,000,000.00	0.00	1,000,000.00	0.00	0.00	FIFO
05/11/10	05/11/10	FIDELITY GOV'T MM FUND 57	316175108	45,000,000.00	45,000,000.00	0.00	45,000,000.00	0.00	0.00	FIFO
05/11/10	05/11/10	FIDELITY GOV'T MM FUND 57	316175108	4,000,000.00	4,000,000.00	0.00	4,000,000.00	0.00	0.00	FIFO
05/11/10	05/12/10	US TREASURY NOTES DTD 06/15/2009 1.875% 06/15/2012	912828KX7	25,000,000.00	25,506,835.94	190,590.66	25,697,426.60	149,414.06	162,720.94	FIFO
05/11/10	05/12/10	US TREASURY NOTES DTD 05/15/2009 1.375% 05/15/2012	912828KP4	10,000,000.00	10,101,171.88	67,610.50	10,168,782.38	138,671.88	126,922.88	FIFO
05/11/10	05/12/10	US TREASURY NOTES DTD 05/15/2009 1.375% 05/15/2012	912828KP4	10,000,000.00	10,101,171.88	67,610.50	10,168,782.38	211,328.13	177,137.98	FIFO
05/11/10	05/12/10	US TREASURY NOTES DTD 05/15/2009 1.375% 05/15/2012	912828KP4	5,000,000.00	5,050,585.93	33,805.25	5,084,391.17	101,757.80	85,870.08	FIFO
05/12/10	05/12/10	FEDERATED GOVT OBLIGATIONS FUND	60934N104	5,000,000.00	5,000,000.00	0.00	5,000,000.00	0.00	0.00	FIFO
Transaction Type Sub-Total				114,000,000.00	114,759,765.63	359,616.91	115,119,382.53	601,171.87	552,651.88	
Managed Account Sub-Total				11,368,294,000.00	45,723,155.06	4,503,600.47	50,226,755.52	558,382.58	552,651.88	
Total Security Transactions				\$11,368,294,000.00	\$45,723,155.06	\$4,503,600.47	\$50,226,755.52	\$558,382.58	\$552,651.88	

Bolded items are forward settling trades.